

**UNIT MAINTENANCE
REPAIR PARTS AND SPECIAL TOOLS LIST
FOR
RADIO SETS**

AN/PRC-119	(NSN 5820-01-151-9915)(EIC: L2A)
AN/PRC-119A	(NSN 5820-01-267-9482)(EIC: L2Q)
AN/PRC-119D	(NSN 5820-01-421-0801)(EIC: GC9)
AN/VRC-87	(NSN 5820-01-151-9916)(EIC: L2T)
AN/VRC-87A	(NSN 5820-01-267-9480)(EIC: L22)
AN/VRC-87D	(NSN 5820-01-351-5259)(EIC: GAR)
AN/VRC-88	(NSN 5820-01-151-9917)(EIC: L2U)
AN/VRC-88A	(NSN 5820-01-267-9481)(EIC: L23)
AN/VRC-88D	(NSN 5820-01-352-1694)(EIC: GAS)
AN/VRC-89	(NSN 5820-01-151-9918)(EIC: L2V)
AN/VRC-89A	(NSN 5820-01-267-9479)(EIC: L24)
AN/VRC-89D	(NSN 5820-01-420-6619)(EIC: GD8)
AN/VRC-90	(NSN 5820-01-151-9919)(EIC: L2W)
AN/VRC-90A	(NSN 5820-01-268-5105)(EIC: L25)
AN/VRC-90D	(NSN 5820-01-420-6618)(EIC: GD9)
AN/VRC-91	(NSN 5820-01-151-9920)(EIC: L2X)
AN/VRC-91A	(NSN 5820-01-267-9478)(EIC: L26)
AN/VRC-91D	(NSN 5820-01-420-6621)(EIC: GDG)
AN/VRC-92	(NSN 5820-01-151-9921)(EIC: L2Y)
AN/VRC-92A	(NSN 5820-01-267-9477)(EIC: L27)

AND

AN/VRC-92D	(NSN 5820-01-421-2605)(EIC: GDH)
-------------------	-----------------------------------------

APPROVED FOR PUBLIC RELEASE; DISTRIBUTION IS UNLIMITED

**HEADQUARTERS, DEPARTMENT OF THE ARMY
1 FEBRUARY 2003**

LIST OF EFFECTIVE PAGES

INSERT LATEST CHANGED PAGES, DESTROY SUPERSEDED PAGES

NOTE: The portion of the text affected by the changes is indicated by a vertical line in the outer margins of the page. Changes to illustrations are indicated by miniature pointing hands. Changes to wiring diagrams are indicated by shaded areas.

Dates of issue for original and changed pages are:

Original..... 0 1 February 2003

The total number of pages is 264, consisting of the following:

Page No.	* Change No.	Page No.	* Change No.	Page No.	* Change No.
Cover/blank.....	0	52-1	0	Figure 111	0
A - B	0	blank		111-1	0
i - iv.....	0	Figure 57 (2 sheets).....	0	Figure 112	0
1 - 6.....	0	57-1	0	112-1	0
blank		Figure 74.....	0	Figure 113	0
Figure 1 (23 sheets).....	0	74-1	0	113-1	0
1-1 - 1-3	0	blank		blank	
Figure 2.....	0	Figure 75 (2 sheets).....	0	Figure 116 (2 sheets).....	0
2-1	0	75-1	0	116-1	0
Figure 2A.....	0	Figure 84.....	0	Figure 118	0
2A-1.....	0	84-1	0	118-1	0
Figure 3.....	0	blank		Figure 119	0
3-1	0	Figure 85 (2 sheets).....	0	119-1	0
Figure 4.....	0	85-1	0	Figure 146 (3 sheets).....	0
4-1	0	Figure 86.....	0	146-1	0
Figure 8.....	0	86-1	0	blank	
8-1	0	blank		Figure 147 (2 sheets).....	0
blank		Figure 87 (10 sheets).....	0	147-1	0
Figure 12 (2 sheets).....	0	87-1 - 87-4	0	Figure 151	0
12-1.....	0	blank		151-1	0
Figure 12A.....	0	Figure 88.....	0	Figure 153	0
12A-1	0	88-1	0	153-1	0
Figure 13.....	0	Figure 90.....	0	blank	
13-1.....	0	90-1	0	Figure 166A (2 sheets) ...	0
Figure 14.....	0	Figure 104A.....	0	166A-1.....	0
14-1.....	0	104A-1	0	blank	
blank		Figure 107.....	0	Figure 166B (2 sheets) ...	0
Figure 16 (2 sheets).....	0	107-1	0	166B-1	0
16-1.....	0	Figure 108.....	0	Figure 166Q.....	0
Figure 17 (3 sheets).....	0	108-1	0	166Q-1.....	0
17-1.....	0	Figure 108A.....	0	blank.....	0
Figure 19 (3 sheets).....	0	108A-1	0	Figure 166R (2 sheets) ...	0
19-1.....	0	blank		166R-1	0
Figure 51.....	0	Figure 109 (2 sheets).....	0	Figure 166T (3 sheets) ...	0
51-1.....	0	109-1	0	166T-1	0
blank		Figure 110.....	0	blank	
Figure 52 (2 sheets).....	0	110-1	0		

Page No.	* Change No.
Figure 166U (2 sheets) ...	0
166U-1	0
blank	
Figure 166W (2 sheets) ..	0
166W-1	0
Figure 203 (3 sheets)	0
203-1	0
Figure 204	0
204-1	0
Figure 205	0
205-1	0
blank	
Figure 205A (2 sheets) ...	0
205A-1	0
Figure 205B	0
205B-1	0
Figure 206 (3 sheets)	0
206-1	0
Figure 207 (3 sheets)	0
207-1	0
Figure 208 (3 sheets)	0
208-1	0
blank	
Figure 211 (2 sheets)	0
211-1	0
Figure 212 (3 sheets)	0
212-1	0
Figure 213 (3 sheets)	0
213-1	0
Figure 214	0
214-1	0
Figure 215 (7 sheets)	0
215-1	0
blank	
I-1 – I-19	0
blank	
Sample/DA 2028 (8)	0
Auth/Dist	0
Blank	0
Cover 3 Blank	0
Cover 4 PIN	0

* Zero in this column indicates an original page.

Technical Manual

No. 11-5820-890-20P-1

HEADQUARTERS,
Department of the Army
Washington, D.C., 1 February 2003

**UNIT MAINTENANCE
REPAIR PARTS AND SPECIAL TOOLS LIST
FOR
RADIO SETS**

AN/PRC-119	(NSN 5820-01-151-9915) (EIC: L2A)
AN/PRC-119A	(NSN 5820-01-267-9482) (EIC: L2Q)
AN/PRC-119D	(NSN 5820-01-421-0801) (EIC: GC9)
AN/VRC-87	(NSN 5820-01-151-9916) (EIC: L2T)
AN/VRC-87A	(NSN 5820-01-267-9480) (EIC: L22)
AN/VRC-87D	(NSN 5820-01-351-5259) (EIC: GAR)
AN/VRC-88	(NSN 5820-01-151-9917) (EIC: L2U)
AN/VRC-88A	(NSN 5820-01-267-9481) (EIC: L23)
AN/VRC-88D	(NSN 5820-01-352-1694) (EIC: GAS)
AN/VRC-89	(NSN 5820-01-151-9918) (EIC: L2V)
AN/VRC-89A	(NSN 5820-01-267-9479) (EIC: L24)
AN/VRC-89D	(NSN 5820-01-420-6619) (EIC: GD8)
AN/VRC-90	(NSN 5820-01-151-9919) (EIC: L2W)
AN/VRC-90A	(NSN 5820-01-268-5105) (EIC: L25)
AN/VRC-90D	(NSN 5820-01-420-6618) (EIC: GD9)
AN/VRC-91	(NSN 5820-01-151-9920) (EIC: L2X)
AN/VRC-91A	(NSN 5820-01-267-9478) (EIC: L26)
AN/VRC-91D	(NSN 5820-01-420-6621) (EIC: GDG)
AN/VRC-92	(NSN 5820-01-151-9921) (EIC: L2Y)
AN/VRC-92A	(NSN 5820-01-267-9477) (EIC: L27)
	AND
AN/VRC-92D	(NSN 5820-01-421-2605) (EIC: GDH)

Current as of 1 August 2002

REPORTING ERRORS AND RECOMMENDING IMPROVEMENTS

You can help improve this manual. If you find any mistakes, or if you know of a way to improve the procedures, please let us know. Mail your letter, DA Form 2028 (Recommended Changes to Publications and Blank Forms) or DA Form 2028-2 located in back of this manual direct to: Commander, US Army Communications-Electronics Command and Fort Monmouth, ATTN: AMSEL-LC-LEO-D-CS-CFO, Fort Monmouth, New Jersey 07703-5006. The fax number is 732-532-1413, DSN 992-1413. You may also e-mail your recommendations to AMSEL-LC-LEO-PUBS-CHG@cecom3.monmouth.army.mil

A reply will be furnished direct to you.

TABLE OF CONTENTS

	Page	Illus/ Figure
Section I. Introduction	1	
Section II. Repair Parts List	1	
Group 00 SINCGARS Family of Radios.....	1-1	1
57 Radio Set AN/PRC-119D (see Figure 1 sheet 1 for listing of parts)		
01 Radio Set AN/PRC-119A (see Figure 1 sheet 2 for listing of parts)		
02 Radio Set AN/PRC-119..... (see Figure 1 sheet 3 for listing of parts)		
58 Radio Set AN/VRC/87D (see Figure 1 sheet 4 for listing of parts)		
03 Radio Set AN/VRC/87A (see Figure 1 sheet 5 for listing of parts)		
05 Radio Set AN/VRC/87..... (see Figure 1 sheet 6 for listing of parts)		
59 Radio Set AN/VRC-88D..... (see Figure 1 sheet 7 for listing of parts)		
07 Radio Set AN/VRC-88A (see Figure 1 sheet 8 for listing of parts)		
09 Radio Set AN/VRC-88 (see Figure 1 sheet 9 for listing of parts)		
60 Radio Set AN/VRC/89D (see Figure 1 sheet 10 for listing of parts)		
11 Radio Set AN/VRC/89A (see Figure 1 sheet 11 for listing of parts)		
12 Radio Set AN/VRC/89..... (see Figure 1 sheet 12 for listing of parts)		
61 Radio Set AN/VRC-90D..... (see Figure 1 sheet 13 for listing of parts)		
13 Radio Set AN/VRC-90A (see Figure 1 sheet 14 for listing of parts)		
14 Radio Set AN/VRC-90 (see Figure 1 sheet 15 for listing of parts)		
62 Radio Set AN/VRC-91D..... (see Figure 1 sheet 16 for listing of parts)		
15 Radio Set AN/VRC-91A (see Figure 1 sheet 17 for listing of parts)		
16 Radio Set AN/VRC-91 (see Figure 1 sheet 18 for listing of parts)		
63 Radio Set AN/VRC-92D..... (see Figure 1 sheet 19 for listing of parts)		
17 Radio Set AN/VRC-92A (see Figure 1 sheet 20 for listing of parts)		
18 Radio Set AN/VRC-92 (see Figure 1 sheet 21 for listing of parts)		
Ancillary Items (see Figure 1 sheets 22 – 23 for listing of parts)		
Manpack Antenna AS-3683/PRC	2-1	2
Handheld Remote Control Radio Device C-12493/U	2A-1	2A
Electrical Special Purpose Cable Assembly CX-13293/VRC.....	3-1	3
19 Control-Monitor C-11291/VRC	4-1	4
190102 Control-Monitor Panel.....	8-1	8
20 Battery Box CY-8523A/PRC	12-1	12
21 Battery Box CY-8523C/PRC	12A-1	12A
22 Battery Tray CY-8664/VRC	13-1	13
2201 Electronic Components Assembly - Battery Tray	14-1	14
23 Electronic Counter-Countermeasures Fill Device MX-18290/VRC	16-1	16
24 Electronic Counter-Countermeasures Fill Device MX-10579/VRC	17-1	17
25 Power Supply Adapter MX-10862/VRC		
2501 Electrical Equipment Chassis - Power Supply Adapter	19-1	19
26 Radio Receiver-Transmitter RT-1523(C)/U		
2616 Receiver-Transmitter Subassembly.....	51-1	51
261601 Receiver-Transmitter Panel Assembly	52-1	52
27 Radio Receiver-Transmitter RT-1439/VRC.....	57-1	57
2716 Electrical Equipment Chassis - Receiver-Transmitter Subassembly	74-1	74
271601 Receiver-Transmitter Panel Assembly	75-1	75
28 Receiver-Transmitter Control C-11561(C)/U		
2813 Receiver-Transmitter Control Subassembly.....	84-1	84
281301 Receiver-Transmitter Control Panel Assembly	85-1	85
29 Vehicular Amplifier-Adapter AM-7239/VRC	86-1	86
2901 Electrical Equipment Chassis - Amplifier-Adapter Assembly.....	87-1	87
290101 Electronic Components Assembly - Power Control.....	88-1	88
290102 Electronic Components Assembly - One Watt Audio Amplifier.....	90-1	90

TABLE OF CONTENTS - continued

	Page	Illus/ Figure
31 Long Manpack Antenna AS-4266A/PRC	104A-1	104A
33 Vehicular Antenna AS-3900A/VRC	107-1	107
3301 Antenna Subassembly	108-1	108
34 Vehicular Antenna AS-3916/VRC (SLPA)	108A-1	108A
35 Electrical Equipment Mounting Base MT-6352/VRC.....	109-1	109
3501 Electrical Connector Assembly.....	110-1	110
36 Electrical Equipment Mounting Base MT-6576/VRC.....	111-1	111
3601 Electrical Connector Assembly (see group 3501 for listing of parts)		
37 Electronic Equipment Auxiliary Kit MK-2312/VRC.....	112-1	112
3701 Electrical Equipment Mounting Base MT-6353/VRC.....	113-1	113
370101 Chassis/Power Supply Assembly		
37010102 Electrical Equipment Chassis.....	116-1	116
370102 Electrical Equipment Mounting Base.....	118-1	118
38 Electronic Equipment Auxiliary Kit MK-2499/VRC (see TM 11-5820-957-23P for listing of parts)		
39 Control Unit - Loudspeaker LS-671/VRC.....	119-1	119
51 Vehicular Amplifier-Adapter AM-7239B/VRC.....	144-1	144
5103 Electrical Equipment Chassis - Amplifier-Adapter	146-1	146
510301 Electrical Chassis - Electronic Component - Adapter /Power Supply	147-1	147
510302 Electronic Components Assembly - One Watt Audio Amplifier.....	151-1	151
510303 Electrical Components Assembly - Power Control.....	153-1	153
52 Radio Receiver-Transmitter RT-1523B(C)/U		
5212 Receiver-Transmitter Subassembly.....	166A-1	166A
521201 Receiver-Transmitter Panel Assembly	166B-1	166B
55 Radio Receiver-Transmitter RT-1523C(C)/U		
5506 Receiver-Transmitter Subassembly.....	166Q-1	166Q
550601 Receiver-Transmitter Panel Assembly	166R-1	166R
56 Vehicular Amplifier-Adapter AM-7239C/VRC.....	166T-1	166T
5601 Power Supply - Vehicular Adapter.....	166U-1	166U
5602 Electronic Components Assembly - Sidehat.....	166W-1	166W
57 Radio Set AN/PRC-119D (see group 00 for listing of parts)		
58 Radio Set AN/VRC-87D (see group 00 for listing of parts)		
59 Radio Set AN/VRC-88D (see group 00 for listing of parts)		
60 Radio Set AN/VRC-89D (see group 00 for listing of parts)		
61 Radio Set AN/VRC-90D (see group 00 for listing of parts)		
62 Radio Set AN/VRC-91D (see group 00 for listing of parts)		
63 Radio Set AN/VRC-92D (see group 00 for listing of parts)		
80 Receiver-Transmitter, Radio RT-1523A(C)/U		
8016 Front Panel Assembly.....	203-1	203
8017 Chassis Assembly.....	204-1	204
81 Receiver-Transmitter, Radio RT-1523D(C)/U	205-1	205
8116 Front Panel Assembly.....	205A-1	205A
8117 Chassis Assembly.....	205B-1	205B
82 Mounting Base, Electronic Equipment MT-6352A/VRC	206-1	206
83 Control-Monitor C-11291A/VRC.....	207-1	207
84 Battery Box CY-8523B/PRC	208-1	208
86 Amplifier-Adapter, Vehicular AM-7239A/VRC.....	211-1	211
8602 Chassis Assembly, Adapter	212-1	212
860201 Chassis Subassembly, Adapter	213-1	213
87 Amplifier-Adapter, Vehicular AM-7239D/VRC.....	214-1	214
8701 Chassis Assembly, Adapter	215-1	215

TABLE OF CONTENTS - continued

		Page	Illus/ Figure
Section	III. SPECIAL TOOLS LIST (Not Applicable)		
Section	IV. Cross-Reference Indexes		
	National Stock Number Index	I-1	
	Part Number Index	I-7	

SECTION I INTRODUCTION

1. Scope

This RPSTL lists and authorizes spares and repair parts; special tools; special test, measurement, and diagnostic equipment (TMDE); and other special support equipment required for performance of unit and direct support maintenance of AN/PRC-119/A/D, AN/VRC-87/A/D, AN/VRC-88/A/D, AN/VRC-89/A/D, AN/VRC-90/A/D, AN/VRC-91/A/D, and AN/VRC-92/A/D. It authorizes the requisitioning, issue, and disposition of spares, repair parts and special tools as indicated by the source, maintenance and recoverability (SMR) codes.

2. General

This Repair Parts and Special Tools List is divided into the following sections:

a. Section II, Repair Parts List. A list of spares and repair parts authorized by this RPSTL for use in the performance of maintenance. The list also includes parts which must be removed for replacement of the authorized parts. Parts lists are composed of functional groups in ascending numeric sequence, with the parts in each group listed in ascending item number sequence. Figure numbers are listed directly beneath the group header. Repair part kits are listed separately in their own functional group within section II. Repair parts for reparable special tools are also listed in this section. Items are shown on the associated illustration.

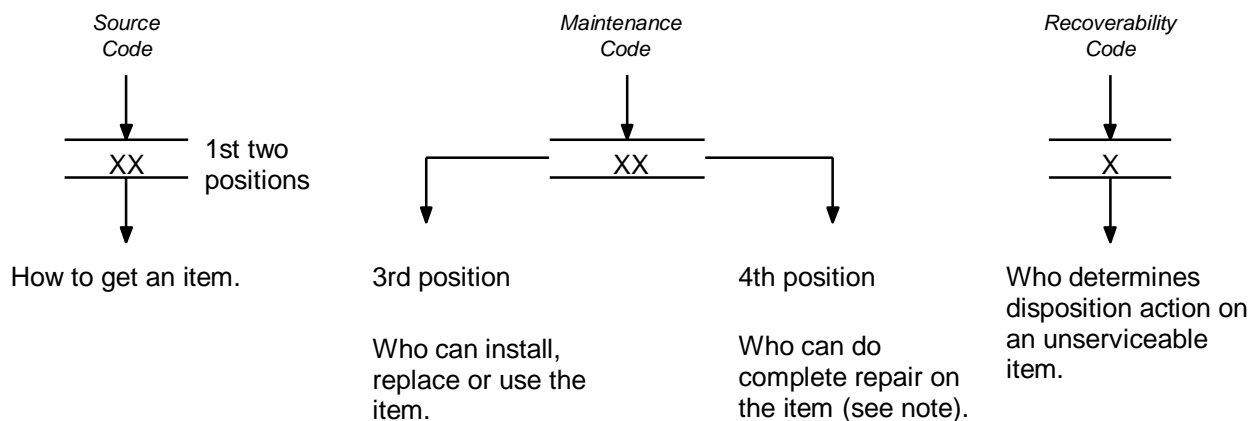
b. Section III, Special Tools List. A list of special tools, special TMDE, and other special support equipment authorized by this RPSTL (as indicated by Basis of Issue (BOI) information in DESCRIPTION AND USABLE ON CODE (UOC) column (5) for the performance of maintenance.

c. Section IV. Cross-Reference Indexes. There are two cross-reference indexes in this RPSTL: the National Stock Number Index and the Part Number Index. The National Stock Number Index refers you to the figure and item number. The Part Number Index refers you to the figure and item number.

3. Explanation of Columns (Sections II and III)

a. Item No. (Column (1)). Indicates the number used to identify items called out in the illustration.

b. SMR CODE (Column (2)). The source, maintenance, and recoverability (SMR) code is a five-position code containing supply/requisitioning information, maintenance category authorization criteria, and disposition instruction as shown in the following breakout:



NOTE

Complete repair: Maintenance capacity, capability, and authority to perform all corrective maintenance tasks of the "Repair" function in a use/user environment in order to restore serviceability to a failed item.

(1) *Source Code.* The source code tells you how to get an item needed for maintenance, repair, or overhaul of an end item/equipment. Explanations of source codes follows:

Code

Explanation

PA
PB
PC
PD
PE
PF
PG

Stocked items; use the applicable NSN to request/requisition items with these source codes. They are authorized to the category indicated by the source code entered in the third position of the SMR code.

NOTE

Items coded PC are subject to deterioration.

KD
KF
KB

Items with these codes are not to be requested/requisitioned individually. They are part of a kit which is authorized to the maintenance category indicated in the third position of the SMR code. The complete kit must be requisitioned and applied.

MO — Made at org/
AVUM category
MF — Made at DS/
AVIM category
MH — Made at GS
category
ML — Made at Spec-
ialized Repair
Activity (SRA)
MD — Made at Depot

Items with these codes are not to be requested/requisitioned individually. They must be made from bulk material which is identified by the part number in the description and usable on code (UOC) column and listed in the Bulk Material group of the repair parts list. If the item is authorized to you by the third position code of the SMR code, but the source code indicates it is made at a higher category, order the item from the higher category of maintenance.

AO — Assembled by org/
AVUM category
AF — Assembled by DS/
AVIM category
AH — Assembled by GS
category
AL — Assembled by SRA
AD — Assembled by Depot

Items with these codes are not to be requested/requisitioned individually. The parts that make up the assembled item must be requisitioned or fabricated and assembled at the category of maintenance indicated by the source code. If the disposition code of the SMR code authorizes you to replace the item, but the source code indicates the item is assembled at a higher category, order the item from the higher category of maintenance.

- XA — Do not requisition an "XA" coded item. Order its next higher assembly.
- XB — If an "XB" item is not available from salvage, order it using the CAGEC and part number given.
- XC — Installation drawing, diagram, instruction sheet, field service drawing, that is identified by manufacturers part number.
- XD — Item is not stocked. Order an "XD" coded item through normal supply channels using the CAGEC and part number given, if no NSN is available.

NOTE

Cannibalization or controlled exchange, when authorized, may be used as a source of supply for items with the above source codes, except for those source coded "XA" or those aircraft support items restricted by requirements of AR 750-1.

(2) *Maintenance Code.* Maintenance codes tell you the category of maintenance authorized to USE and REPAIR support items. The maintenance codes are entered in the third and fourth positions of the SMR code as follows:

(a) The maintenance code entered in the third position tells you the lowest maintenance category authorized to remove, replace, and use an item. The maintenance code entered in the third position will indicate authorization to one of the following categories of maintenance.

<i>Code</i>	<i>Application/Explanation</i>
C	— Crew or operator maintenance done within organizational or aviation maintenance.
O	— Organizational or aviation unit category can remove, replace, and use the item.
F	— Direct support or aviation intermediate category can remove, replace, and use the item.
H	— General support category can remove, replace, and use the item.
L	— Specialized repair activity can remove, replace, and use the item.
D	— Depot category can remove, replace, and use the item.

(b) The maintenance code entered in the fourth position tells whether or not the item is to be repaired and identifies the lowest maintenance category with the capability to do complete repair (i.e., perform all authorized repair functions). This position will contain one of the following maintenance codes.

NOTE

Some limited repair may be done on the item at a lower level of maintenance, if authorized by the Maintenance Allocation Chart (MAC) and SMR codes.

<i>Code</i>	<i>Application/Explanation</i>
O	— Organizational or aviation unit is the lowest category that can do complete repair of the item.
F	— Direct support or aviation intermediate is the lowest category that can do complete repair of the item.
H	— General support is the lowest category that can do complete repair of the item.
L	— Specialized repair activity (designated the special repair activity) is the lowest category that can do complete repair of the item.
D	— Depot is the lowest category that can do complete repair of the item.
Z	— Nonreparable. No repair is authorized.
B	— No repair is authorized. (No parts or special tools are authorized for the maintenance of a "B" coded item.) However, the item may be reconditioned by adjusting, lubricating, etc., at the user category.

(3) *Recoverability Code.* Recoverability codes are assigned to items to indicate the disposition action on unserviceable items. The recoverability code is entered in the fifth position of the SMR Code as follows:

<i>Recoverability codes</i>	<i>Application/Explanation</i>
Z	— Nonreparable item. When unserviceable, condemn and dispose of the item at the category of maintenance shown in the third position of SMR code.
O	— Repairable item. When uneconomically repairable, condemn and dispose of the item at organizational or aviation unit category.
F	— Repairable item. When uneconomically repairable, condemn and dispose of the item at the direct support or aviation intermediate category.
H	— Repairable item. When uneconomically repairable, condemn and dispose of the item at general support category.
D	— Repairable item. When beyond lower category repair capability, return to depot. Condemnation and disposal of item not authorized below depot category.
L	— Repairable item. Condemnation and disposal not authorized below specialized repair activity (SRA).
A	— Item requires special handling or condemnation procedures because of specific reasons (e.g., precious metal content, high dollar value, critical material, or hazardous material). Refer to appropriate manuals/directives for specific instructions.

c. *NSN (Column (3))*. The national stock number for the item is listed in this column.

d. *CAGEC (Column (4))*. The Commercial and Government Entity Code (CAGEC) is a 5-digit numeric code which is used to identify the manufacturer, distributor, or Government agency, etc., that supplies the item.

e. *Part Number (Column (5))*. Indicates the primary number used by the manufacturer (individual, company, firm, corporation, or Government activity), which controls the design and characteristics of the item by means of its engineering drawings, specifications standards, and inspection requirements to identify an item or range of items.

NOTE

When you use an NSN to requisition an item, the item you receive may have a different part number from the part ordered.

f. *Description and Usable on Code (UOC) (Column (6))*. This column includes the following information:

(1) The Federal item name and, when required, a minimum description to identify the item.

(2) The statement "END OF FIGURE" appears just below the last item description in Column (5) for a given figure in both section II and section III.

g. *Qty (Column (7))*. Indicates the quantity of the item used in the breakout shown on the illustration figure, which is prepared for a functional group, subfunctional group, or an assembly. A "V" appearing in this column in lieu of a quantity indicates that the quantity is variable and the quantity may vary from application to application.

4. Explanation of Columns (Section IV)

a. *National Stock Number (NSN) Index*.

(1) *Stock number column*. This column lists the NSN by National item identification number (NIIN) sequence. The NIIN consists of the last nine digits of the NSN.

NSN
(e.g., 5385-01-574-1476)

When using this column to locate an item, ignore the first four digits of the NSN. Use the complete NSN (13 digits) when requisitioning items by stock number.

(2) *Fig. column*. This column lists the number of the figure where the item is identified/located. The illustrations are in numerical sequence in sections II and III.

(3) *Item column*. The item number identifies the item associated with the figure listed in the adjacent Fig. column. This item is also identified by the NSN listed on the same line.

b. *Part Number Index*. Part numbers in this index are listed by part number in ascending alphanumeric sequence.

(1) *CAGEC column*. This column lists the Commercial and Government Entity Code (CAGEC).

(2) *Part number column*. This column indicates the part number assigned to the item.

(3) *Stock number column*. This column lists the National stock number for the associated part number and manufacturer identified in the part number and CAGEC columns to the left.

(4) *Fig. column*. This column lists the number of the figure where the item is identified/located in sections II and III.

(5) *Item column*. The item number is that number assigned to the item as it appears in the figure referenced in the adjacent figure number column.

5. Special Information

a. *Usable On Codes.* The usable on code appears in the lower left corner of the description column heading. Usable on codes are shown as "UOC: " in the description column (justified left) on the first line applicable item description nomenclature. Uncoded items are applicable to all models. Identification of the usable on codes used in this RPSTL are:

EW2 RT-1439/VRC	FZG MK-2312/VRC	KAZ RT-1523B(C)/U
EW3 AM-7239/VRC	JAS MT-6576/VRC	KEW AS-4266/PRC
EW4 AM-7238/VRC	JAU CY-8664/VRC	KUC AM-7238B/VRC
EWR AN/PRC-119	JCS MX-10862/VRC	KWA RT-1523C(C)/U
EWS AN/VRC-87	JCT AS-3900/VRC	KWB AM-7239C/VRC
EWU AN/VRC-89	JER RT-1523(C)/U	KWV AS-3916
EWX AN/VRC-92	JES MX-18290/VRC	LAH AN/PRC-119D
EWZ C-11291/VRC	JFA CY-8523A	LCR CY-8523C
FDP NON-ICOM	JGK SINGARS V	LDY AS-4266A/PRC
FRU AS-3684/U	JKX ICOM	LFA AM-7239D/VRC
FRW MT-6352/VRC	JPJ AM-7298A/VRC	
FSA MX-10579/VRC	JTL LS-671/VRC	
FWW C-11561(C)/U	JVU AM-7239B/VRC	

b. *Associated Publications.* The following publications pertain to SINCGARS Ground Radio Sets:

TM 11-5820-890-20-1 Unit Maintenance Manual for Ground ICOM Radio Sets AN/PRC-119A (NSN 5820-01-267-9482) (EIC: L2Q), AN/PRC-119D (5820-01-421-0801) (EIC: N/A), AN/PRC-119F (5820-01-451-8252) (EIC: N/A), AN/VRC-87A (5820-01-267-9480) (EIC: L22), AN/VRC-87D (5820-01-351-5259) (EIC: GAR), AN/VRC-87F (5820-01-451-8248) (EIC: N/A), AN/VRC-88A (5820-01-267-9481) (EIC: L23), AN/VRC-88D (5820-01-352-1694) (EIC: GAS), AN/VRC-88F (5820-01-452-8435) (EIC: N/A), AN/VRC-89A (5820-01-267-9479) (EIC: L24), AN/VRC-89D (5820-01-420-6619) (EIC: N/A), AN/VRC-89F (5820-01-451-8247) (EIC: N/A), AN/VRC-90A (5820-01-267-5105) (EIC: L25), AN/VRC-90D (5820-01-420-6618) (EIC: N/A), AN/VRC-90F (5820-01-451-8246) (EIC: N/A), AN/VRC-91A (5820-01-267-9478) (EIC: L26), AN/VRC-91D (5820-01-420-6621) (EIC: N/A), AN/VRC-91F (5820-01-451-8249) (EIC: N/A), AN/VRC-92A (5820-01-267-9477) (EIC: L27), AN/VRC-92D (5820-01-421-2605) (EIC: N/A) AND, AN/VRC-92F (5820-01-451-8250) (EIC: N/A)

TM 11-5820-890-20-2 Unit Maintenance Manual for Ground ICOM Radio Sets AN/PRC-119A (NSN 5820-01-267-9482) (EIC: L2Q); AN/VRC-119D (5820-01-421-0801) (EIC: N/A); AN/VRC-87A (5820-01-267-9480) (EIC:L22); AN/VRC-87C (5820-01-304-2045) (EIC: GDC); AN/VRC-87D (5820-01-351-5259) (EIC: GAR); AN/VRC-88A (5820-01-267-9481) (EIC: L23); AN/VRC-88D (5820-01-352-1694) (EIC: GAS); AN/VRC-89A (5820-01-267-9479) (EIC: L24); AN/VRC-89D (5820-01-420-6619) (EIC: N/A); AN/VRC-90A (5820-01-267-5105) (EIC: L25); AN/VRC-90D (5820-01-420-6618) (EIC: N/A); AN/VRC-91A (5820-01-267-9478) (EIC: L26); AN/VRC-91D (5820-01-420-6621) (EIC: N/A); AN/VRC-92A (5820-01-267-9477) (EIC: L27); AN/VRC-92D (5820-01-421-2605) (EIC: N/A) (WITH CONTROL, RECEIVER-TRANSMITTER C-11561(C)/U (RCU))

TM 11-5820-890-30P-1 Direct Support Maintenance Repair Parts and Special Tools List for Radio Sets AN/PRC-119 (NSN 5820-01-151-9915) (EIC: L2A), AN/PRC-119A (NSN 5820-01-267-9482) (EIC: L2Q), AN/PRC-119D (NSN 5820-01-421-0801) (EIC: GC9), AN/VRC-87 (NSN 5820-01-151-9916) (EIC: L2T), AN/VRC-87A (NSN 5820-01-267-9480) (EIC: L22), AN/VRC-87D (NSN 5820-01-351-5259) (EIC: GAR), AN/VRC-88 (NSN 5820-01-151-9917) (EIC: L2U), AN/VRC-88A (NSN 5820-01-267-9481) (EIC: L23), AN/VRC-88D (NSN 5820-01-352-1694) (EIC: GAS), AN/VRC-89 (NSN 5820-01-151-9918) (EIC: L2V), AN/VRC-89A (NSN 5820-01-267-9479) (EIC: L24), AN/VRC-89D (NSN 5820-01-420-6619) (EIC: GD8). AN/VRC-90 (NSN 5820-01-151-9919) (EIC: L2W), AN/VRC-90A (NSN 5820-01-268-5105) (EIC: L25), AN/VRC-90D (NSN 5820-01-420-6618) (EIC: GD9), AN/VRC-91 (NSN 5820-01-151-9920) (EIC: L2X), AN/VRC-91A (NSN 5820-01-267-9478) (EIC: L26), AN/VRC-91D (NSN 5820-01-420-6621) (EIC: GDG), AN/VRC-92 (NSN 5820-01-151-9921) (EIC: L2Y), AN/VRC-92A (NSN 5820-01-267-9477) (EIC: L27), AND AN/VRC-92D (NSN 5820-01-421-2605) (EIC: GDH)

TM 11-5820-890-30P-2 Direct Support Maintenance Repair Parts and Special Tools List for .TM 11-5820-890-30P-2 Receiver-Transmitter, Radio RT-1523A(C)/U (NSN 5820-01-318-7990) (EIC: N/A), Receiver-Transmitter, Radio RT-1523D(C)/U (5820-01-410-8981) (EIC: N/A), Mounting Base, Electrical Equipment MT-6352A/VRC (5975-01-304-2050) (EIC: N/A), Control-Monitor C-11291A/VRC (5895-01-309-1309) (EIC: N/A), Battery Box CY-8523B/PRC (6160-01-304-2034) (EIC: N/A), Amplifier, Radio Frequency AM-7238A/VRC (5895-01-306-8093) (EIC: N/A), Amplifier-Adapter, Vehicular AM-7239A/VRC (5895-01-304-8389) (EIC: N/A), Amplifier-Adapter, Vehicular (5895-01-422-8781) (EIC: N/A) (SINGARS GD Radio Sets)

TM 11-5820-890-30-6 (5 Volumes) Direct Support Maintenance Manual for SINGARS Ground Radio Sets (When printed.)

b. Illustrations-Listing. Only those parts coded “O”, “F” in the third position of the SMR code are listed in the tabular listing. Only illustrations containing unit and direct support authorized items appear in this manual.

c. National Stock Numbers. National Stock Numbers (NSNs) that are missing from “P” source coded items have been applied for and will be added to this TM by future change/revision when they are entered in the Army Master Data File (AMDF). Until the NSNs are established and published, submit exception requisition to: US Army Communications-Electronics Command and Fort Monmouth, ATTN: AMSEL-LC-COM-R-SR, Fort Monmouth, NJ 07703-5023 for the part required to support your equipment.

d. Serial Number Effectivity. When part numbers of spare/repair items are not the same for all serial numbered equipment, of the same model, serial number effectivity will identify the correct parts to be ordered. The serial number effectivity that appears in the tabular list is the serial number effectivity for the next higher assembly. If a figure has more than one model, both models will be shown, each with its own serial number effectivity. If a part in the tabular list does not have a serial number effectivity then that part can be used in any model. Whereas, if a part has a serial number effectivity, it is model unique and can only be used in the model marked with the same serial number effectivity.

6. How to Locate Repair Parts

a. When National Stock Number or Part Number is Not Known.

(1) *First* Using the table of contents, determine the assembly group or subassembly group to which the item belongs. This is necessary since figures are prepared for assembly groups and subassembly groups, and listings are divided into the same groups.

(2) *Second.* Find the figure covering the assembly group or subassembly group to which the item belongs.

(3) *Third.* Identify the item on the figure and note the item number.

(4) *Fourth.* Refer to the Repair Parts List for the figure and item numbers. The NSNs and part numbers are on the same line as the associated item numbers.

b. When National Stock Number or Part Number is Known.

(1) *First.* If you have the national stock number, look in the STOCK NUMBER column of the National Stock Number Index. The NSN is arranged in national item identification number (NIIN) sequence (see paragraph 4a). Note the figure and item number next to the NSN.

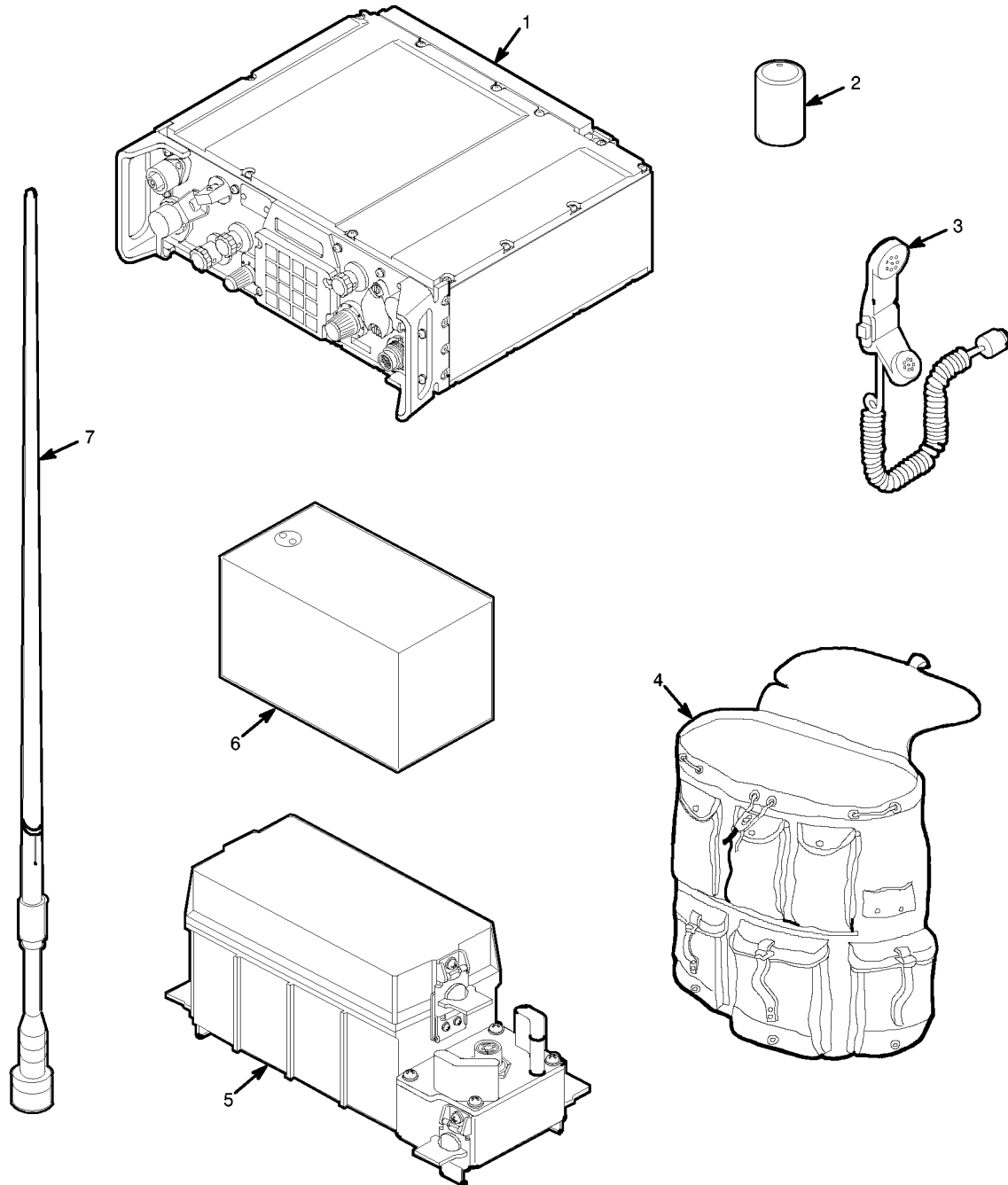
(2) *Second.* Turn to the figure and locate the item number. Verify that the item is the one you are looking for.

NOTE

If you have the part number, look in the PART NUMBER column of the Part Number Index. Identify the figure and item number, look up the item on the figure in Section II.

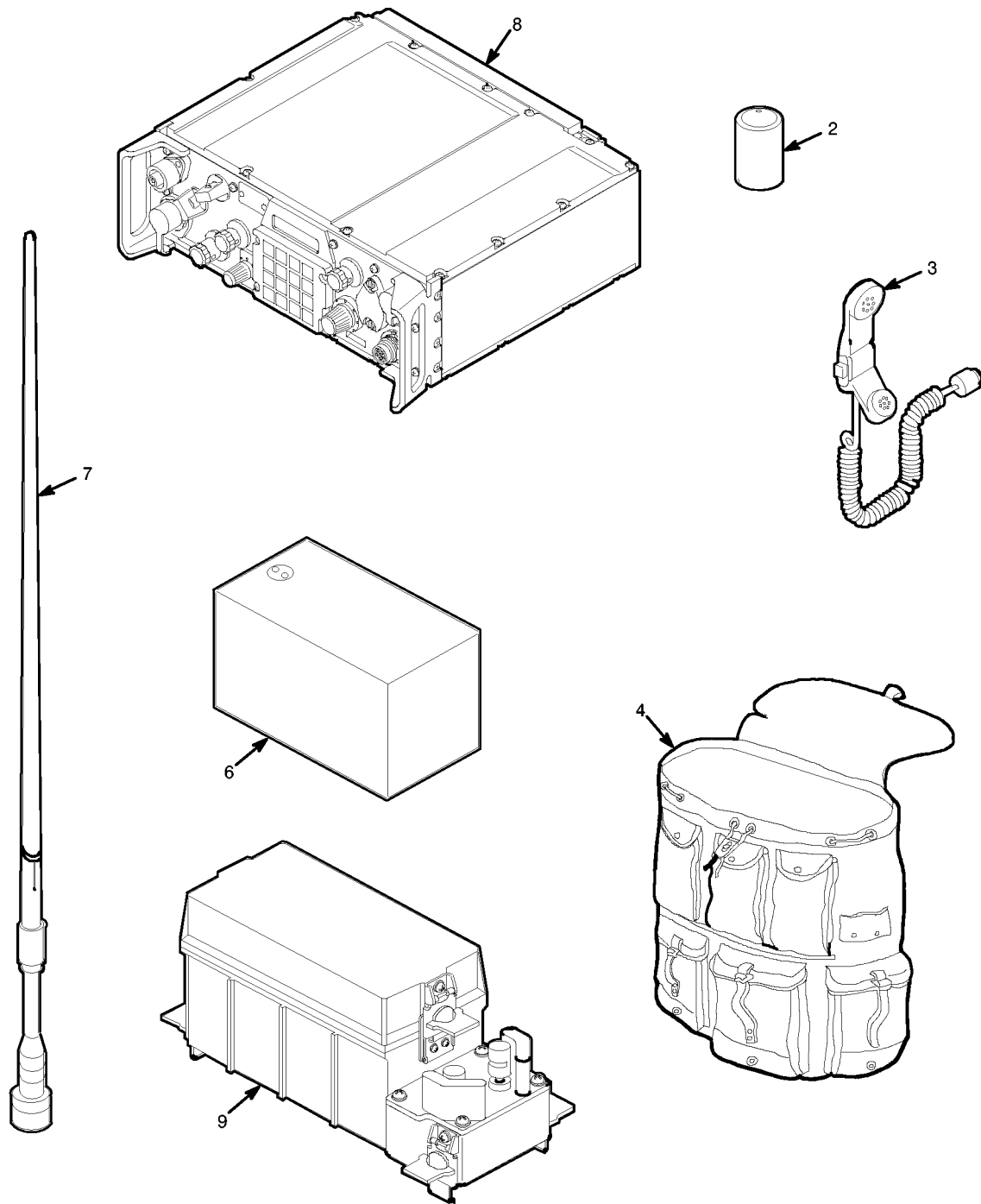
7. Abbreviations

Not applicable.



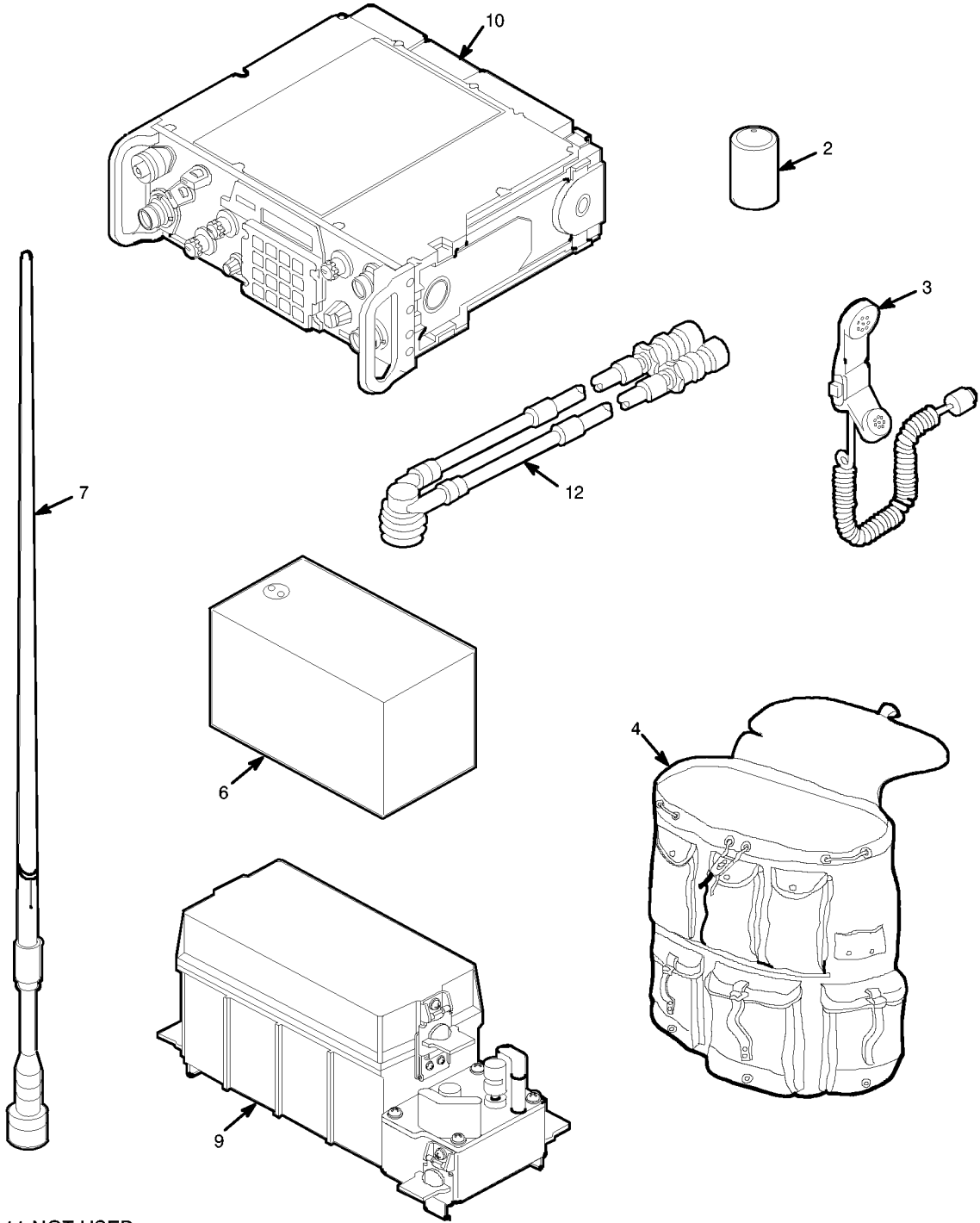
EL9WK001

Figure 1. SINCGARS Family of Radios (AN/PRC-119D) (Sheet 1 of 23)



EL9WK002

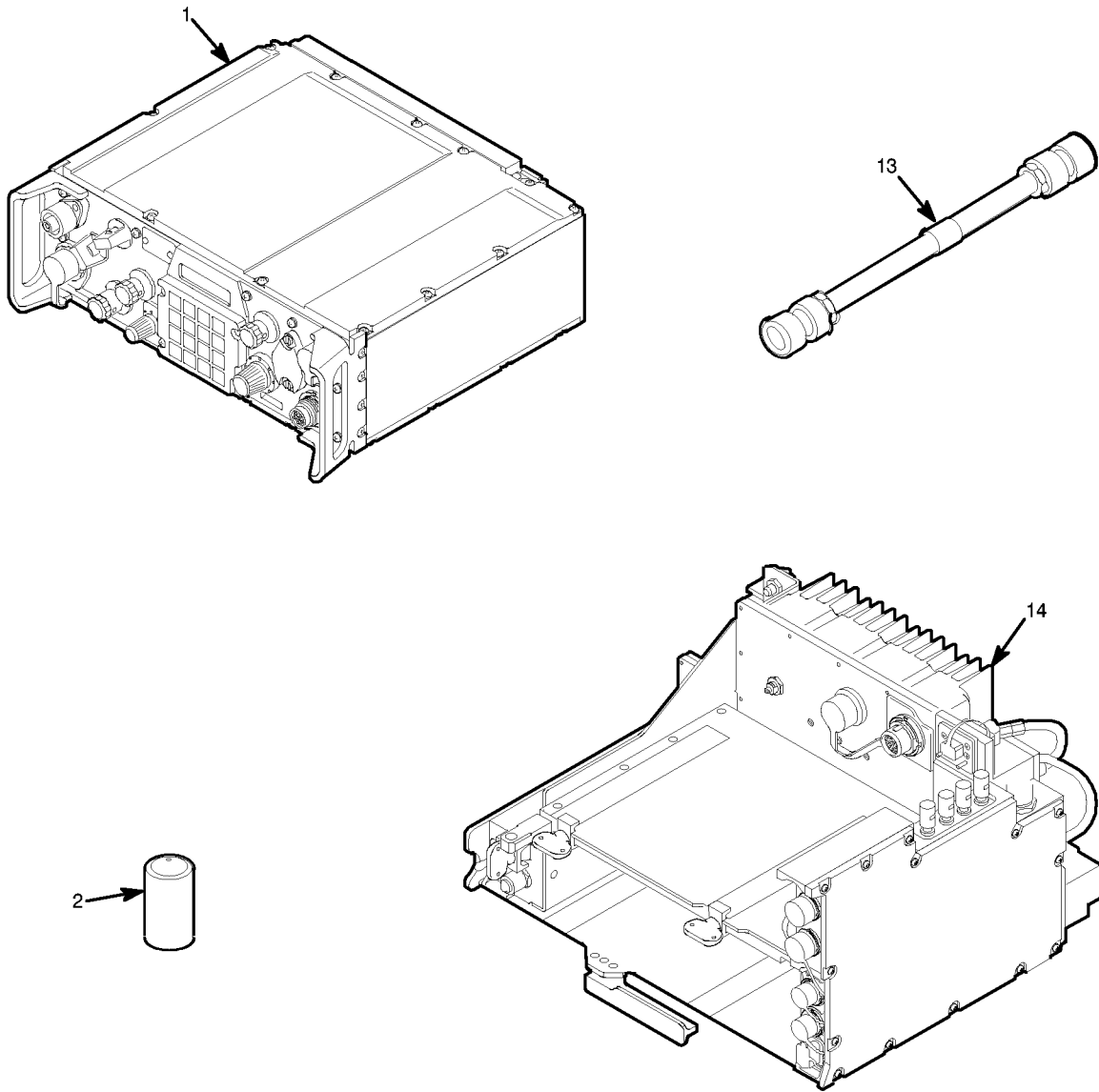
Figure 1. SINCGARS Family of Radios (AN/PRC-119A) (Sheet 2 of 23)



11 NOT USED

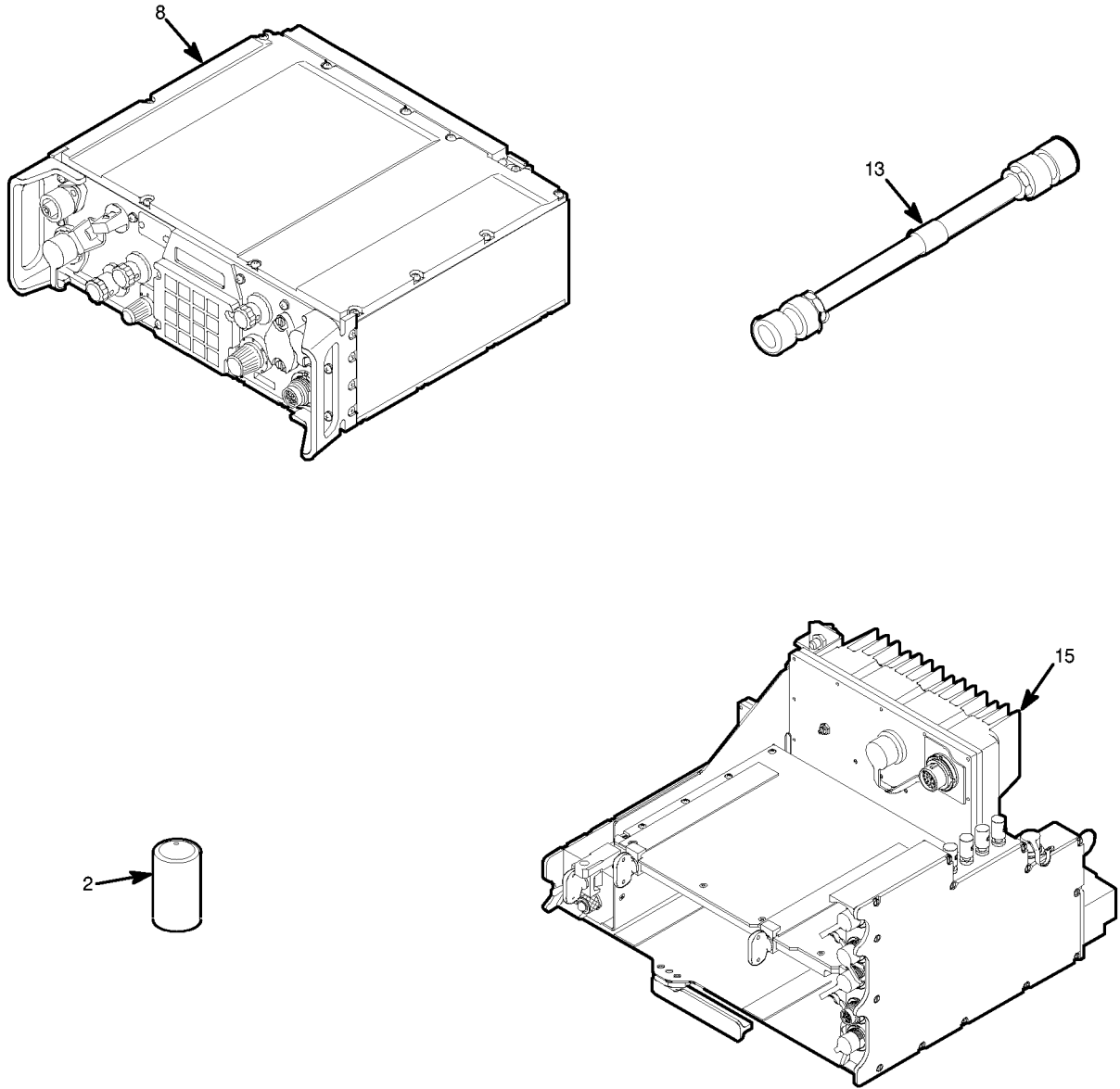
EL9WK003-c-c

Figure 1. SINCGARS Family of Radios (AN/PRC-119) (Sheet 3 of 23)



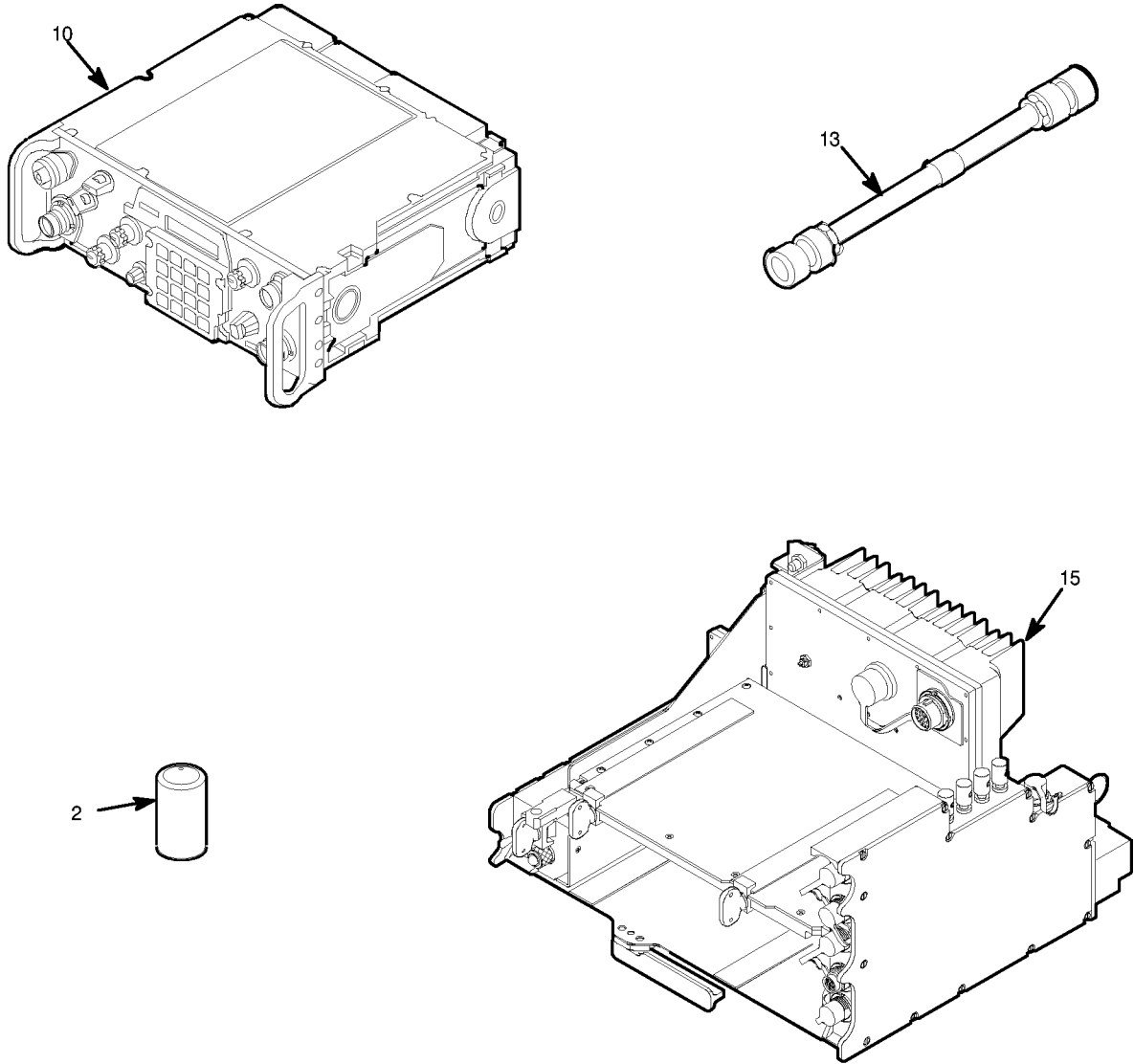
EL9WK004

Figure 1. SINCGARS Family of Radios (AN/VRC-87D) (Sheet 4 of 23)



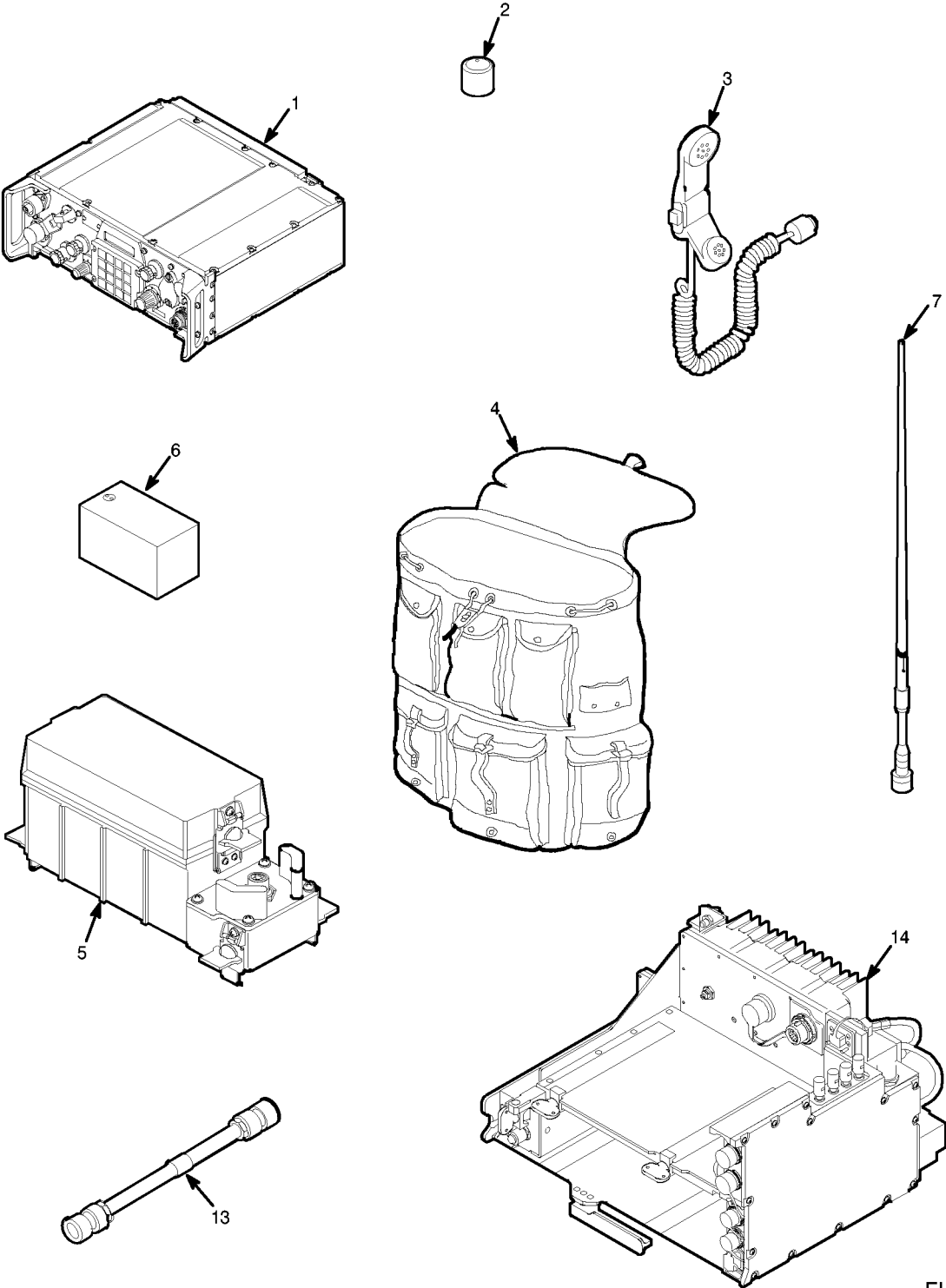
EL9WK005

Figure 1. SINCGARS Family of Radios (AN/VRC-87A) (Sheet 5 of 23)



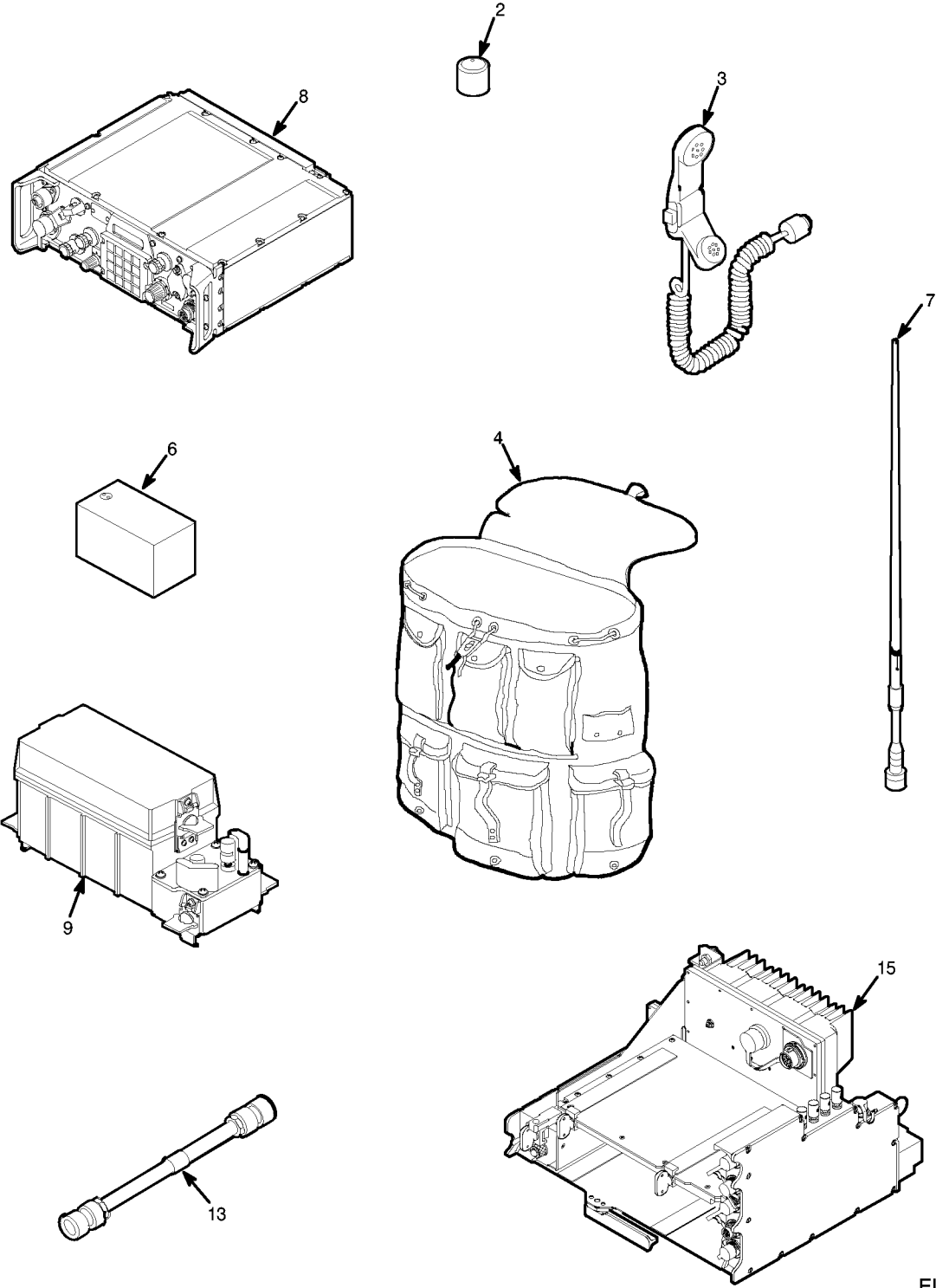
EL9WK006-c

Figure 1. SINCGARS Family of Radios (AN/VRC-81) (Sheet 6 of 23)



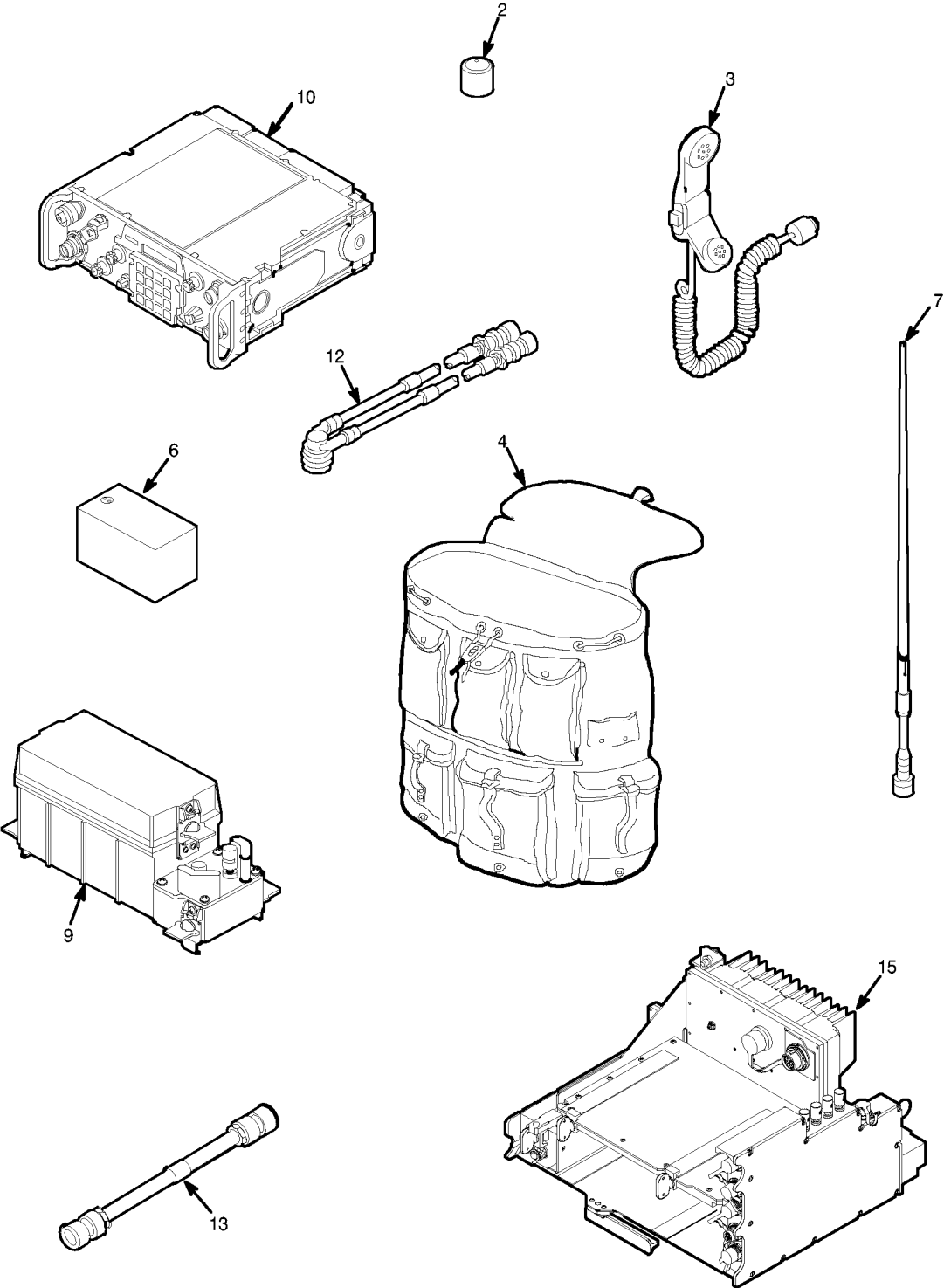
EL9WK007

Figure 1. SINCGARS Family of Radios (AN/VRC-88D) (Sheet 7 of 23)



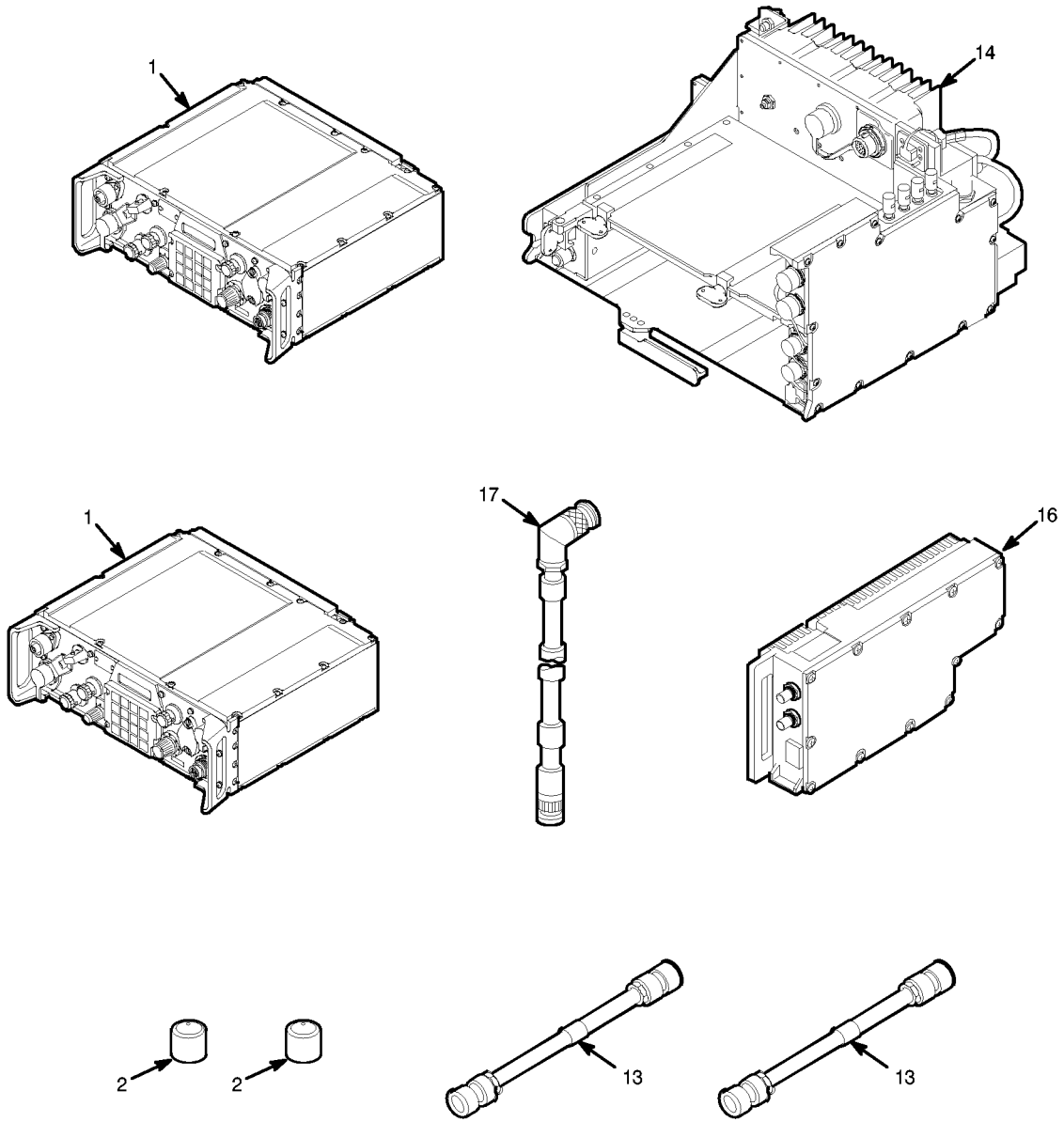
EL9WK008

Figure 1. SINCGARS Family of Radios (AN/VRC-88A) (Sheet 8 of 23)



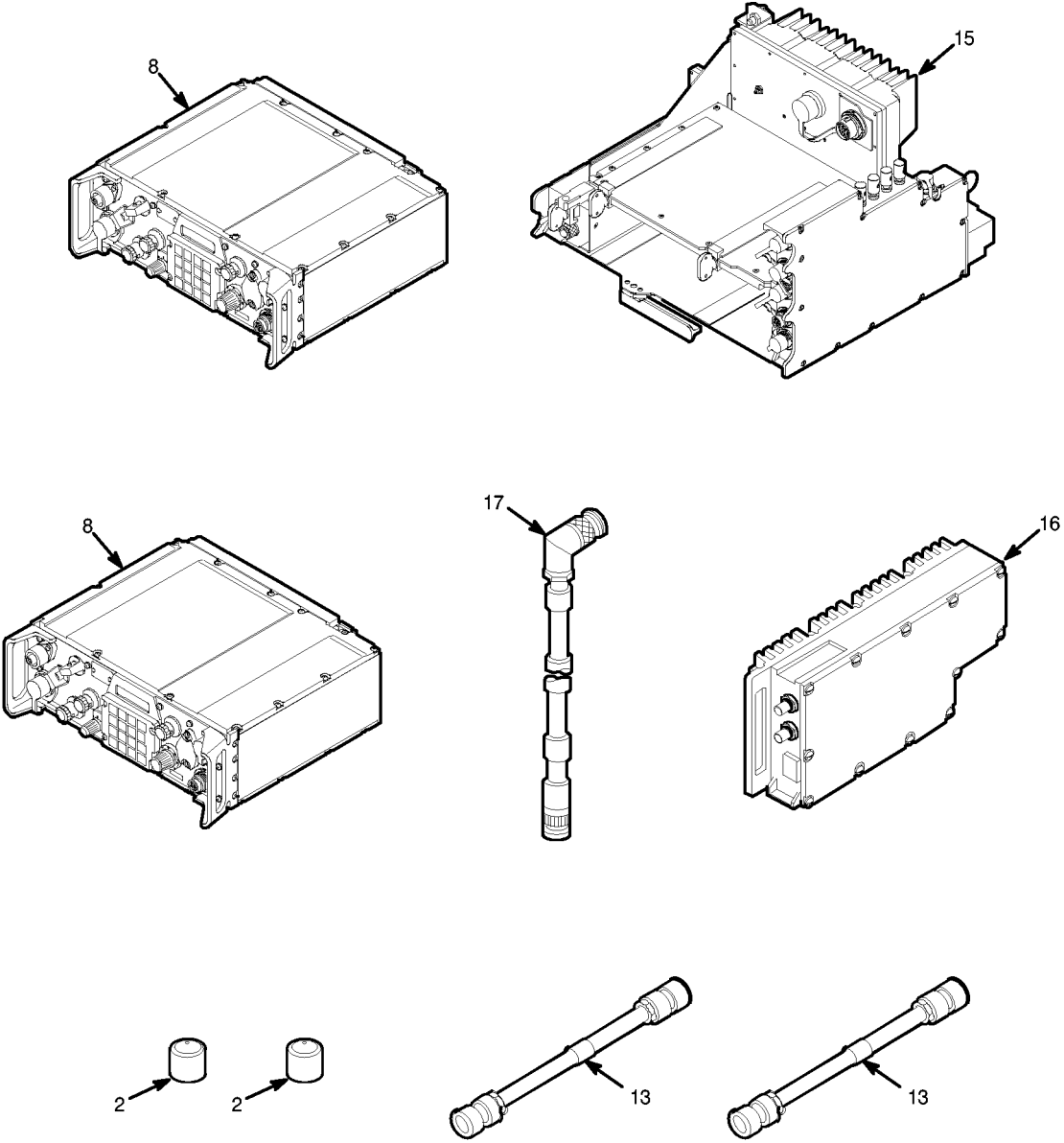
EL9WK009-c

Figure 1. SINCGARS Family of Radios (AN/VRC-88) (Sheet 9 of 23)



EL9WK010

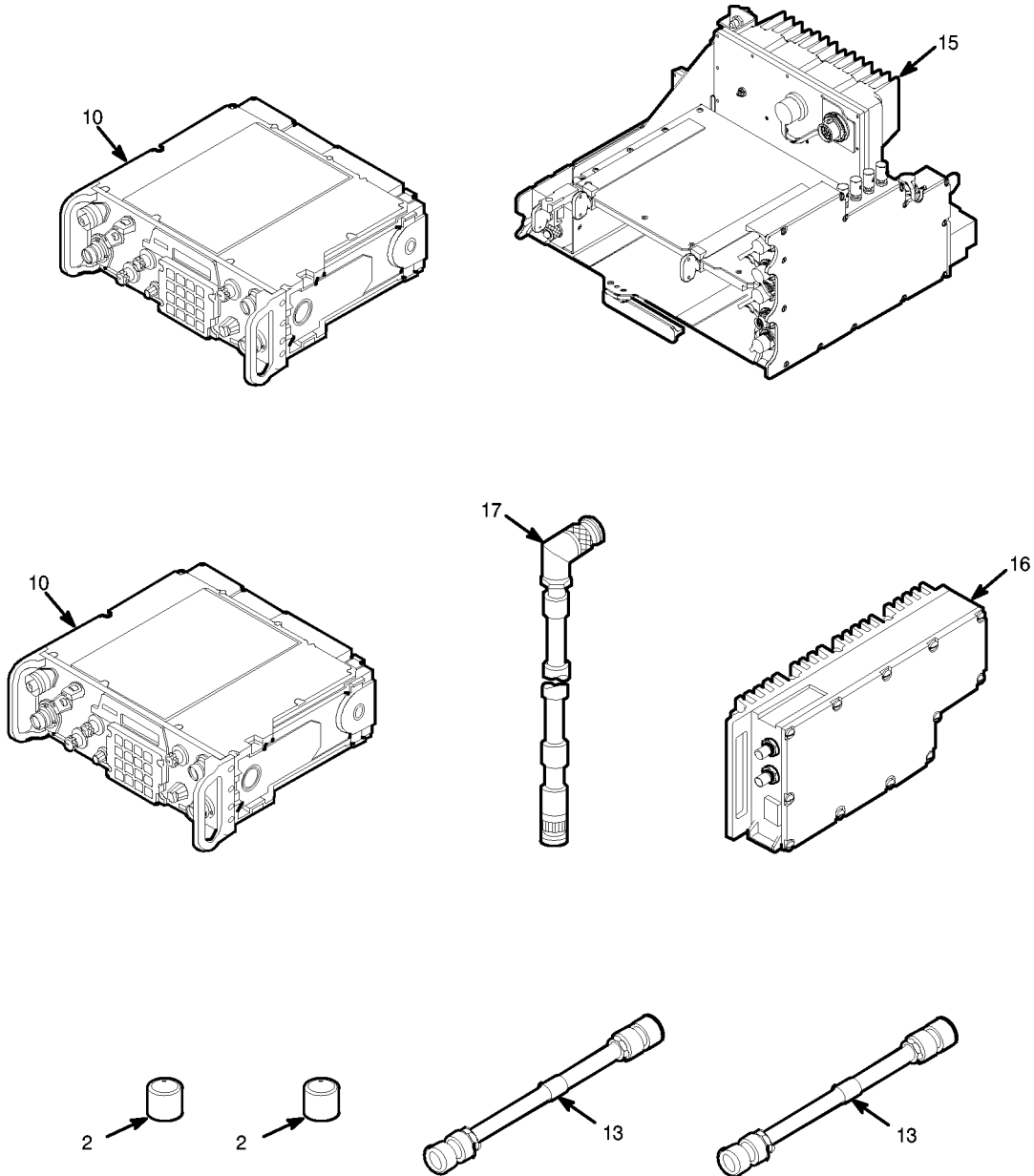
Figure 1. SINCGARS Family of Radios (AN/VRC-89D) (Sheet 10 of 23)



18 NOT USED

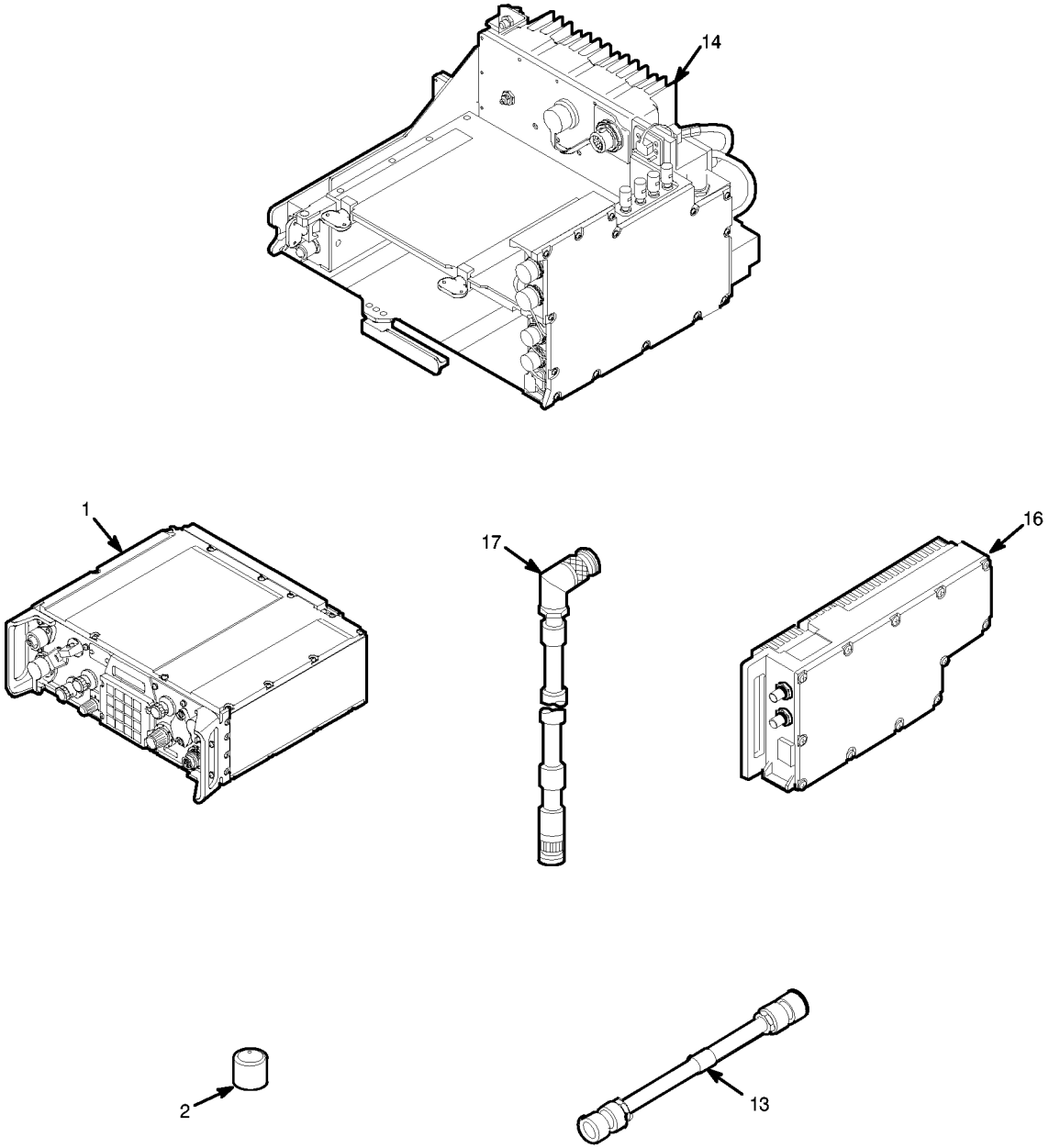
EL9WK011-c

Figure 1. SINCGARS Family of Radios (AN/VRC-89A) (Sheet 11 of 23)



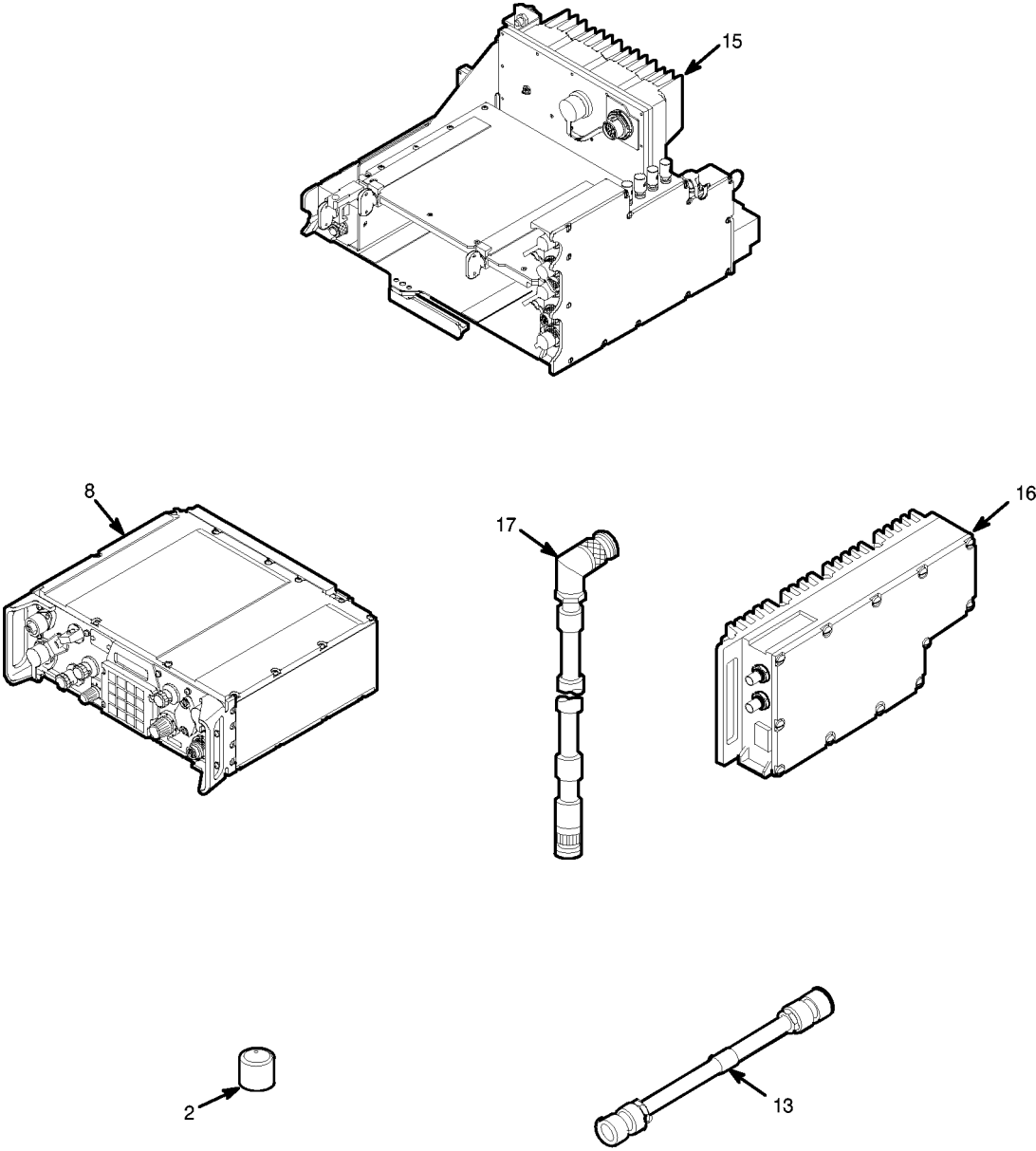
EL9WK012-c-c

Figure 1. SINCGARS Family of Radios (AN/VRC-89) (Sheet 12 of 23)



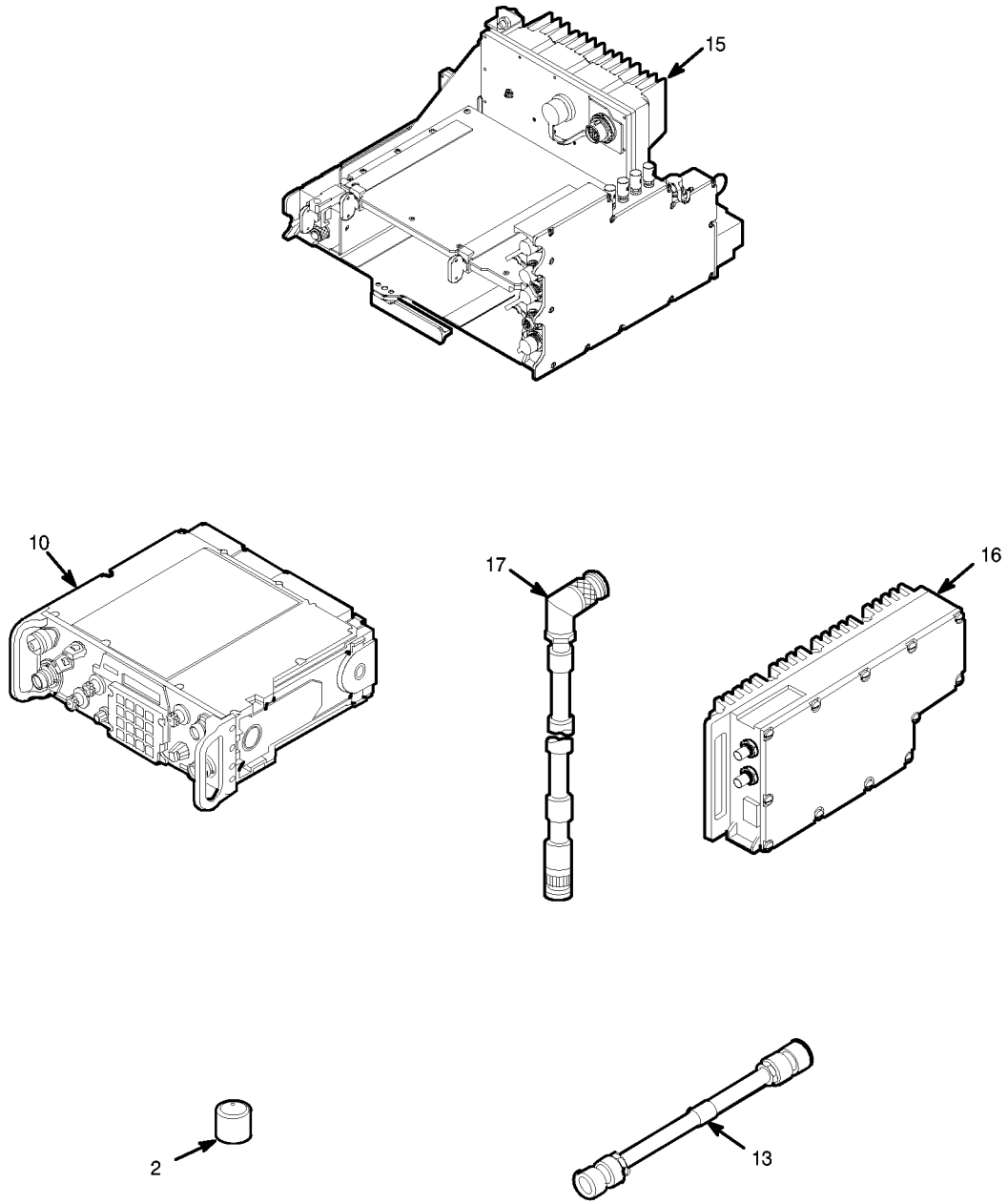
EL9WK013

Figure 1. SINCGARS Family of Radios (AN/VRC-90D) (Sheet 13 of 23)



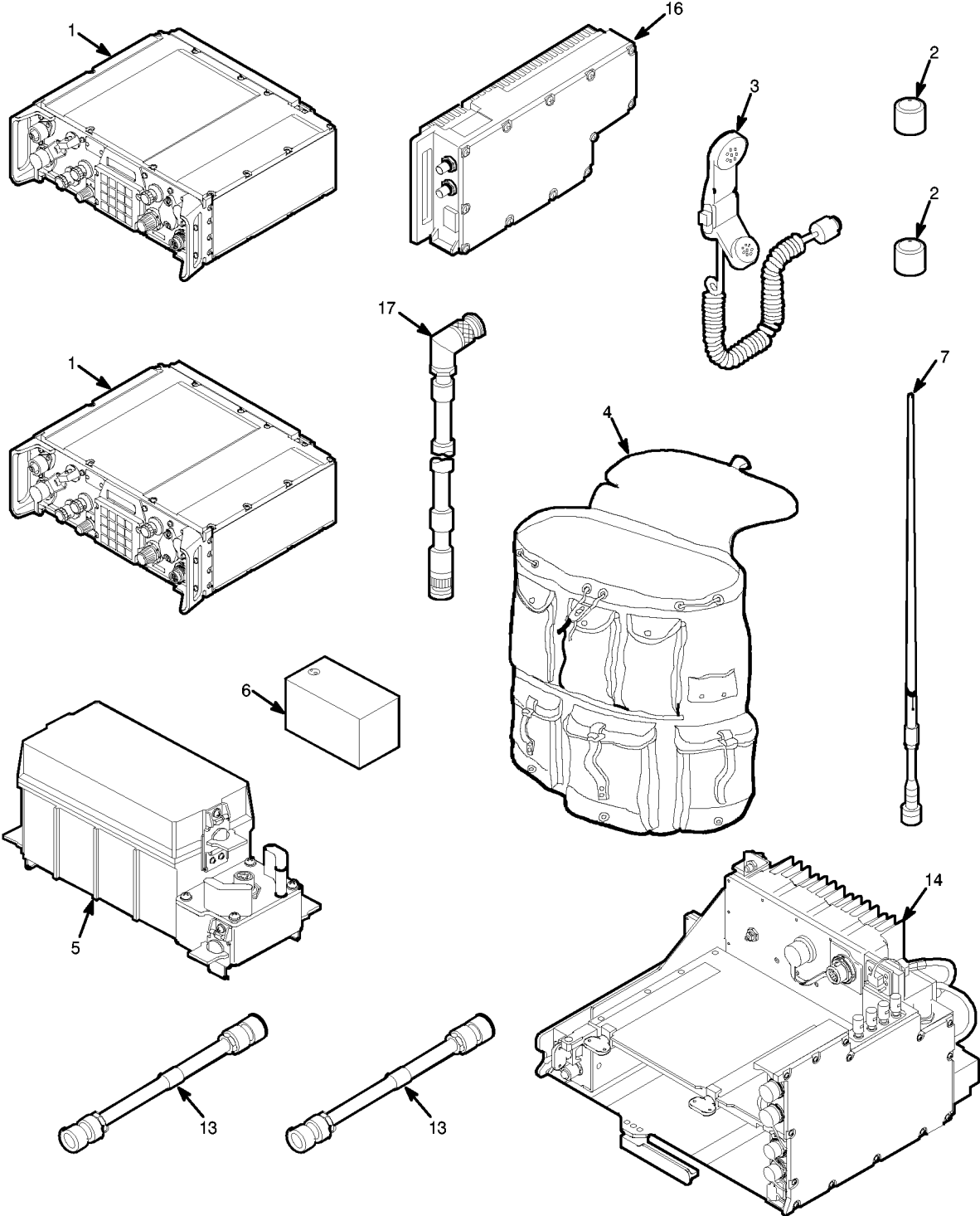
EL9WK014-c

Figure 1. SINCGARS Family of Radios (AN/VRC-90A) (Sheet 14 of 23)



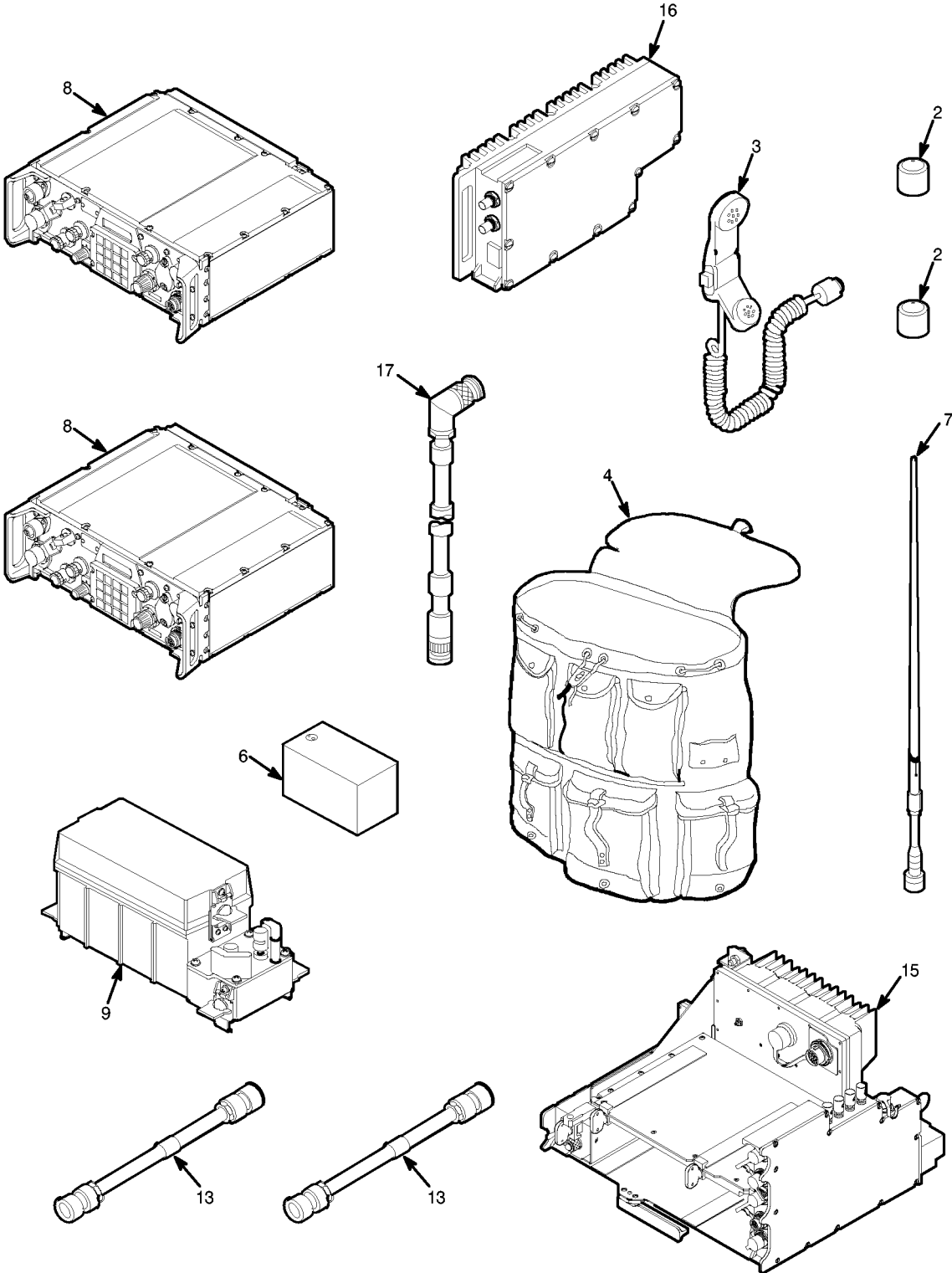
EL9WK015-c-c

Figure 1. SINCGARS Family of Radios (AN/VRC-90) (Sheet 15 of 23)



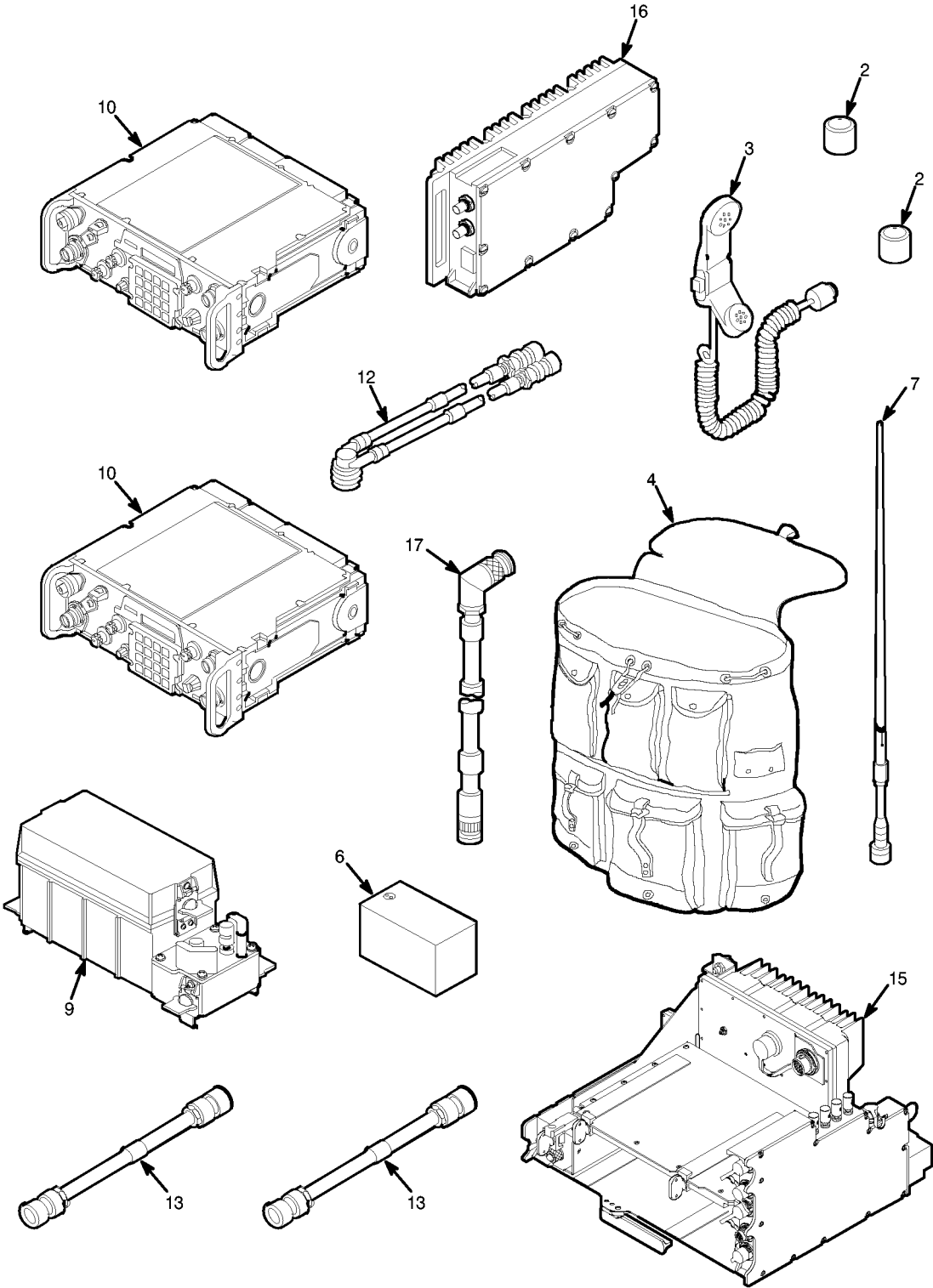
EL9WK016-c

Figure 1. SINCGARS Family of Radios (AN/VRC-91D) (Sheet 16 of 23)



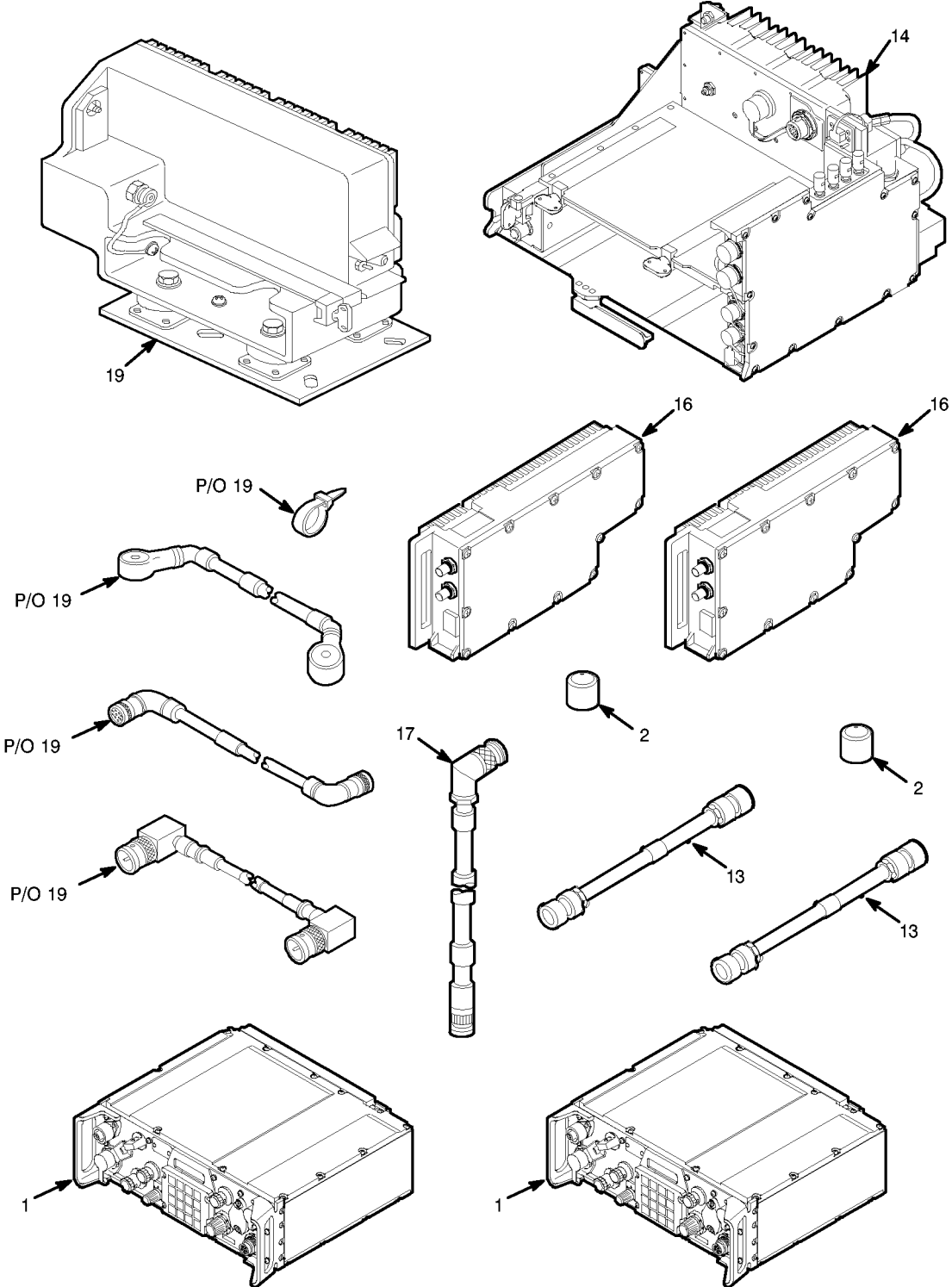
EL9WK017-c

Figure 1. SINCGARS Family of Radios (AN/VRC-91A) (Sheet 17 of 23)



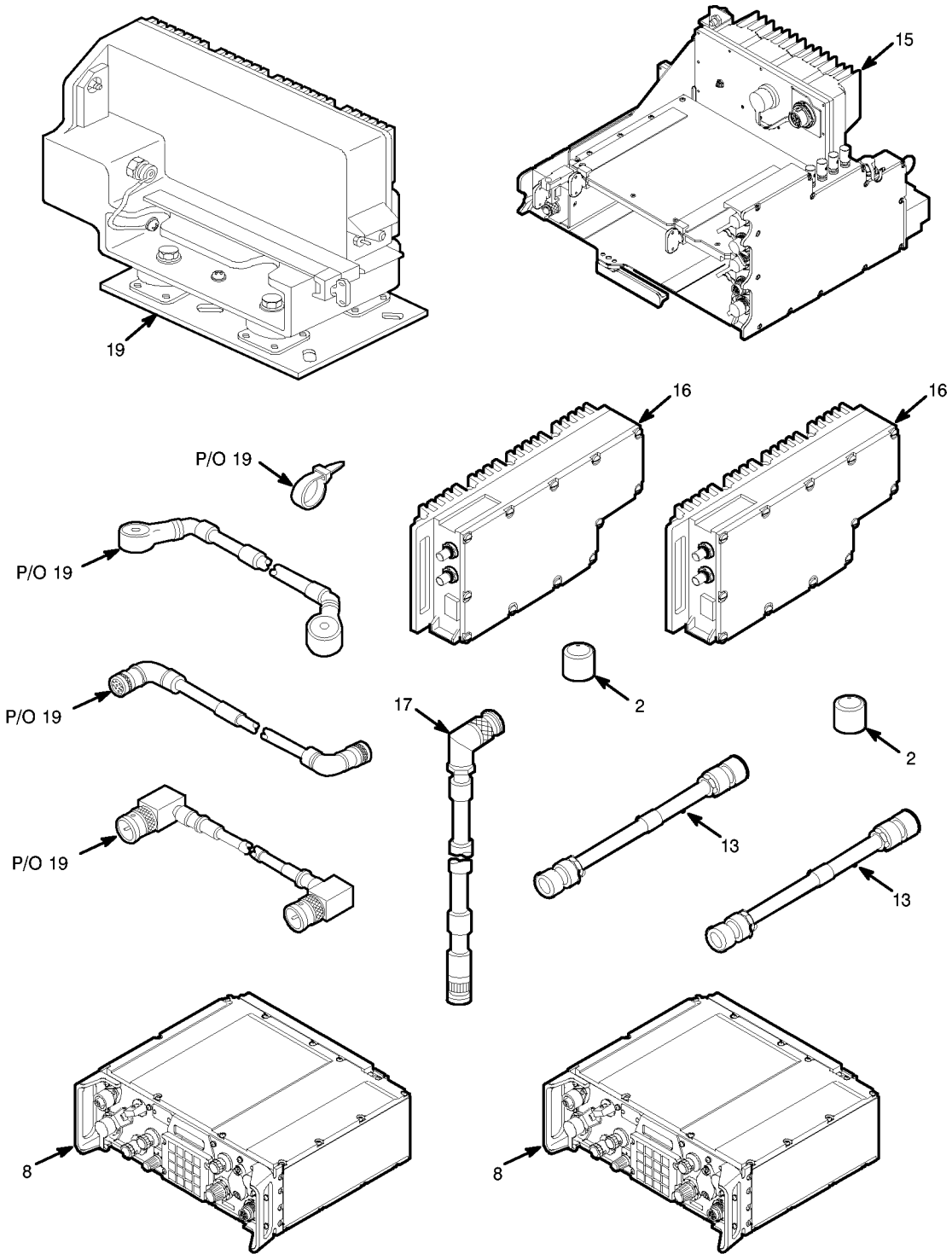
EL9WK018-c

Figure 1. SINCGARS Family of Radios (AN/VRC-91) (Sheet 18 of 23)



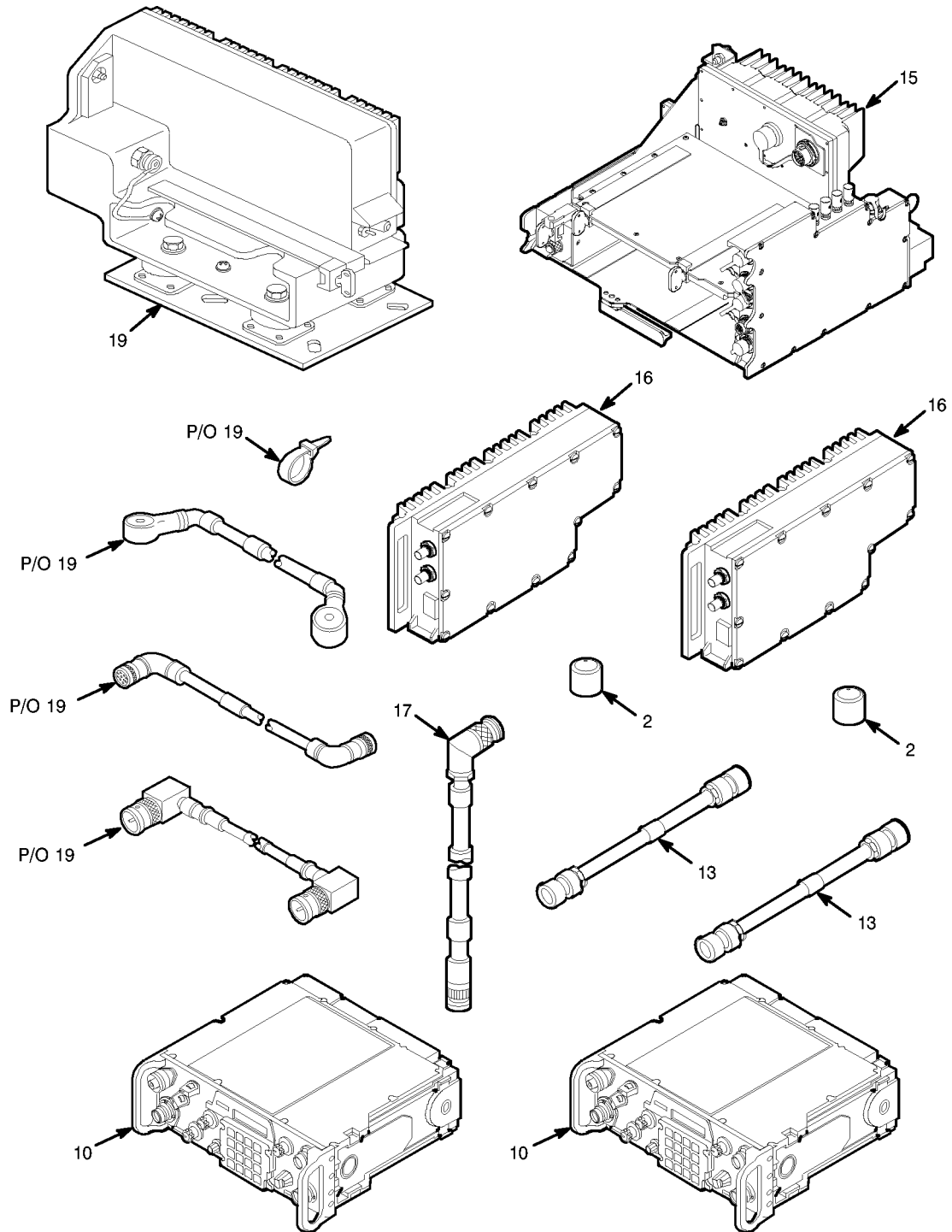
EL9WK019

Figure 1. SINGARS Family of Radios (AN/VRC-92D) (Sheet 19 of 23)



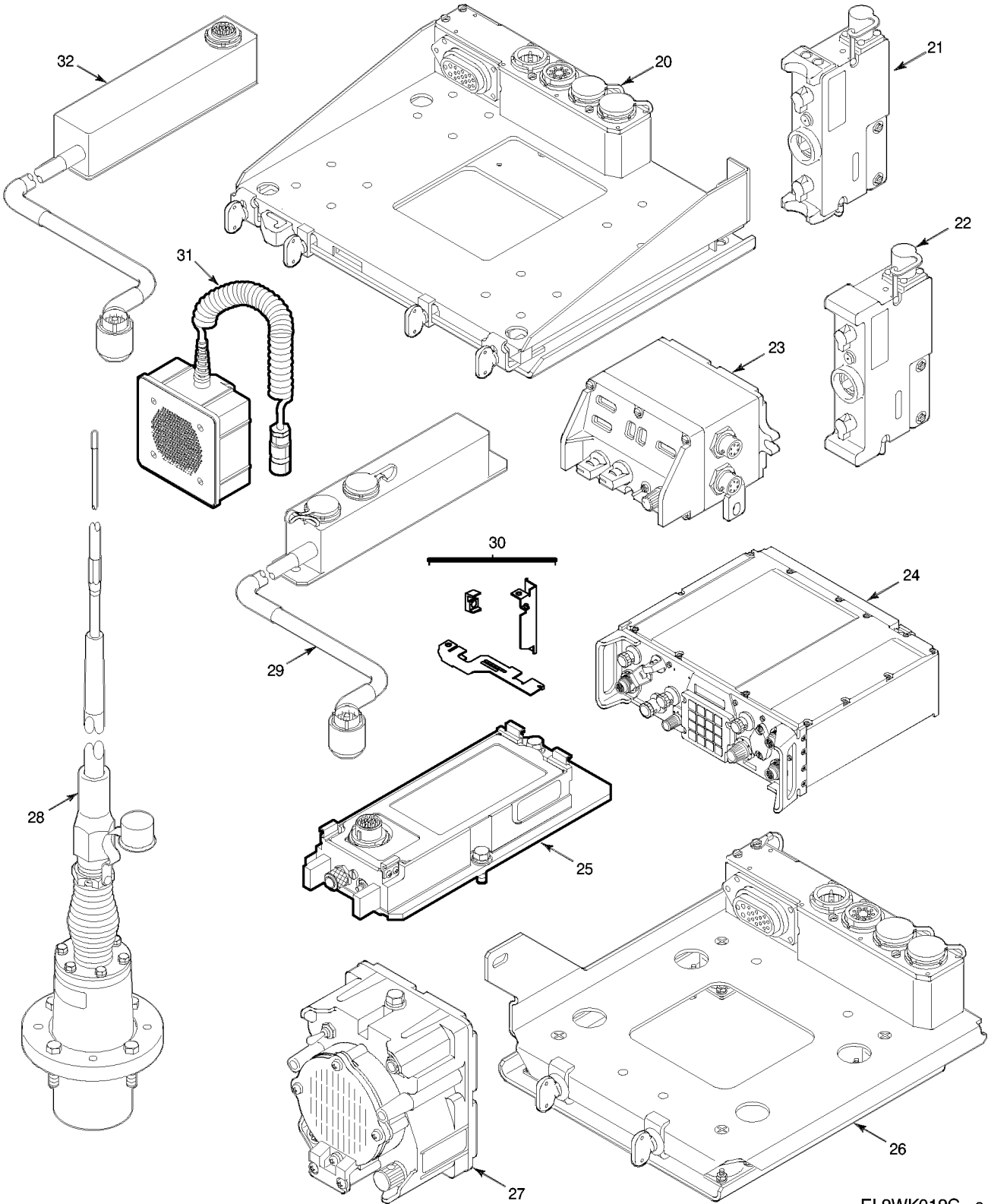
EL9WK019A-c

Figure 1. SINGARS Family of Radios (AN/VRC-92A) (Sheet 20 of 23)



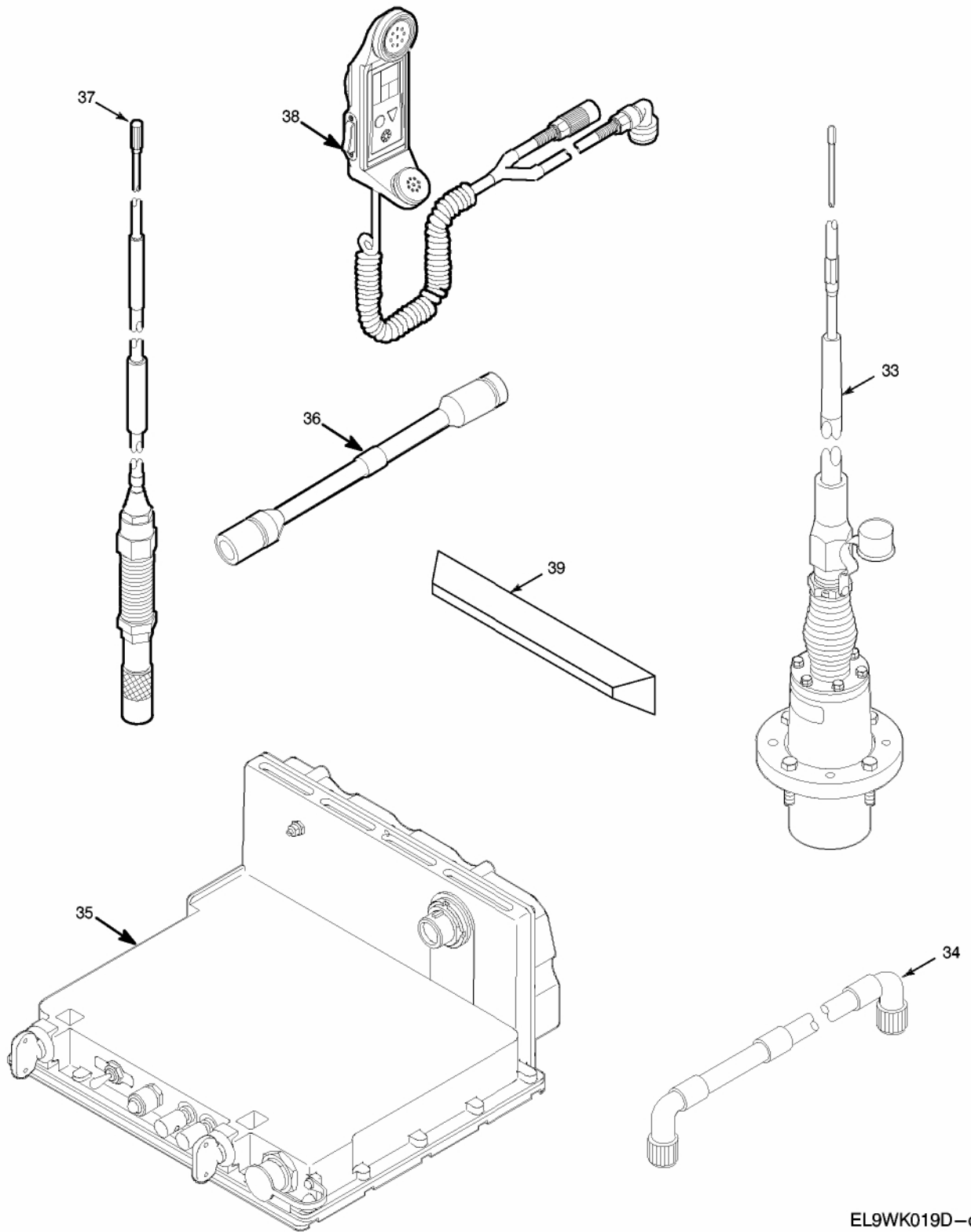
EL9WK019B-c-c

Figure 1. SINCGARS Family of Radios (AN/VRC-92) (Sheet 21 of 23)



EL9WK019C-c

Figure 1. SINCGARS Family of Radios (Ancillary Items) (Sheet 22 of 23)



EL9WK019D-c

Figure 1. SINCGARS Family of Radios (Ancillary Items) (Sheet 23 of 23)

TM 11-5820-890-20P-1

SECTION II			TM11-5820-890-20P-1			
(1)	(2)	(3)	(4)	(5)	(6)	(7)
ITEM	SMR			PART		
NO	CODE	NSN	CAGEC	NUMBER	DESCRIPTION AND USABLE ON CODES(UOC)	QTY

GROUP 00 SINGARS-V FAMILY OF RADIOS

FIGURE 1

(LRU'S WITH SAME ITEM NUMBERS ARE FUNCTIONALLY INTERCHANGEABLE, HOWEVER, THE PIECE PARTS ARE NOT)

1	PAOFD	5820014108981	80058	RT-1523D(C)/U	RECEIVER-TRANSMITTE.....	1
					CONTROLLED CRYPTOGRAPHIC ITEM (CCI)	
					(SEE FIGURES 205, 205A & 205B FOR BREAKDOWN)	
1	PAOFD	5820013636929	80058	RT-1523C(C)/U	RECEIVER-TRANSMITTE.....	1
					CONTROLLED CRYPTOGRAPHIC ITEM (CCI)	
					(SEE FIGURES 166Q & 166R FOR BREAKDOWN)	
					UOC:FDP	
2	PCOZZ	6135012146441	80058	BA-5372/U	BATTERY, NONRECHARGE.....	1
3	PAOZZ	5965000433463	80058	H-250A/U	HANDSET.....	1
4	PAOZZ	5820013223477	80063	A3142076-1	CARRYING CASE, RADIO.....	1
5	PAOFF	6160013042034	80058	CY-8523B/PRC	BATTERY BOX.....	1
					(SEE FIGURE 208 FOR BREAKDOWN)	
5	PAOFF	6160014248514	80058	CY-8523C/PRC	BATTERY BOX.....	1
					(SEE FIGURE 12A FOR BREAKDOWN)	
6	PROZA	6135010363495	80058	BA-5590/U	BATTERY, NONRECHARGE.....	1
6	PCOZA	6135014389450	80063	BA-5590B/U	BATTERY, NONRECHARGE.....	1
7	PAOOZ	5985012359189	80058	AS-3683/PRC	ANTENNA MANPACK.....	1
					(SEE FIGURE 2 FOR BREAKDOWN)	
8	PAOFD	5820013187990	80058	RT-1523A(C)/U	RECEIVER-TRANSMITTE.....	1
					CONTROLLED CRYPTOGRAPHIC ITEM (CCI)	
					(SEE FIGURES 203 & 204 FOR BREAKDOWN)	
8	PAODD	5820012348093	80058	RT-1523(C)/U	RECEIVER-TRANSMITTE.....	1
					CONTROLLED CRYPTOGRAPHIC ITEM (CCI)	
					(SEE FIGURES 51 & 52 FOR BREAKDOWN)	
					UOC:JKX	
8	PAOFD	5820013652725	80058	RT-1523B(C)/U	RECEIVER-TRANSMITTE.....	1
					CONTROLLED CRYPTOGRAPHIC ITEM (CCI)	
					(SEE FIGURES 166A & 166B FOR BREAKDOWN)	
					UOC:JKX	
9	PAOFF	6160012844200	80058	CY-8523A/PRC	BATTERY BOX.....	1
					(SEE FIGURE 12 FOR BREAKDOWN)	
10	PAOFD	5895011950827	80058	RT-1439/VRC	RECEIVER-TRANSMITTE.....	1
					CONTROLLED CRYPTOGRAPHIC ITEM (CCI)	
					(SEE FIGURES 57, 74 & 75 FOR BREAKDOWN)	
12	PAOFF	5995012955360	80063	A3014034-6	CABLE ASSEMBLY, SPEC CX-13293/VRC...	1
					(2FT, 1IN) (SEE FIGURE 3 FOR BREAKDOWN)	
					UOC:EWR	

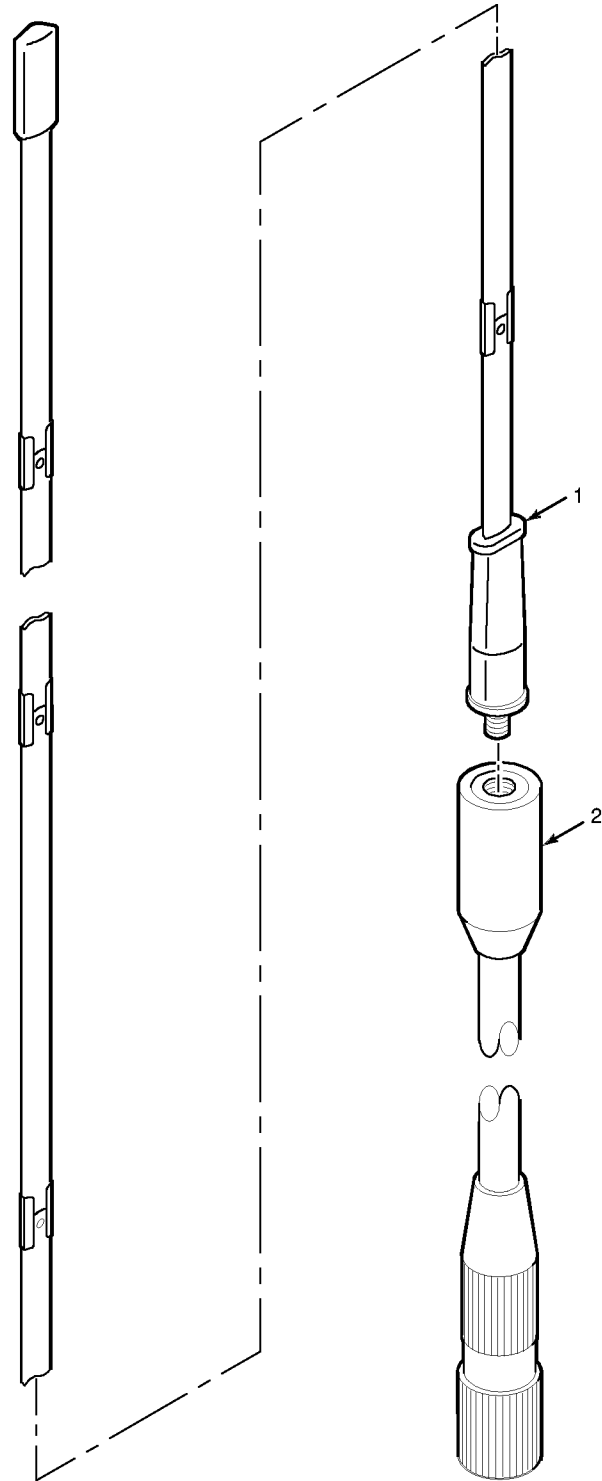
TM 11-5820-890-20P-1

SECTION II		TM11-5820-890-20P-1				
(1)	(2)	(3)	(4)	(5)	(6)	(7)
ITEM NO	SMR CODE	NSN	CAGEC	PART NUMBER	DESCRIPTION AND USABLE ON CODES(UOC)	QTY
13	PAOZZ	5995013100335	80063	A3013735-8	CABLE ASSEMBLY,SPEC RECEIVER-.....	1
14	PROFD	5895014228781	80058	AM-7239D/VRC	TRANSMITTER TO ONE WATT AUDIO AMPLIFIER,ADAPTER,V.....	1
14	PAOFD	5895014210093	80058	AM-7239C/VRC	(SEE FIGURES 214 & 215 FOR BREAKDOWN) AMPLIFIER-ADAPTER VEHICULAR (SEE...	1
15	PROFD	5895013048389	80058	AM-7239A/VRC	FIGURES 166T, 166U & 166W FOR BREAKDOWN) UOC:JKX	1
15	PROFH	5895011888819	80058	AM-7239/VRC	AMPLIFIER,ADAPTER VEHICULAR.....	1
15	PROFD	5895013343164	80058	AM-7239B/VRC	(SEE FIGURES 211 & 212 FOR BREAKDOWN) AMPLIFIER,ADAPTER,V VEHICULAR.....	1
15	PROFH	5895011954844	80058	AM-7238/VRC	(SEE FIGURES 86, 87, 88 & 90 FOR BREAKDOWN)	1
16	PAOFD	5895014072627	80063	A3210919-1	AMPLIFIER,ADAPTER,V VEHICULAR.....	1
16	PAOFF	5895014072627	80058	AM-7238B/VRC	AMPLIFIER,ADAPTER,V VEHICULAR.....	1
17	PAOZZ	5995013042026	80063	A3013824-3	(SEE FIGURES 86, 87, 88 & 90 FOR BREAKDOWN)	1
19	PDODD	5895012169552	80058	MK-2312/VRC	AMPLIFIER,RADIO FRE.....	1
20	PAOFF	5975013042050	80058	MT-6352A/VRC	AMPLIFIER-FREQUENCY.....	1
20	PAOOF	5975011888873	80058	MT-6352/VRC	AMPLIFIER-FREQUENCY.....	1
21	PAODD	5895011888816	80058	MX-10579/VRC	UOC:JKX	1
22	PAODD	5998012703935	80058	MX-18290/VRC	CABLE ASSEMBLY,RADI.....	1
23	PAOFF	5895013091309	80058	C-11291A/VRC	AUXILIARY KIT,ELECT (SEE FIGURES... 112,113,116 & 118 FOR BREAKDOWN)	1
23	PAOFD	5895011519914	80058	C-11291/VRC	MOUNTING BASE,ELECT.....	1
24	PAOFD	5895012772680	80058	C-11561(C)/U	(SEE FIGURE 206 FOR BREAKDOWN) MOUNTING BASE,ELECT.....	1
25	PAOFF	6160013397723	80058	CY-8664/VRC	(SEE FIGURES 109 & 110 FOR BREAKDOWN) FILL DEVICE,ELECTRO.....	1
26	PAOOF	5975012852352	80058	MT-6576/VRC	(SEE FIGURE 17 FOR BREAKDOWN) UOC:FDP	1
27	PAOFF	5965012221420	80058	LS-671/VRC	FILL DEVICE,ELECTRO.....	1
28	PAOOF	5985013088988	80058	AS-3900A/VRC	(SEE FIGURE 16 FOR BREAKDOWN) CONTROL-MONITOR.....	1
29	PAOZZ	5995013482264	80058	CX-13417/VRC(2FT ,7IN)	(SEE FIGURE 207 FOR BREAKDOWN) CONTROL-MONITOR.....	1
30	PAOZZ	5340014567985	80063	A3256669-3	(SEE FIGURES 4 & 8 FOR BREAKDOWN) CONTROL,RECEIVER-TR.....	1
					(SEE FIGURES 84 & 85 FOR BREAKDOWN) CONTROLLED CRYPTOGRAPHIC ITEM (CCI)	1
					TRAY,BATTERY.....	1
					(SEE FIGURES 13 & 14 FOR BREAKDOWN) MOUNTING BASE,ELECT.....	1
					(SEE FIGURE 111 FOR BREAKDOWN) LOUDSPEAKER,PERMANE.....	1
					(SEE FIGURE 119 FOR BREAKDOWN) ANTENNA.....	1
					(SEE FIGURES 107 & 108 FOR BREAKDOWN) CABLE ASSEMBLY,SPEC PURPOSE,.....	1
					ELECTRICAL	1
					BRACKET,MOUNTING (LOCKING BAR).....	1

TM 11-5820-890-20P-1

SECTION II		TM11-5820-890-20P-1				
(1)	(2)	(3)	(4)	(5)	(6)	(7)
ITEM NO	SMR CODE	NSN	CAGEC	PART NUMBER	DESCRIPTION AND USABLE ON CODES(UOC)	QTY
31	PAOZZ	5965012951125	80058	LS-685/U	LOUDSPEAKER,CRYSTAL.....	1
32	PAOZZ	5995013034951	80058	CX-13313/VRC(2FT ,7IN)	CABLE ASSEMBLY,SPEC PURPOSE,..... ELECTRICAL (GO NO GO)	1
33	PAOOF	5985013534943	80058	AS-3916/VRC	ANTENNA ,VEHICULAR (SLPA)..... (SEE FIGURE 108A FOR BREAKDOWN)	1
34	PAOZZ	5995012240016	80058	CX-13298/VRC(1FT ,0IN)	CABLE ASSEMBLY,SPEC ELECTRICAL..... (RETRANSMIT)	1
35	PAOFD	6130012844195	80058	MX-10862/VRC	PWR SUPPLY ADAPTER..... (SEE FIGURE 19 FOR BREAKDOWN)	1
36	PAOZZ	5995013232729	80063	A3142069-1	CABLE ASSEMBLY,POWER PURPOSE,..... ELECTRICAL CX-13314/VRC (9 IN) UOC:FDP	1
37	PROOO	5985013401043	80058	AS-4266/PRC	ANTENNA -LONG MANPACK.....	1
37	PAOOO	5985014257305	80058	AS-4266A/PRC	ANTENNA -LONG MANPACK..... (SEE FIGURE 104A FOR BREAKDOWN)	1
38	PAOFF	5895014328370	80058	C-12493/U	REMOTE CONTROL RADI HANDHELD..... (SEE FIGURE 2A FOR BREAKDOWN) UOC:LAH	1
39	PAOZZ	5975014541308	80063	A3251000	RAIL,GUIDE..... UOC:EW3	1

END OF FIGURE



EL9WK020

Figure 2. Manpack Antenna AS-3683/PRC

TM 11-5820-890-20P-1

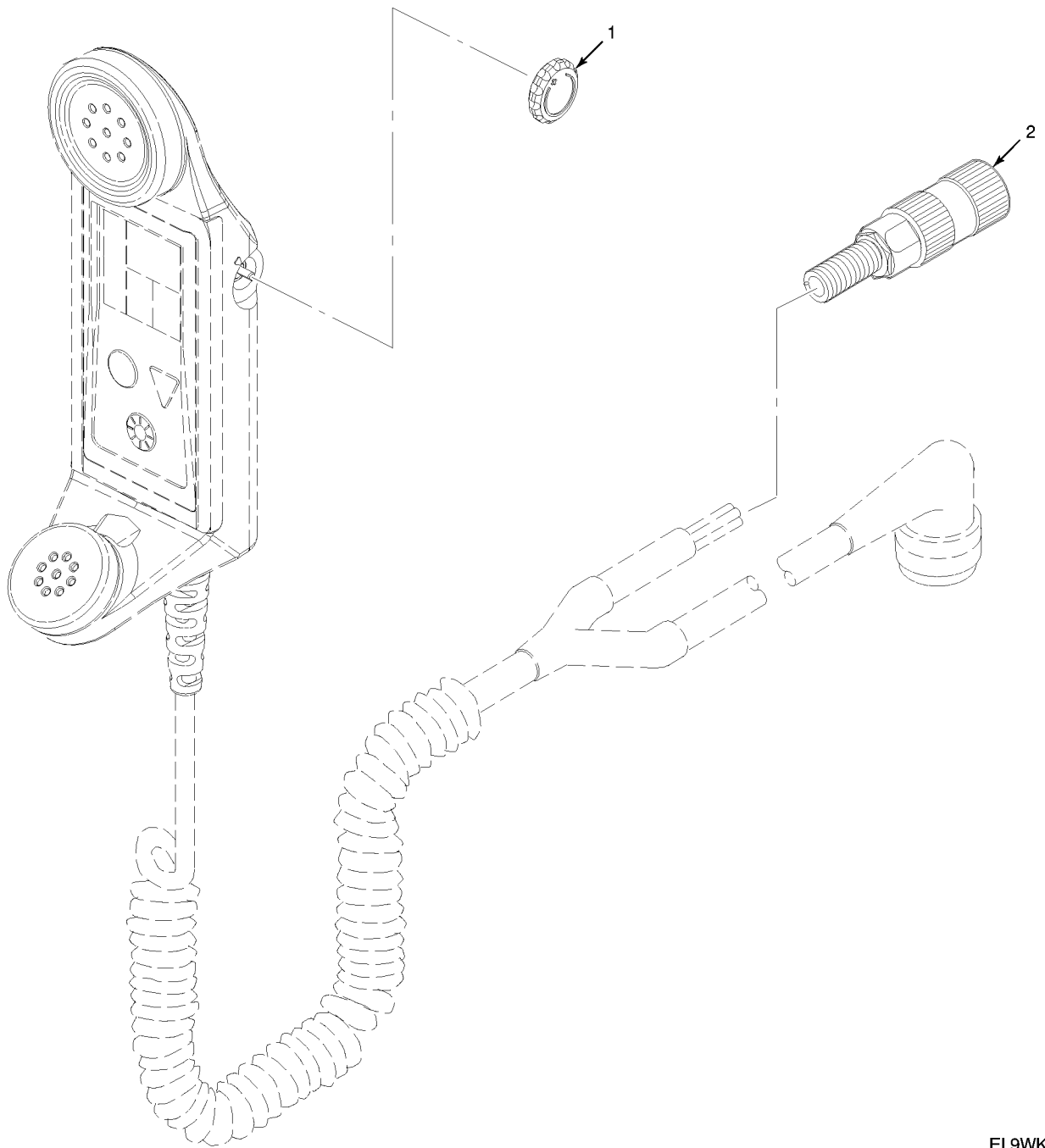
SECTION II			TM11-5820-890-20P-1			
(1)	(2)	(3)	(4)	(5)	(6)	(7)
ITEM	SMR			PART		
NO	CODE	NSN	CAGEC	NUMBER	DESCRIPTION AND USABLE ON CODES(UOC)	QTY

GROUP 0102 MANPACK ANTENNA
AS-3683/PRC

FIGURE 2

1	PAOZZ	5985013232674	80063	A3140102-1	ANTENNA ELEMENT-MANPACK.....	1
2	PAOZZ	5985012040074	80063	A3140084-2	BASE,ANTENNA SUPPOR.....	1

END OF FIGURE

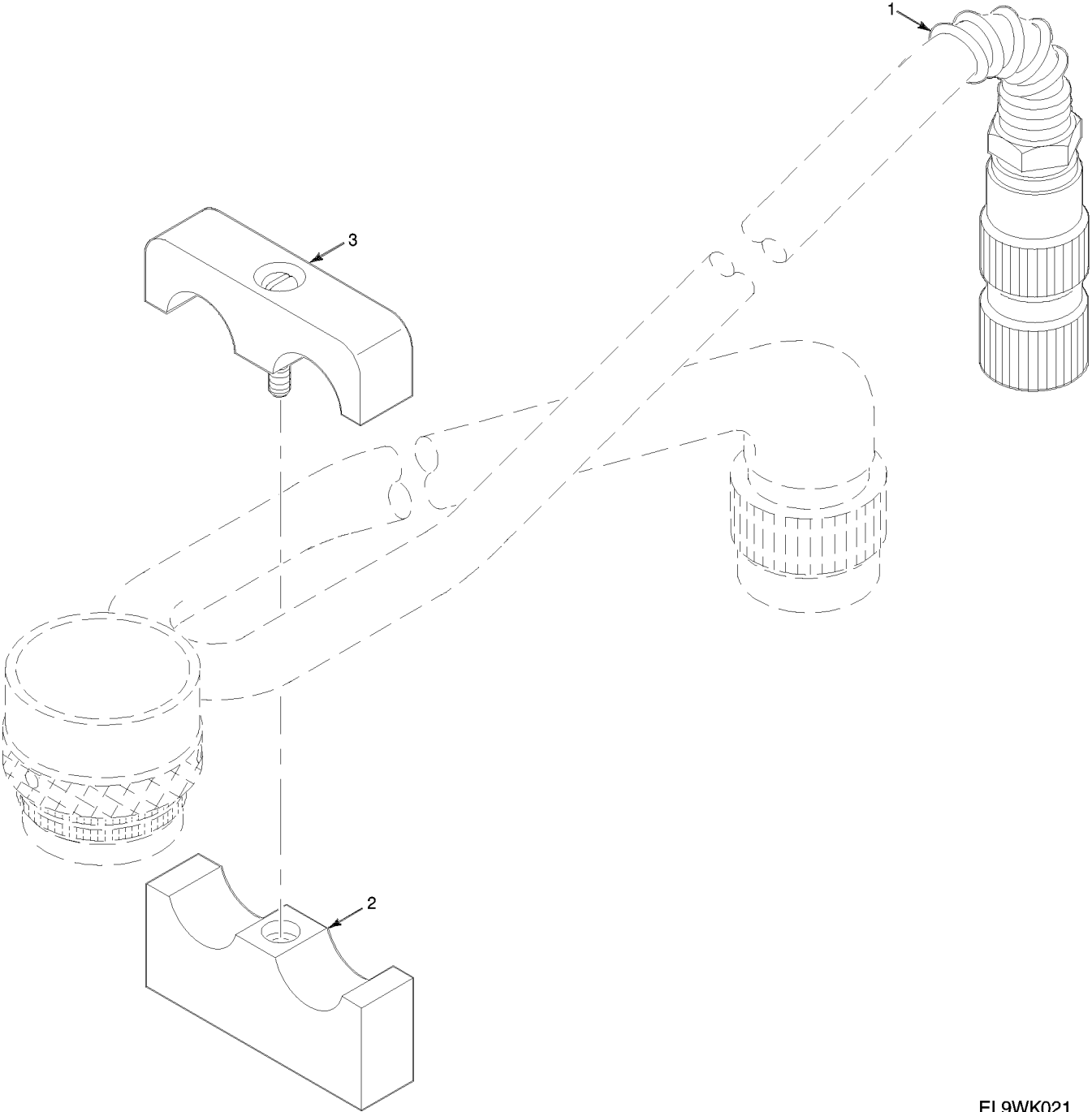


EL9WK020A

Figure 2A. Handheld Remote Control Radio Device C-12493/U

TM 11-5820-890-20P-1

SECTION II			TM11-5820-890-20P-1		(6)	(7)
(1)	(2)	(3)	(4)	(5)		
ITEM	SMR		CAGEC	PART	DESCRIPTION AND USABLE ON CODES(UOC)	QTY
NO	CODE	NSN		NUMBER		
					GROUP 0105 HANDHELD REMOTE CONTROL RADIO DEVICE C-12493/U	
					FIGURE 2A	
1	PAOZZ		80063	A3262627-1	KNOB..... UOC:LAH	1
					END OF FIGURE	



EL9WK021

Figure 3. Electrical Special Purpose Cable Assembly CX-13293/VRC

TM 11-5820-890-20P-1

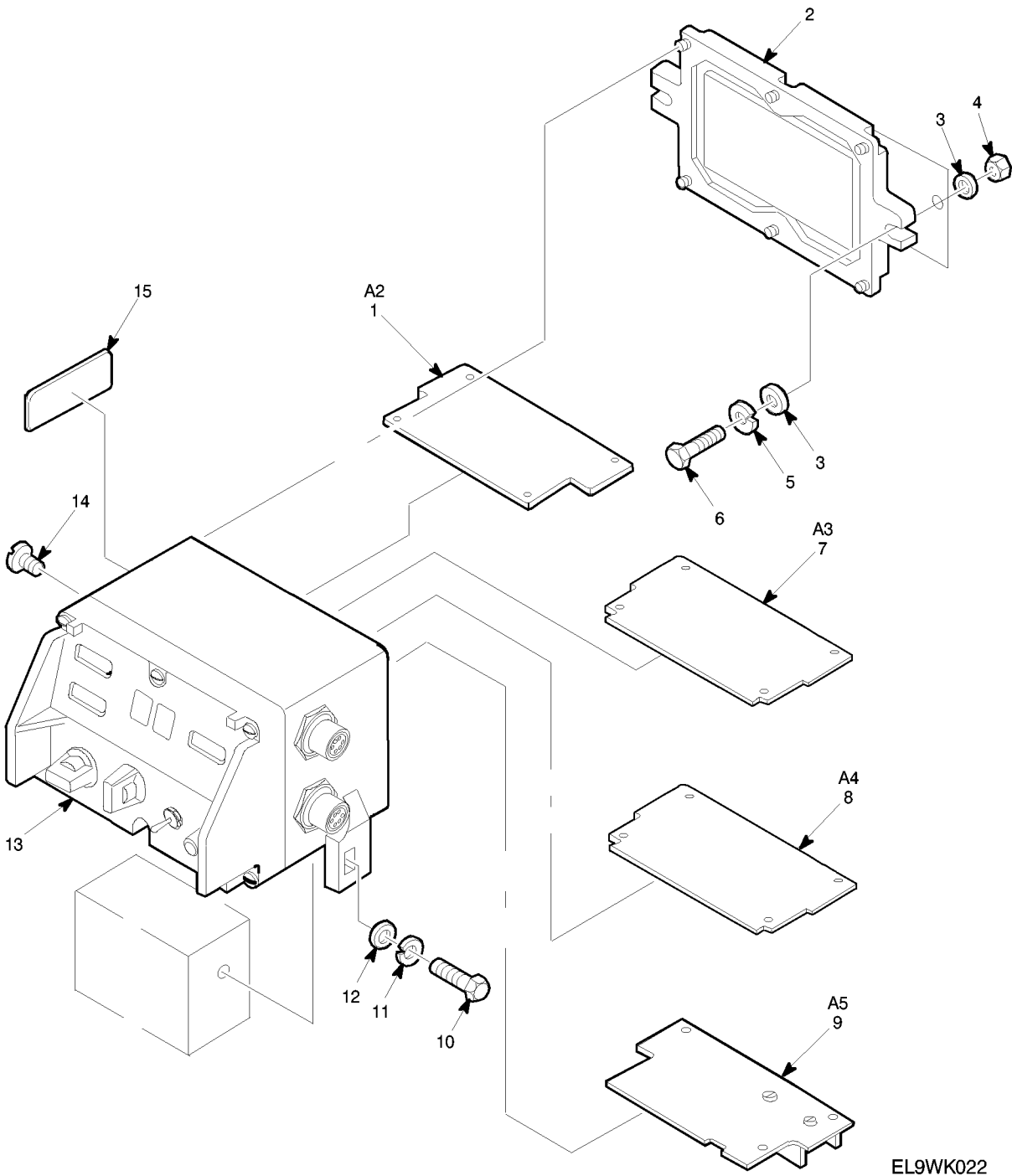
SECTION II			TM11-5820-890-20P-1		(6)	(7)
(1)	(2)	(3)	(4)	(5)		
ITEM	SMR			PART		
NO	CODE	NSN	CAGEC	NUMBER	DESCRIPTION AND USABLE ON CODES(UOC)	QTY

GROUP 0204 ELECTRICAL SPECIAL
PURPOSE CABLE ASSEMBLY

FIGURE 3

2	PAOZZ	5935013631137	80063	A3140082-1	RETAINER, ELECTRICAL.....	1
					UOC:EWR	
3	PAOZZ	5935013656970	80063	A3140083-1	RETAINER, ELECTRICAL.....	1
					UOC:EWR	

END OF FIGURE



EL9WK022

Figure 4. Control-Monitor C-11291/VRC

TM 11-5820-890-20P-1

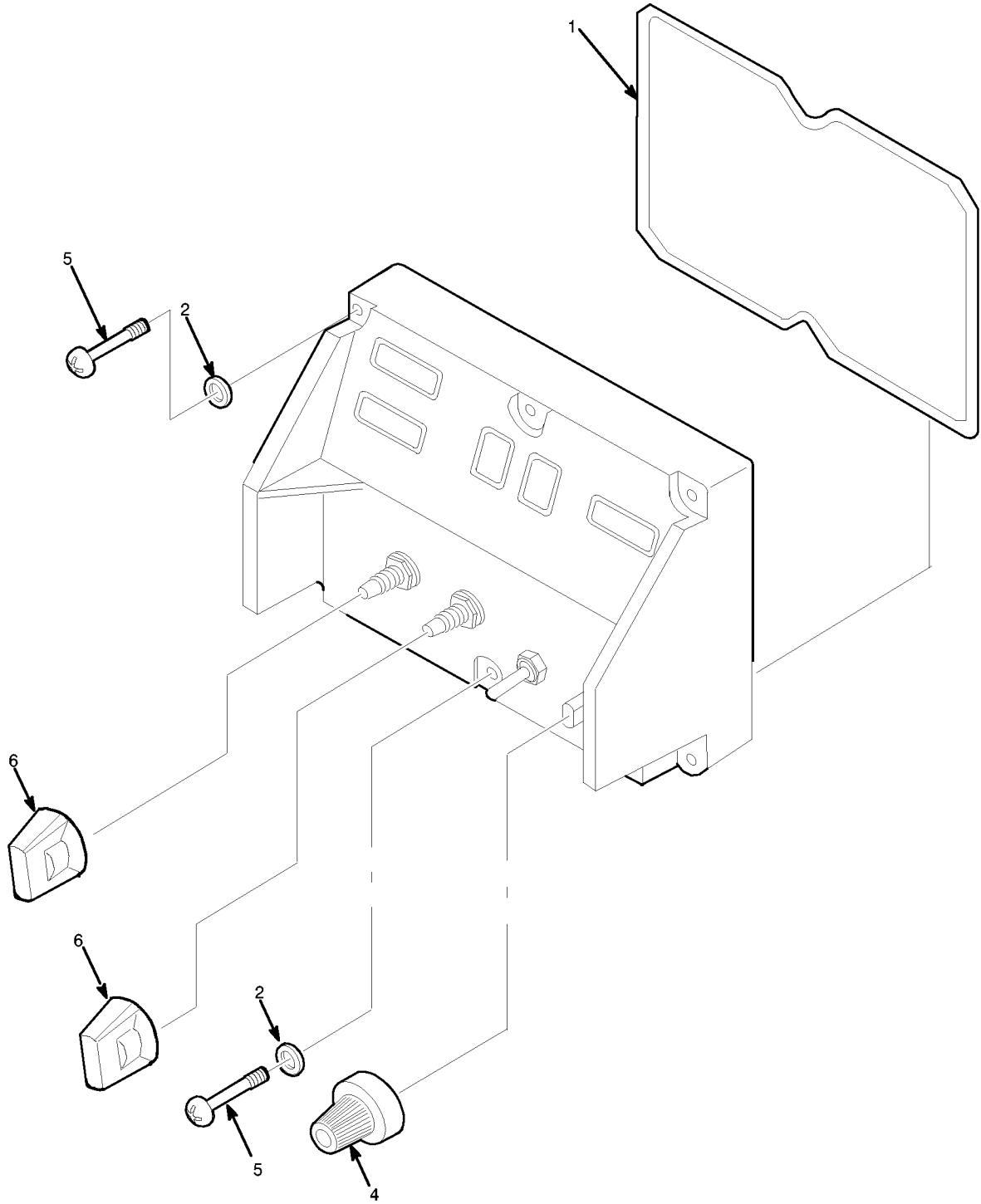
SECTION II			TM11-5820-890-20P-1			
(1)	(2)	(3)	(4)	(5)	(6)	(7)
ITEM	SMR			PART		
NO	CODE	NSN	CAGEC	NUMBER	DESCRIPTION AND USABLE ON CODES(UOC)	QTY

GROUP 19 CONTROL MONITOR C-11291/VRC

FIGURE 4

3	XBOZZ	5310000814219	96906	MS15795-812	WASHER, FLAT.....	4
4	XBOZZ	5310009392655	96906	MS51972-2	NUT, PLAIN, HEXAGON.....	2
5	XBOZZ	5310009746623	96906	MS35338-140	WASHER, LOCK.....	2
6	PAOZZ	5306000213912	80205	MS35308-334	BOLT, MACHINE.....	2
10	PAOZZ	5305006853511	80205	MS35308-306	SCREW, CAP, HEXAGON H.....	2
11	PAOZZ	5310009338121	80205	NAS1640-416	WASHER, LOCK.....	2
12	PAOZZ	5310010716411	80063	SM-B-916814-2	WASHER, FLAT.....	2
14	PAOZZ	5305012000197	97539	SM4X6MM	SCREW, SEAL.....	1

END OF FIGURE



ITEM 3 NOT USED

EL9WK027A-c

Figure 8. Control-Monitor Panel

TM 11-5820-890-20P-1

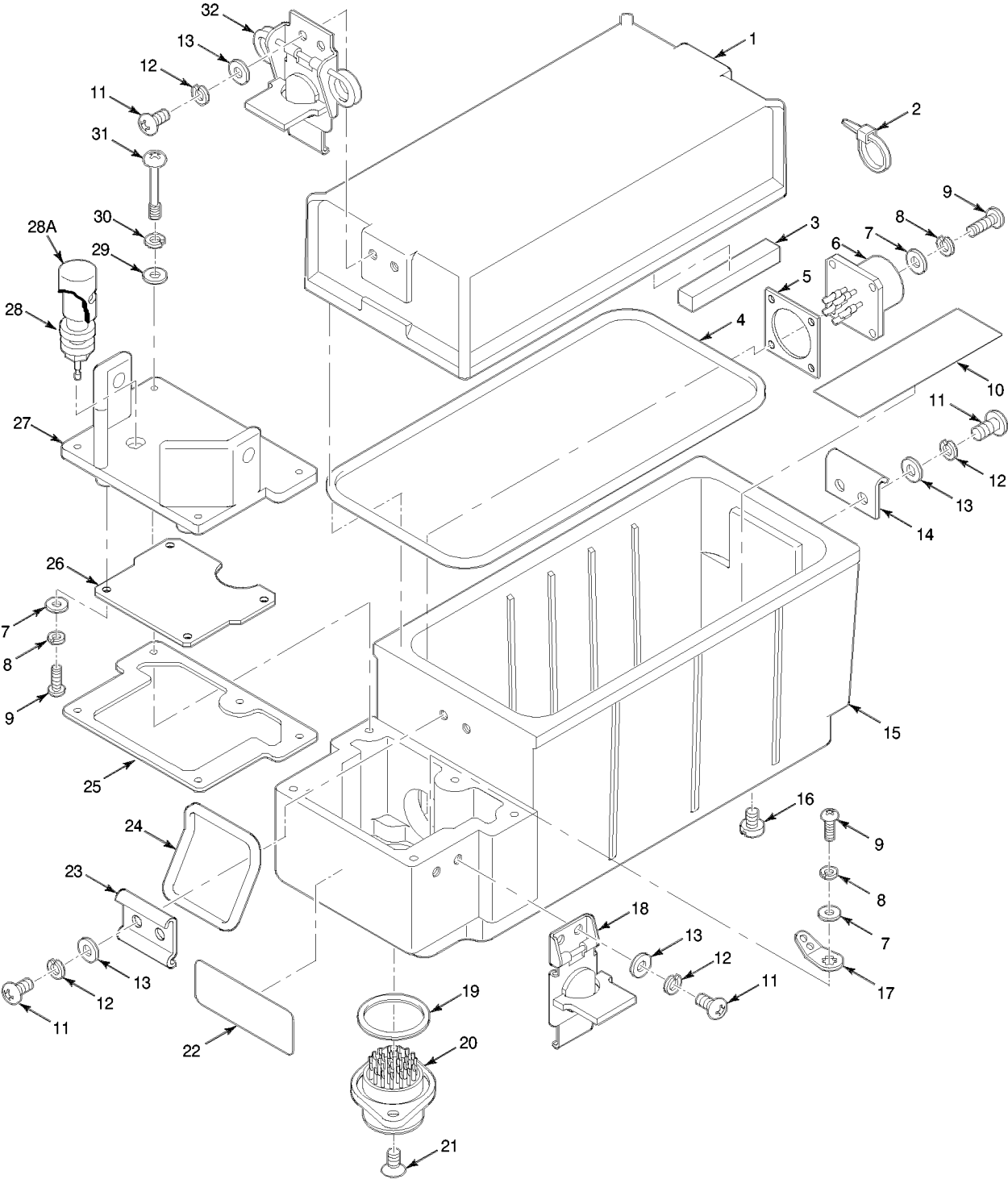
SECTION II			TM11-5820-890-20P-1			
(1)	(2)	(3)	(4)	(5)	(6)	(7)
ITEM	SMR			PART		
NO	CODE	NSN	CAGEC	NUMBER	DESCRIPTION AND USABLE ON CODES(UOC)	QTY

GROUP 190102 CONTROL MONITOR PANEL

FIGURE 8

4	PAOZZ	5355013157946	80063	A3148142-1	KNOB.....	1
6	PAOZZ	5355013543219	80063	A3148141-1	KNOB.....	2

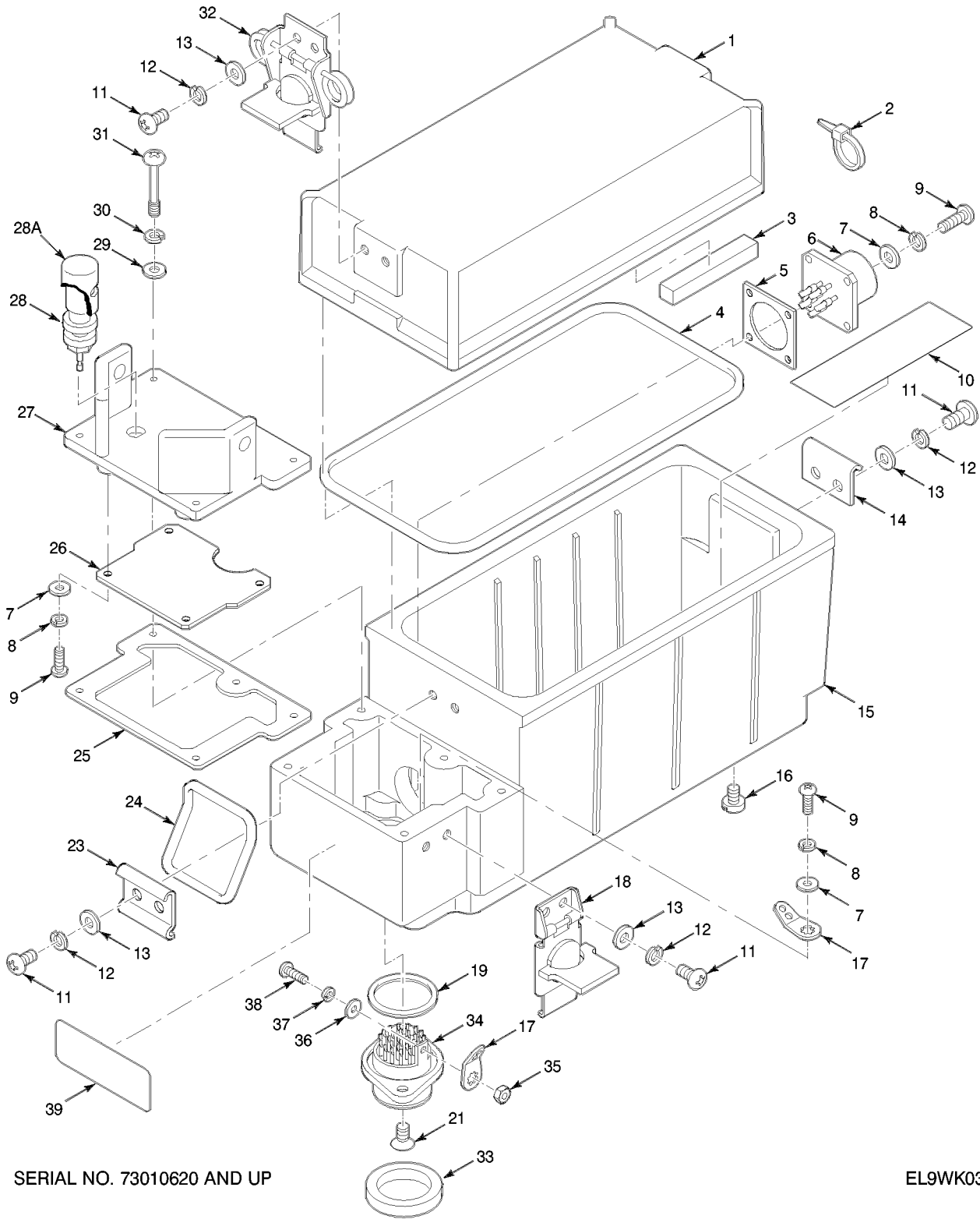
END OF FIGURE



SERIAL NO. 73001001 THRU 73010619

EL9WK036

Figure 12. Battery Box CY-8523A/PRC (Sheet 1 of 2)



SERIAL NO. 73010620 AND UP

EL9WK037

Figure 12. Battery Box CY-8523A/PRC (Sheet 2 of 2)

TM 11-5820-890-20P-1

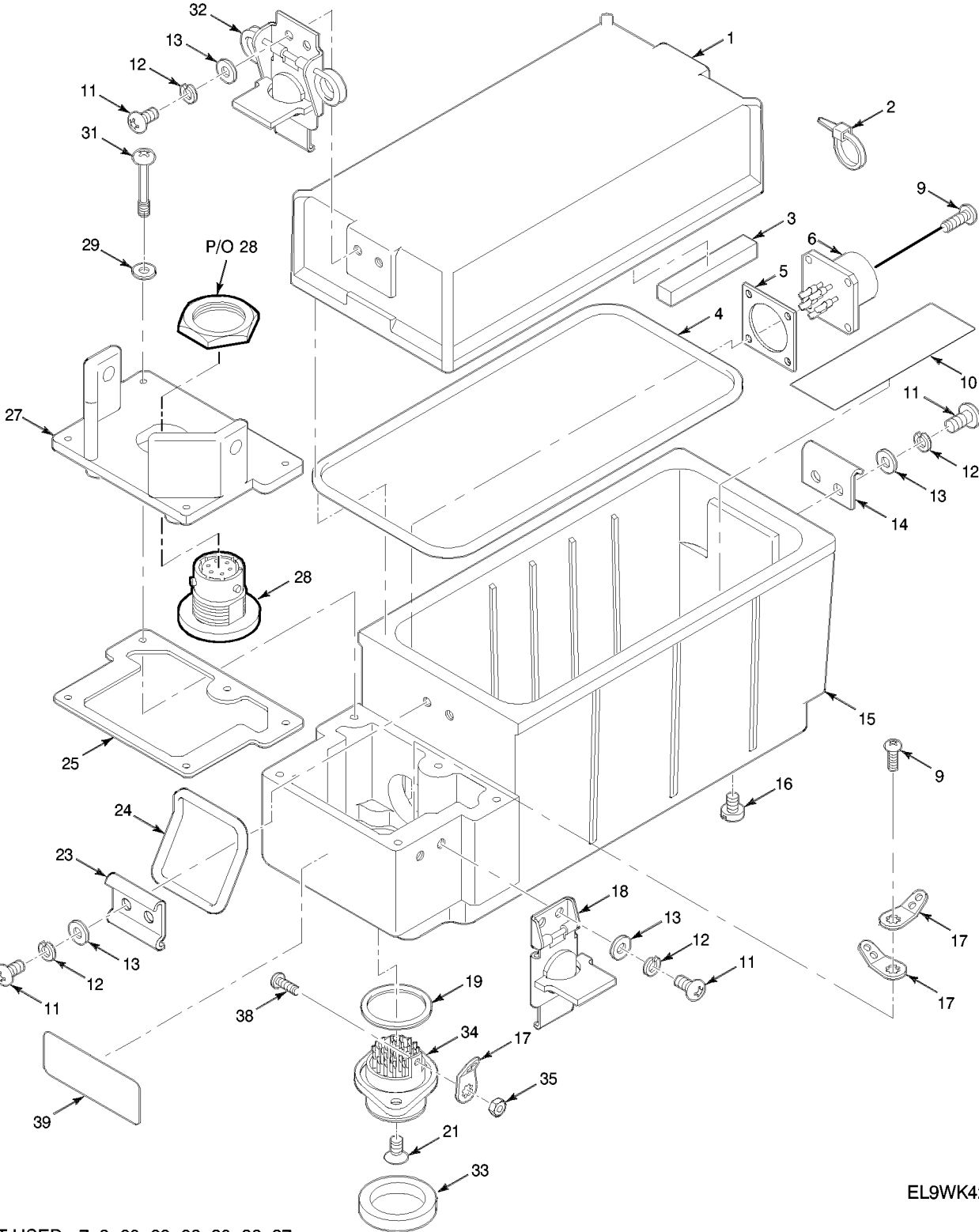
SECTION II			TM11-5820-890-20P-1			
(1)	(2)	(3)	(4)	(5)	(6)	(7)
ITEM	SMR			PART		
NO	CODE	NSN	CAGEC	NUMBER	DESCRIPTION AND USABLE ON CODES(UOC) QTY	

GROUP 20 BATTERY BOX CY-8523A/PRC

FIGURE 12

1	XAOZZ		80063	A3132838-1	COVER, BATTERY BOX.....	1
3	XBOZZ		80063	A3013597-40	TAPE PRESSURE SENSI.....	4
4	PAOZZ	5330013068119	80063	A3018385-1	GASKET.....	1
10	PAOZZ	5970013742153	80063	A3167739-4	INSULATOR, PLATE.....	1
11	PAOZZ	5305013058359	51792	A3013117-10	SCREW, MACHINE.....	16
12	PAOZZ	5310012052840	80063	A3013128-5	WASHER, LOCK.....	16
13	PAOZZ	5310012053472	8U495	A3013129-4	WASHER, FLAT.....	16
14	PAOZZ	5340014061203	80063	A3019290-2	STRIKE, CATCH.....	1
16	PAOZZ	5305012000197	97539	SM4X6MM	SCREW, SEAL.....	2
18	PAOZZ	5340014079036	80063	A3019075-5	CATCH, CLAMPING.....	4
23	PAOZZ	5340013992800	80063	A3019289-2	STRIKE, CATCH.....	1
24	XBOZZ		80063	A3019288-1	RING, RETAINING.....	1
28A	PAOZZ	5999013889075	72825	9766-285-07-01	COVER, ACCESS.....	2
32	PAOZZ	5340013996973	80063	A3019075-6	CATCH, CLAMPING.....	2

END OF FIGURE



EL9WK423

NOT USED: 7, 8, 20, 22, 26, 30, 36, 37

Figure 12A. Battery Box CY-8523C/PRC

TM 11-5820-890-20P-1

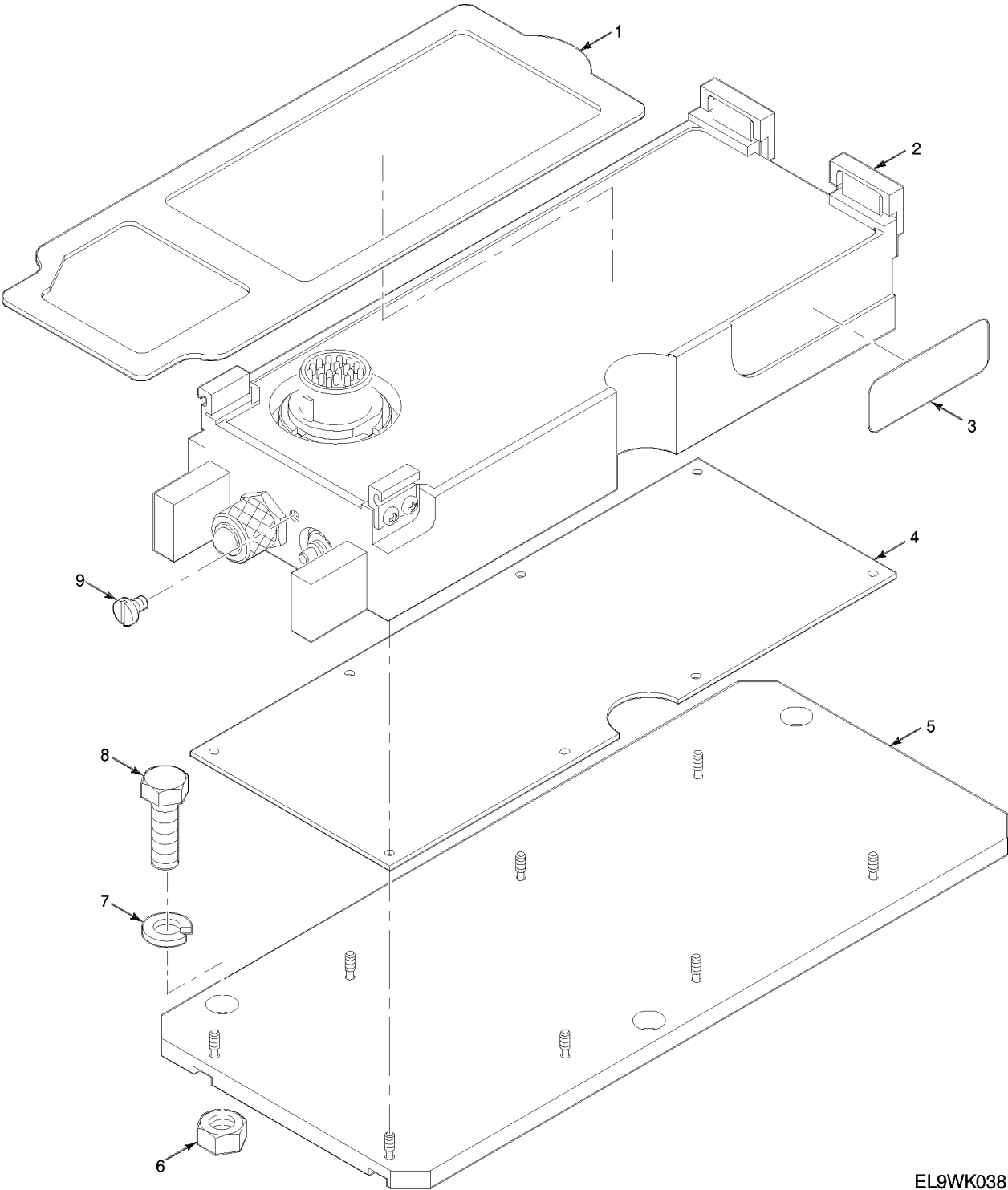
SECTION II			TM11-5820-890-20P-1			
(1)	(2)	(3)	(4)	(5)	(6)	(7)
ITEM	SMR		PART			
NO	CODE	NSN	CAGEC	NUMBER	DESCRIPTION AND USABLE ON CODES(UOC)	QTY

GROUP 21 BATTERY BOX, CY-8523C/PRC

FIGURE 12A

1	XAOZZ		80063	A3132838-1	COVER, BATTERY BOX.....	1
3	XBOZZ		80063	A3013597-40	TAPE PRESSURE SENSI.....	4
4	PAOZZ	5330013068119	80063	A3018385-1	GASKET.....	1
10	PAOZZ	5970013742153	80063	A3167739-4	INSULATOR, PLATE.....	1
11	PAOZZ	5305013058359	51792	A3013117-10	SCREW, MACHINE.....	16
12	PAOZZ	5310012052840	80063	A3013128-5	WASHER, LOCK.....	16
13	PAOZZ	5310012053472	8U495	A3013129-4	WASHER, FLAT.....	16
14	PAOZZ	5340014061203	80063	A3019290-2	STRIKE, CATCH.....	1
16	PAOZZ	5305012000197	97539	SM4X6MM	SCREW, SEAL.....	2
18	PAOZZ	5340014079036	80063	A3019075-5	CATCH, CLAMPING.....	4
23	PAOZZ	5340013992800	80063	A3019289-2	STRIKE, CATCH.....	1
24	XBOZZ		80063	A3019288-1	RING, RETAINING.....	1
32	PAOZZ	5340013996973	80063	A3019075-6	CATCH, CLAMPING.....	2

END OF FIGURE



EL9WK038

Figure 13. Battery Tray CY-8664/VRC

TM 11-5820-890-20P-1

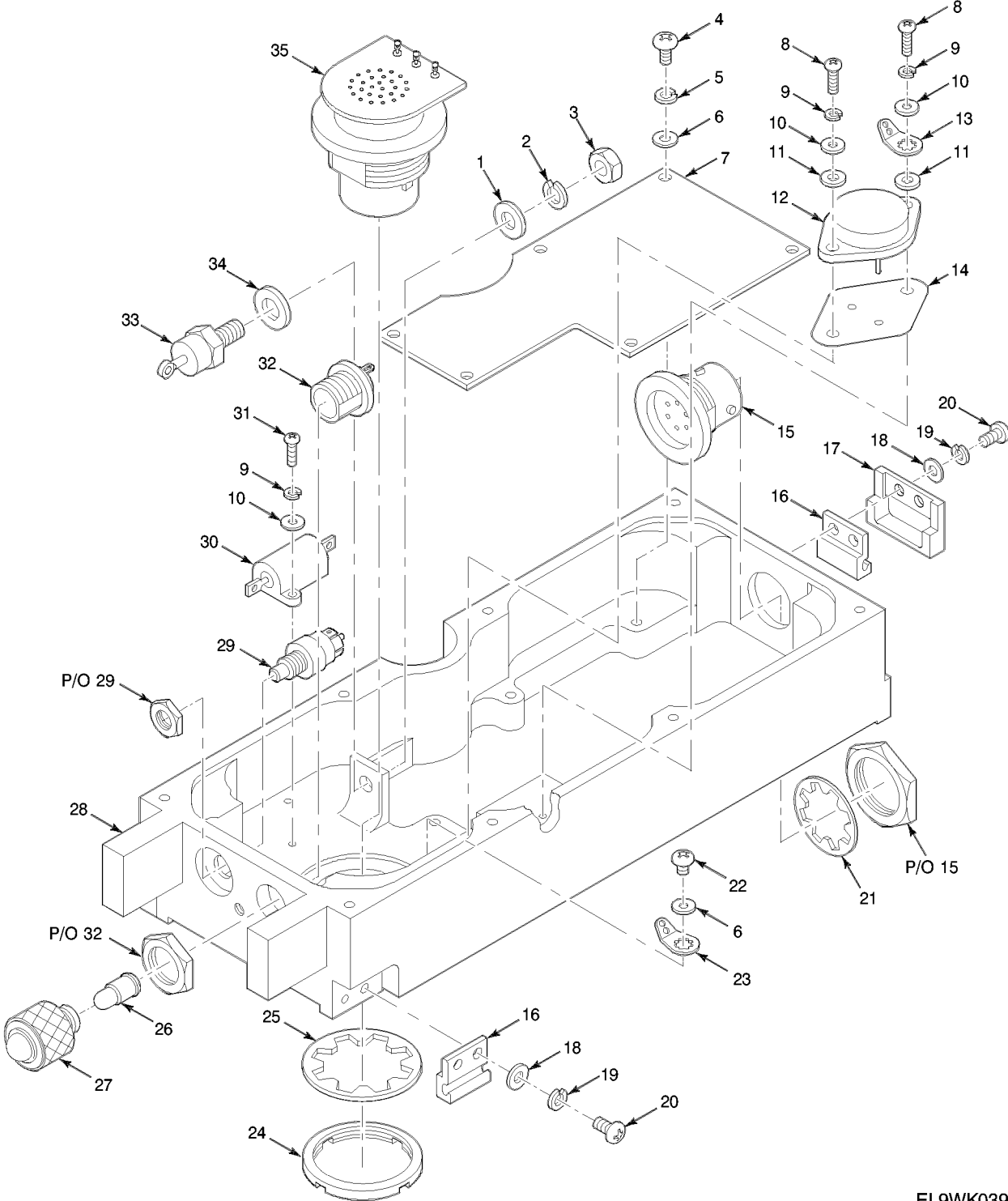
SECTION II			TM11-5820-890-20P-1			
(1)	(2)	(3)	(4)	(5)	(6)	(7)
ITEM	SMR			PART		
NO	CODE	NSN	CAGEC	NUMBER	DESCRIPTION AND USABLE ON CODES(UOC) QTY	

GROUP 22 BATTERY TRAY CY-8664/VRC

FIGURE 13

6	PAOZZ	5310008807746	96906	MS51968-5	NUT, PLAIN, HEXAGON.....	3
7	PAOZZ	5310008892527	96906	MS45904-72	WASHER, LOCK.....	3
8	PAOZZ	5306002259089	96906	MS90726-34	BOLT, MACHINE.....	3

END OF FIGURE



EL9WK039

Figure 14. Electronic Components Assembly - Battery Tray

TM 11-5820-890-20P-1

SECTION II			TM11-5820-890-20P-1			
(1)	(2)	(3)	(4)	(5)	(6)	(7)
ITEM	SMR			PART		
NO	CODE	NSN	CAGEC	NUMBER	DESCRIPTION AND USABLE ON CODES(UOC)	QTY

GROUP 2201 ELECTRONIC COMPONENTS
ASSEMBLY-BATTERY TRAY

FIGURE 14

16	PAOZZ	5340013157952	80063	A3017838-1	STRIKE,CATCH.....	4
17	XBOZZ		80063	A3148200-1	BRACKET,MOUNTING.....	2
18	PAOZZ	5310012253588	8U495	A3013129-3	WASHER,FLAT.....	8
19	PAOZZ	5310012063484	80063	A3013128-3	WASHER,LOCK.....	8
20	PAOZZ	5305012006253	80063	A3013117-3	SCREW,MACHINE.....	8
26	PAOZZ	6240007637744	82389	P-1593-6	LAMP,INCANDESCENT.....	1
27	PAOZZ	5850013720153	80063	A3012672-1	LENS,LIGHT.....	1

END OF FIGURE

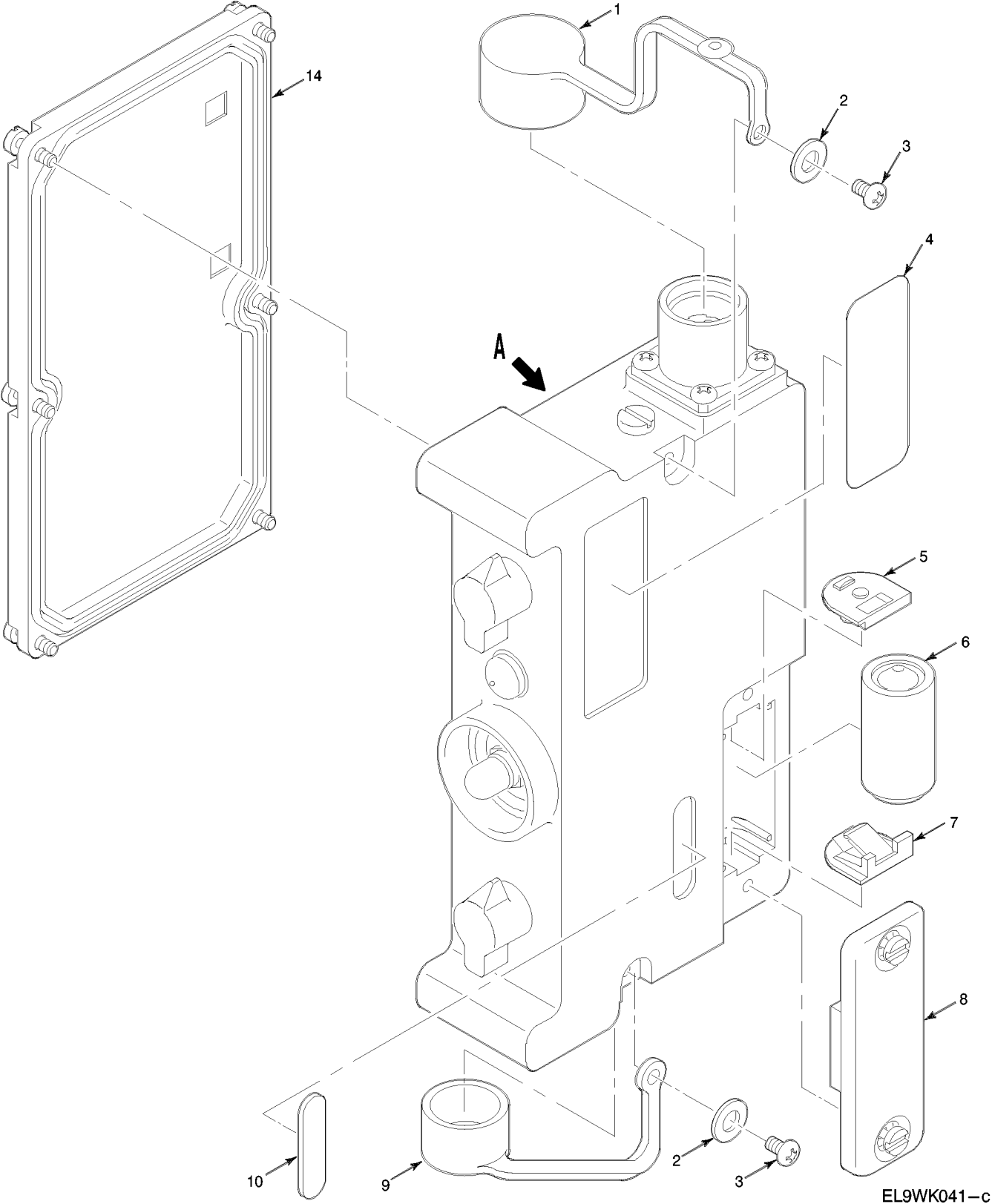
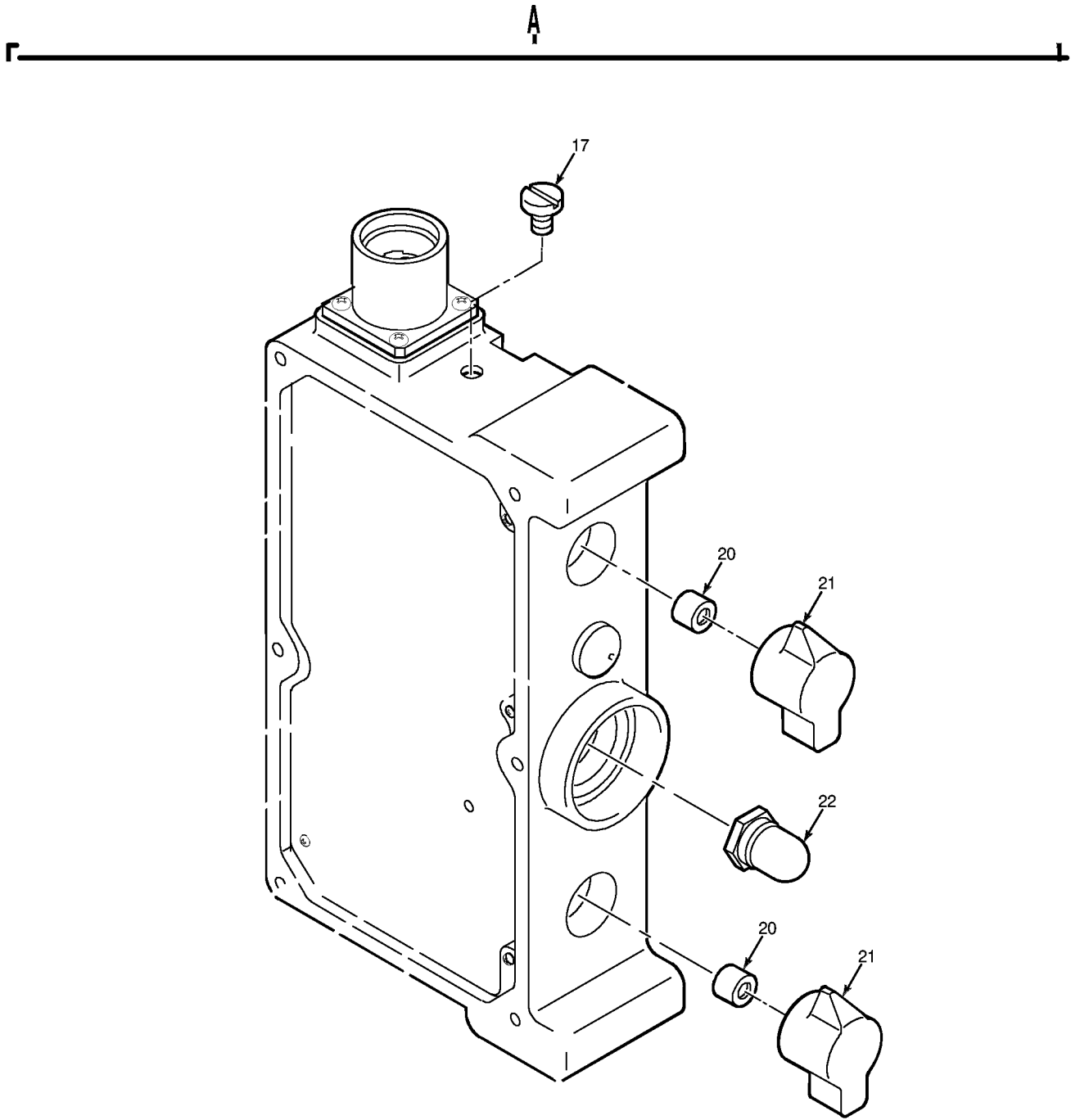


Figure 16. Electronic Counter-Countermeasures Fill Device MX-18290/VRC (Sheet 1 of 2)



EL9WK042-c

Figure 16. Electronic Counter-Countermeasures Fill Device MX-18290/VRC (Sheet 2 of 2)

TM 11-5820-890-20P-1

SECTION II			TM11-5820-890-20P-1			
(1)	(2)	(3)	(4)	(5)	(6)	(7)
ITEM	SMR			PART		
NO	CODE	NSN	CAGEC	NUMBER	DESCRIPTION AND USABLE ON CODES(UOC) QTY	

GROUP 23 ELECTRONIC COUNTER-COUNTER
 MEASURES FILL DEVICE
 MX-18290/VRC

FIGURE 16

1	PAOZZ	5340013923421	80063	A3132871-10	CAP, PROTECTIVE, DUST.....	1
2	PAOZZ	5310014090185	80205	NAS1149CN432B	WASHER, FLAT.....	2
3	PAOZZ	5305013391093	5M496	3140090-6	SCREW, MACHINE.....	2
6	PAOZZ	6135012146441	80058	BA-5372/U	BATTERY, NONRECHARGE.....	1
					UOC:FSA	
8	PAOZZ	6160011972907	31550	A3013336-1	COVER, BATTERY BOX.....	1
9	PAOZZ	5340013464291	80063	A3132871-2	CAP, PROTECTIVE, DUST.....	1
10	XBOZZ		80063	A3013104-2	PLATE, MARKER, BLANK.....	1
17	PAOZZ	5305012000197	97539	SM4X6MM	SCREW, SEAL.....	1
20	PAOZZ	5365013125955	80205	NAS1056C4A-012	SPACER, SLEEVE.....	2
21	PAOZZ	5355013561282	80063	A3142155-1	KNOB.....	2
22	PAOZZ	5930012148502	97539	SK-2129	BOOT, DUST AND MOIST.....	1

END OF FIGURE

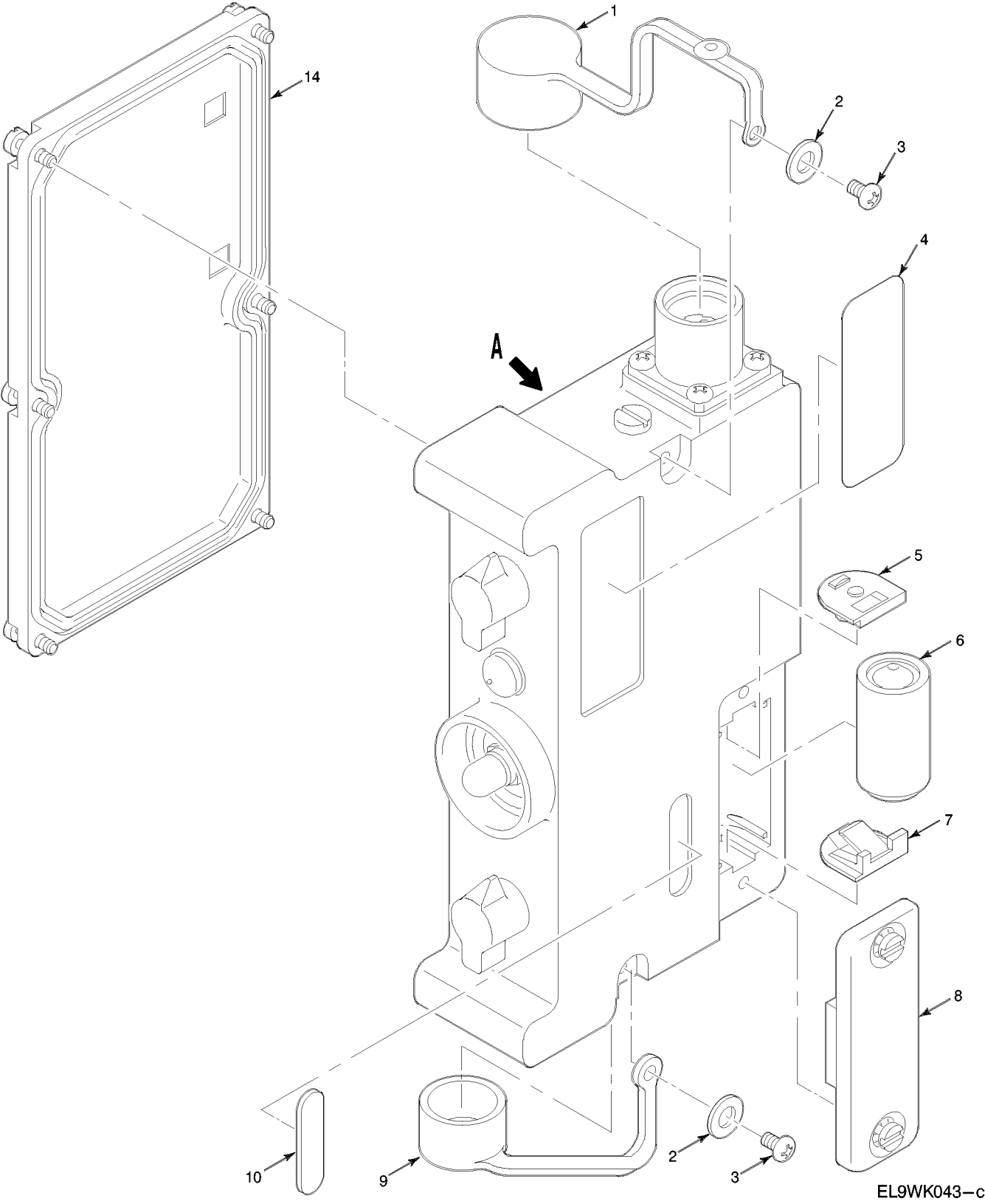
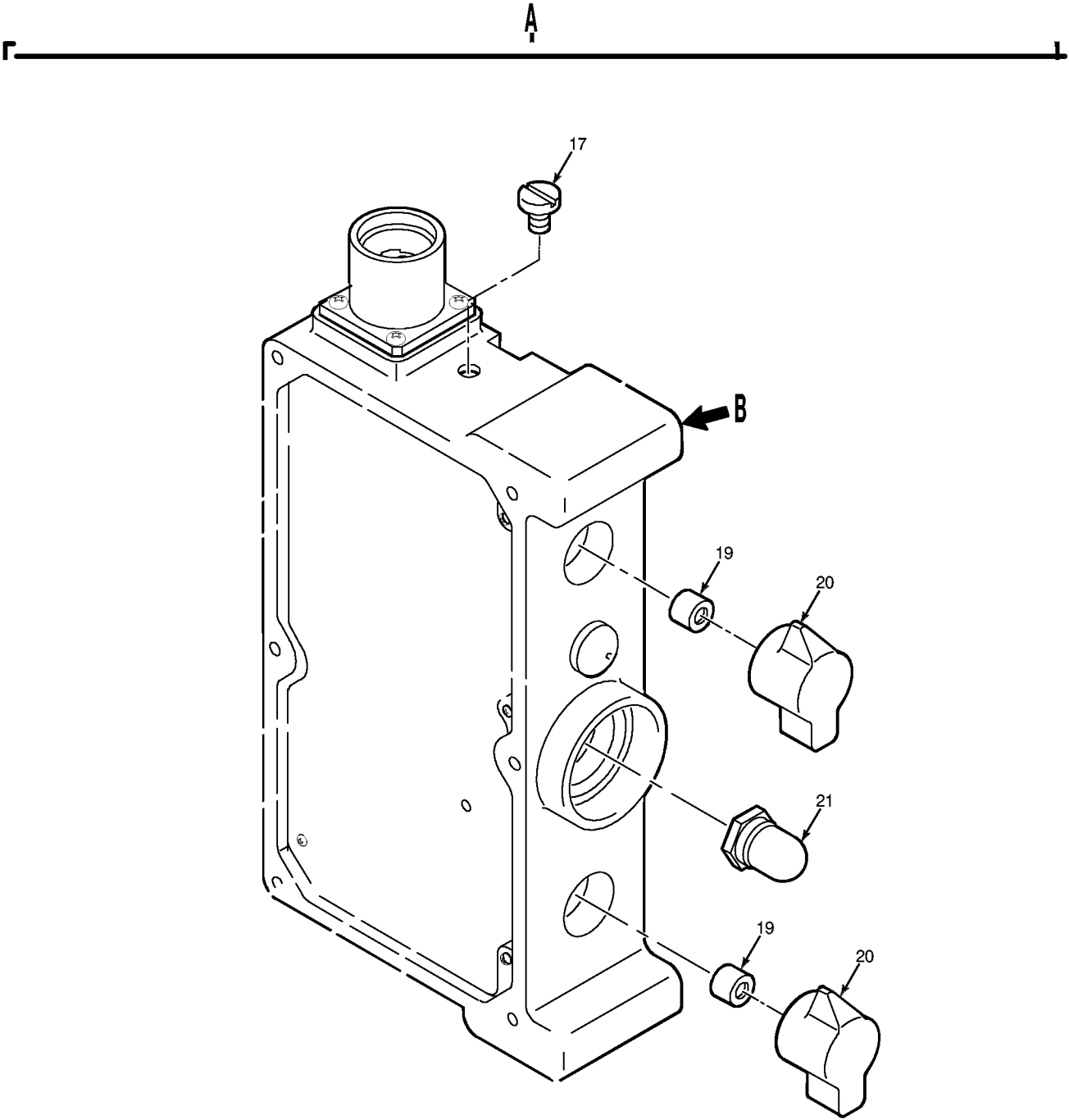
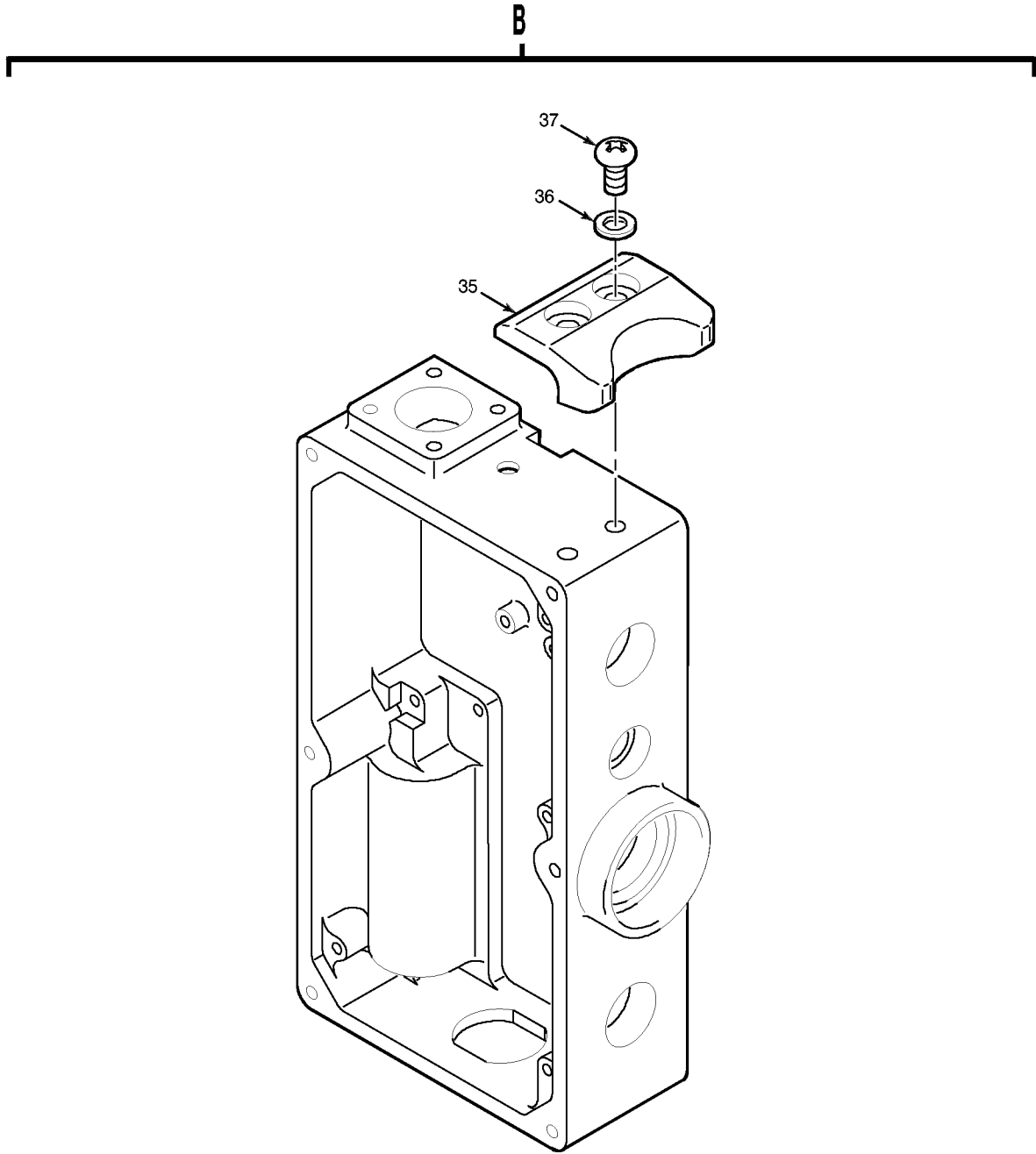


Figure 17. Electronic Counter-Countermeasures Fill Device MX-10579/VRC (Sheet 1 of 3)



EL9WK044-c

Figure 17. Electronic Counter-Countermeasures Fill Device MX-10579/VRC (Sheet 2 of 3)



EL9WK045-c

Figure 17. Electronic Counter-Countermeasures Fill Device MX-10579/VRC (Sheet 3 of 3)

TM 11-5820-890-20P-1

SECTION II			TM11-5820-890-20P-1			
(1)	(2)	(3)	(4)	(5)	(6)	(7)
ITEM	SMR		PART			
NO	CODE	NSN	CAGEC	NUMBER	DESCRIPTION AND USABLE ON CODES(UOC)	QTY

GROUP 24 ELECTRONIC COUNTER-COUNTER
 MEASURES FILL DEVICE
 MX-10579/VRC

FIGURE 17

1	PAOZZ	5340013923421	80063	A3132871-10	CAP, PROTECTIVE, DUST.....	1
2	PAOZZ	5310014090185	80205	NAS1149CN432B	WASHER, FLAT.....	2
3	PAOZZ	5305013391093	5M496	3140090-6	SCREW, MACHINE.....	2
6	PAOZZ	6135012146441	80058	BA-5372/U	BATTERY, NONRECHARGE.....	1
					UOC:FSA	
8	PAOZZ	6160011972907	31550	A3013336-1	COVER, BATTERY BOX.....	1
9	PAOZZ	5340013464291	80063	A3132871-2	CAP, PROTECTIVE, DUST.....	1
10	XBOZZ		80063	A3013104-2	PLATE, MARKER, BLANK.....	1
17	PAOZZ	5305012000197	97539	SM4X6MM	SCREW, SEAL.....	1
19	PAOZZ	5365013125955	80205	NAS1056C4A-012	SPACER, SLEEVE.....	2
20	PAOZZ	5355013561282	80063	A3142155-1	KNOB.....	2
21	PAOZZ	5930012148502	97539	SK-2129	BOOT, DUST AND MOIST.....	1
35	XBOZZ		80063	A3013328-1	GUARD, SWITCH.....	2
					UOC:FSA	
36	PAOZZ	5365012652134	80063	A3013129-11	SHIM.....	2
37	PAOZZ	5305013058359	7S135	A3013117-10	SCREW, MACHINE.....	4

END OF FIGURE

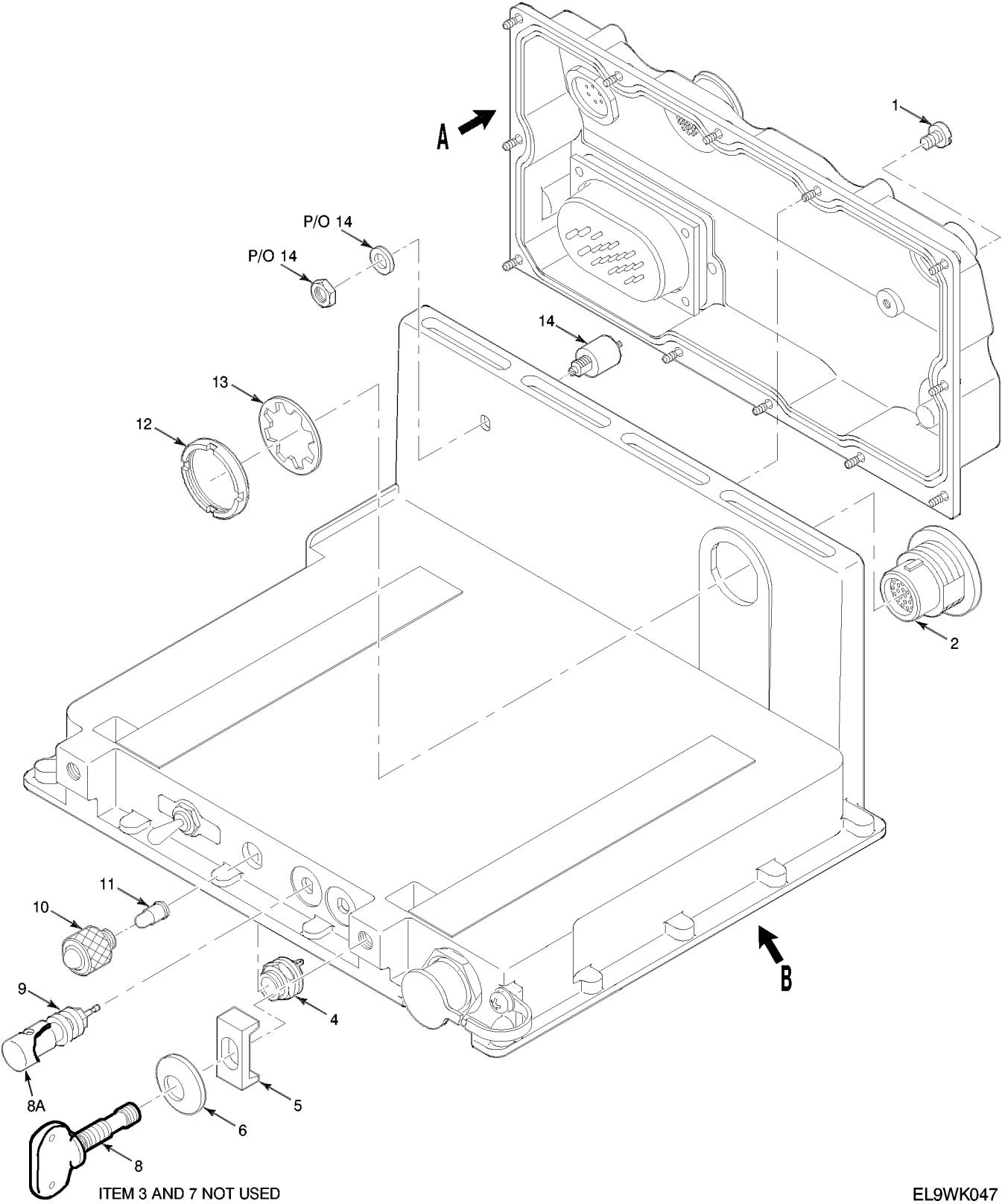
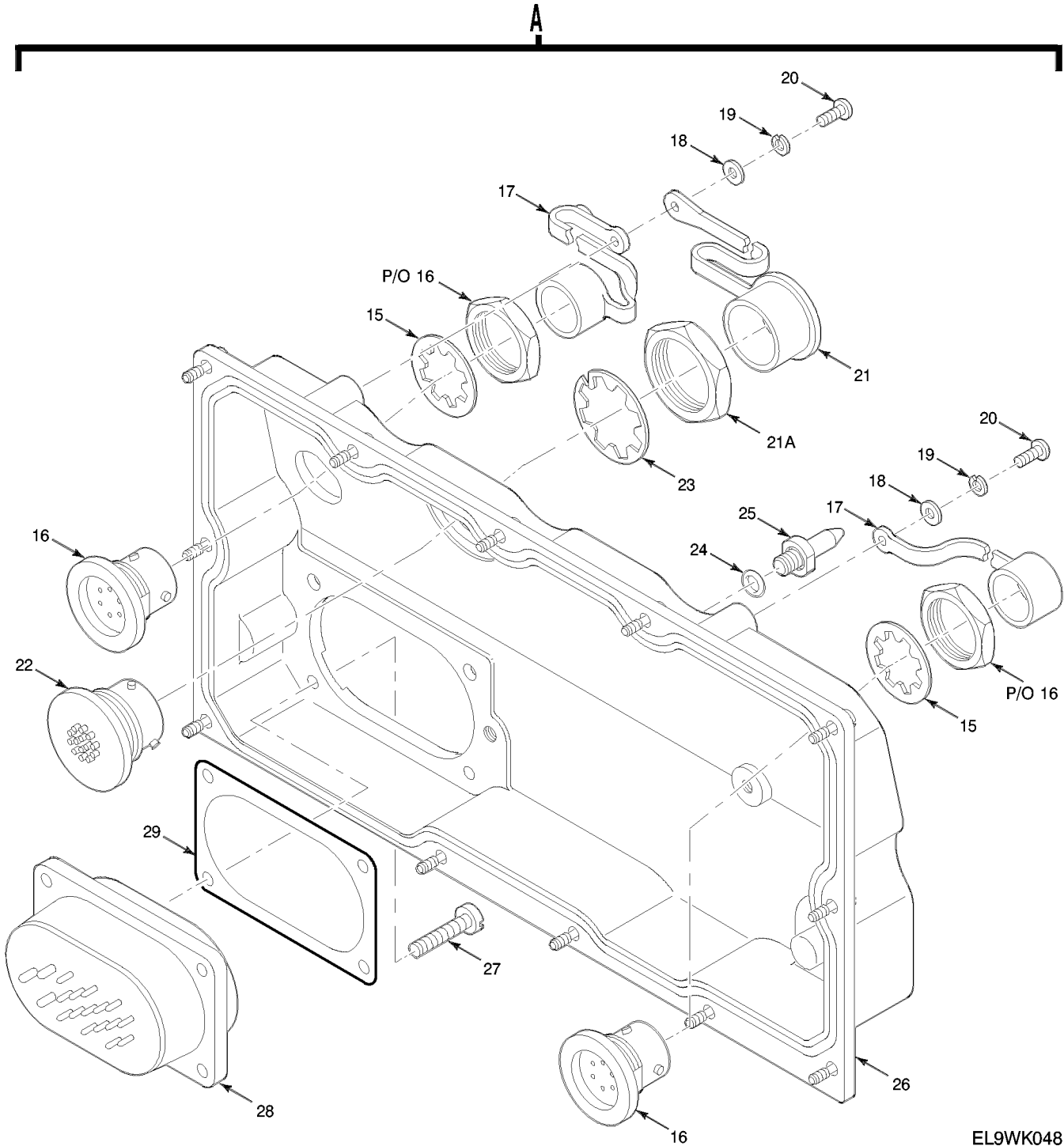
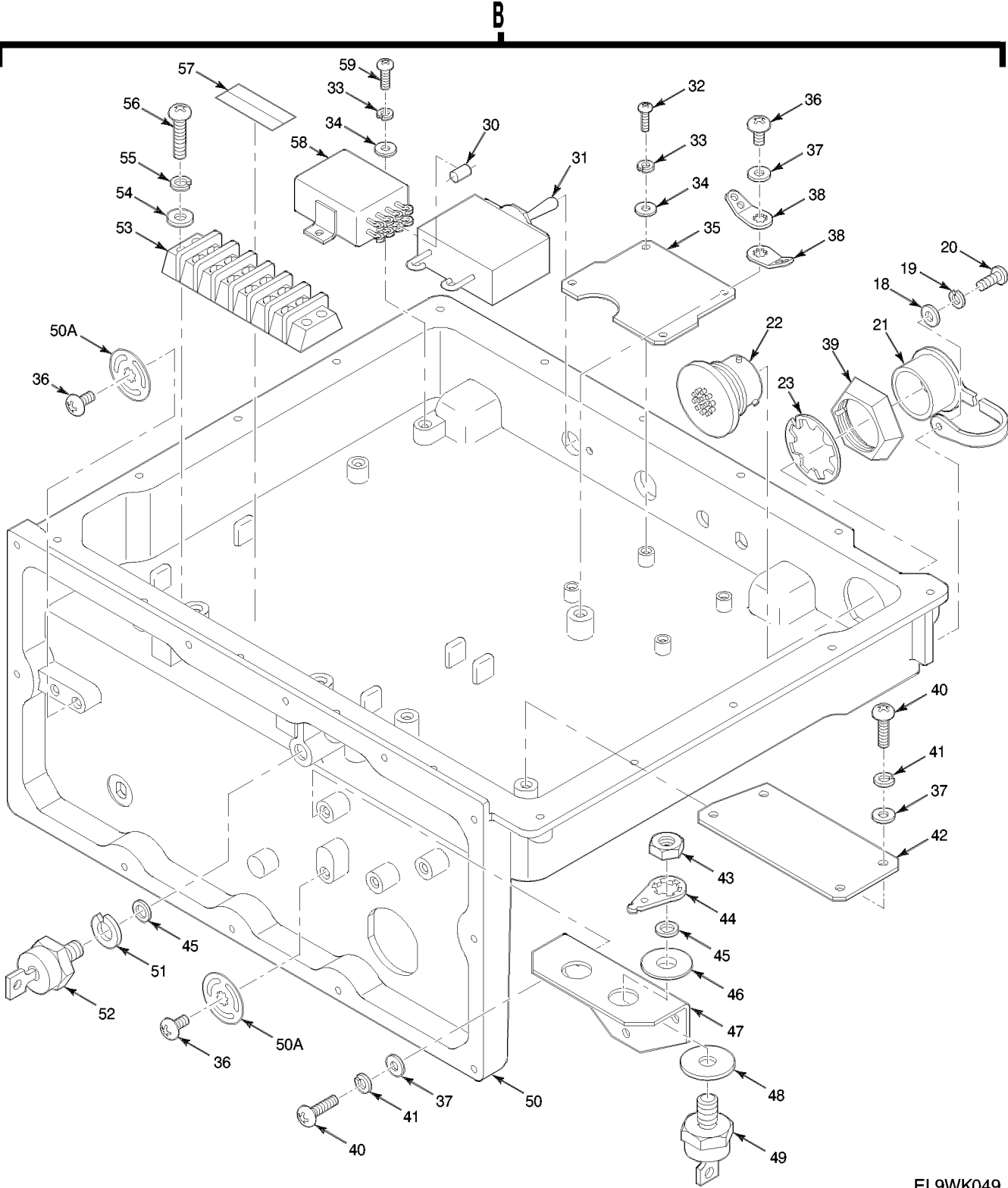


Figure 19. Electrical Equipment Chassis - Power Supply Adapter (Sheet 1 of 3)



EL9WK048

Figure 19. Electrical Equipment Chassis - Power Supply Adapter (Sheet 2 of 3)



EL9WK049

Figure 19. Electrical Equipment Chassis - Power Supply Adapter (Sheet 3 of 3)

TM 11-5820-890-20P-1

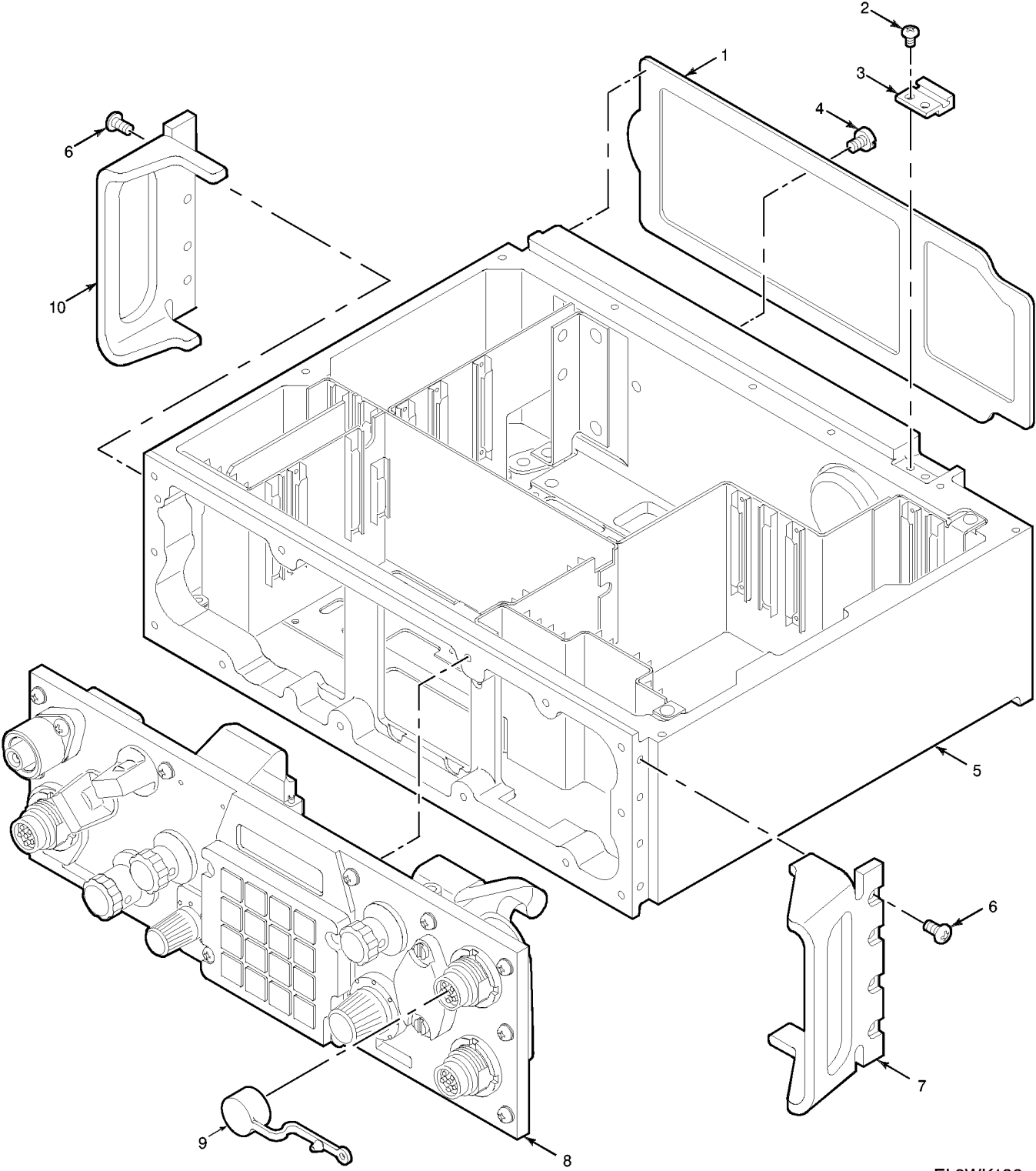
SECTION II			TM11-5820-890-20P-1			
(1)	(2)	(3)	(4)	(5)	(6)	(7)
ITEM	SMR		PART			
NO	CODE	NSN	CAGEC	NUMBER	DESCRIPTION AND USABLE ON CODES(UOC)	QTY

GROUP 2501 ELECTRICAL EQUIPMENT
CHASSIS-POWER SUPPLY
ADAPTER

FIGURE 19

5	PAOZZ	5340013468066	80063	A3147920-1	CLAMP, SYNCHRO.....	2
6	PAOZZ		80063	A3018781-5	WASHER, FLAT.....	2
8	PAOZZ	5305014394220	80063	A3132832-2	THUMBSCREW.....	2
8A	PAOZZ	5999013889075	72825	9766-285-07-01	COVER, ACCESS.....	2
10	PAOZZ	5850013720153	80063	A3012672-1	LENS, LIGHT.....	1
11	PAOZZ	6240007637744	81348	W-L-00111/7	LAMP, INCANDESCENT.....	1
17	PAOZZ	5340013464291	80063	A3132871-2	CAP, PROTECTIVE, DUST.....	2
18	PAOZZ	5310012253588	8U495	A3013129-3	WASHER, FLAT.....	3
19	PAOZZ	5310012063484	80063	A3013128-3	WASHER, LOCK.....	3
20	PAOZZ	5305013068122	51792	A3013117-3	SCREW, MACHINE.....	3
21	PAOZZ	5340013462498	07099	3132871-3	CAP, PROTECTIVE, DUST.....	2
24	PAOZZ	5331001675165	81349	M83248/1-901	O-RING.....	1
25	PAOZZ	5315013028535	80063	A3018226-1	PIN, STRAIGHT, THREAD.....	1

END OF FIGURE



EL9WK136

Figure 51. Receiver-Transmitter Subassembly

TM 11-5820-890-20P-1

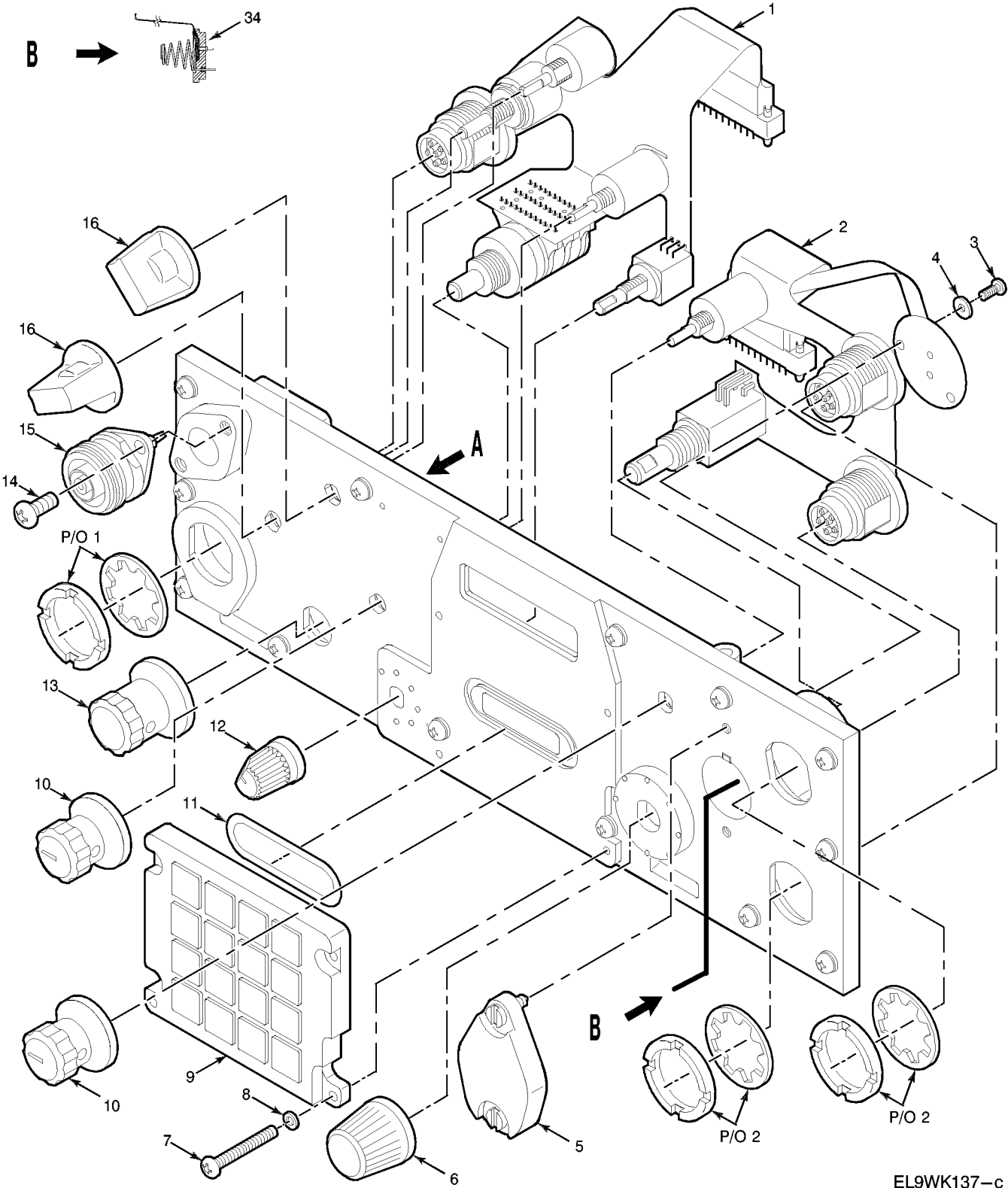
SECTION II			TM11-5820-890-20P-1			
(1)	(2)	(3)	(4)	(5)	(6)	(7)
ITEM	SMR			PART		
NO	CODE	NSN	CAGEC	NUMBER	DESCRIPTION AND USABLE ON CODES(UOC)	QTY

GROUP 2616 RECEIVER-TRANSMITTER
SUBASSEMBLY

FIGURE 51

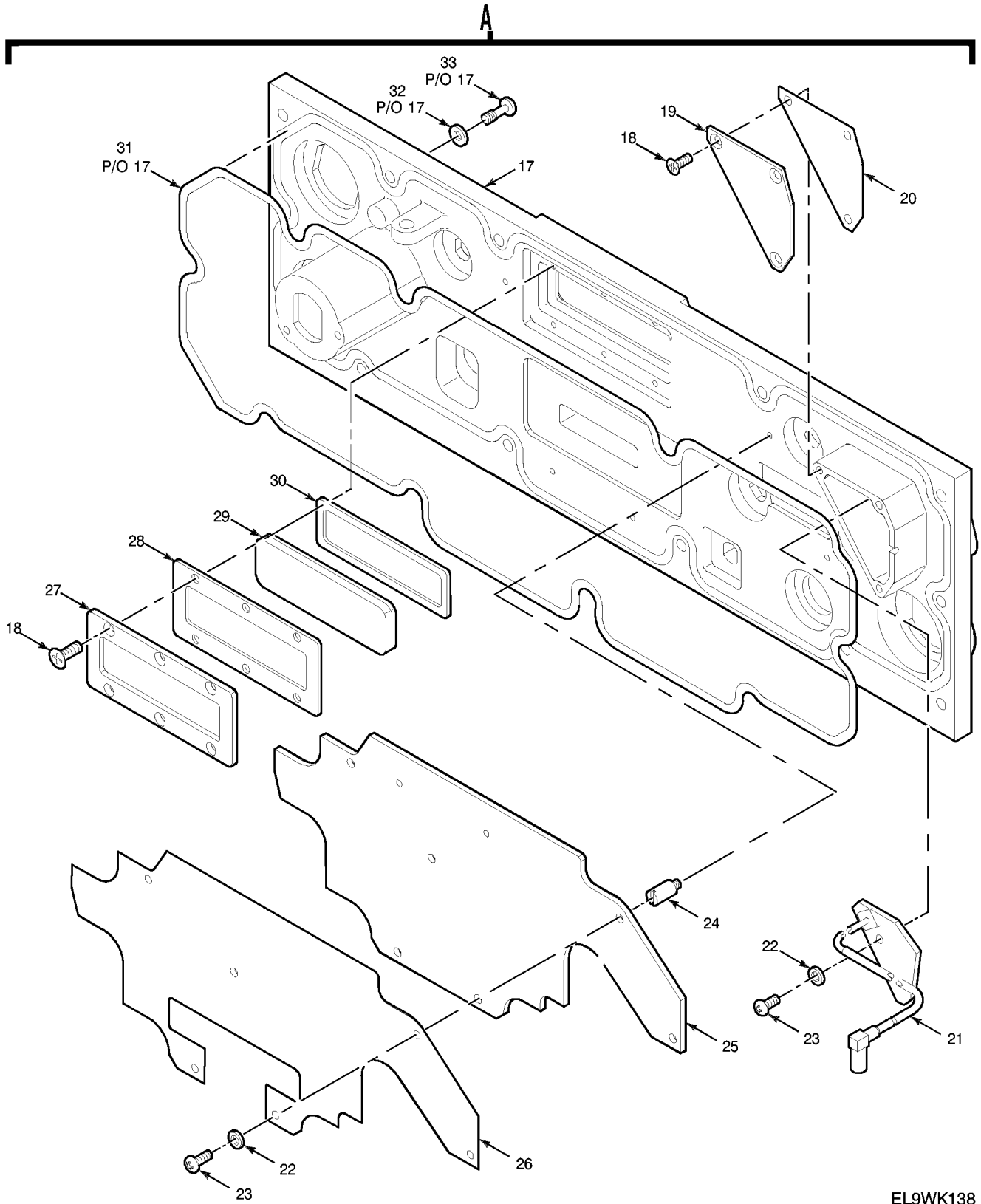
2	PAOZZ	5305013391093	14438	3140090-6	SCREW,MACHINE.....	8
					UOC:JER	
3	PAOZZ	5340013157952	80063	A3017838-1	STRIKE,CATCH.....	4
					UOC:JER	
4	PAOZZ	5305012000197	97539	SM4X6MM	SCREW,SEAL.....	1
					UOC:JER	
6	PAOZZ	5305013347801	51792	A3013117-52	SCREW,CAP,HEXAGON H.....	8
					UOC:JER	
7	PAOZZ	5340013194710	80063	A3148006-4	BRACKET,MOUNTING.....	1
					UOC:JER	
9	PAOZZ	5340013464291	80063	A3132871-2	CAP,PROTECTIVE,DUST.....	2
					UOC:JER	
10	PAOZZ	5340013613802	80063	A3148007-3	HANDLE,BOW.....	1
					UOC:JER	

END OF FIGURE



EL9WK137-c

Figure 52. Receiver-Transmitter Panel Assembly (Sheet 1 of 2)



EL9WK138

Figure 52. Receiver-Transmitter Panel Assembly (Sheet 2 of 2)

TM 11-5820-890-20P-1

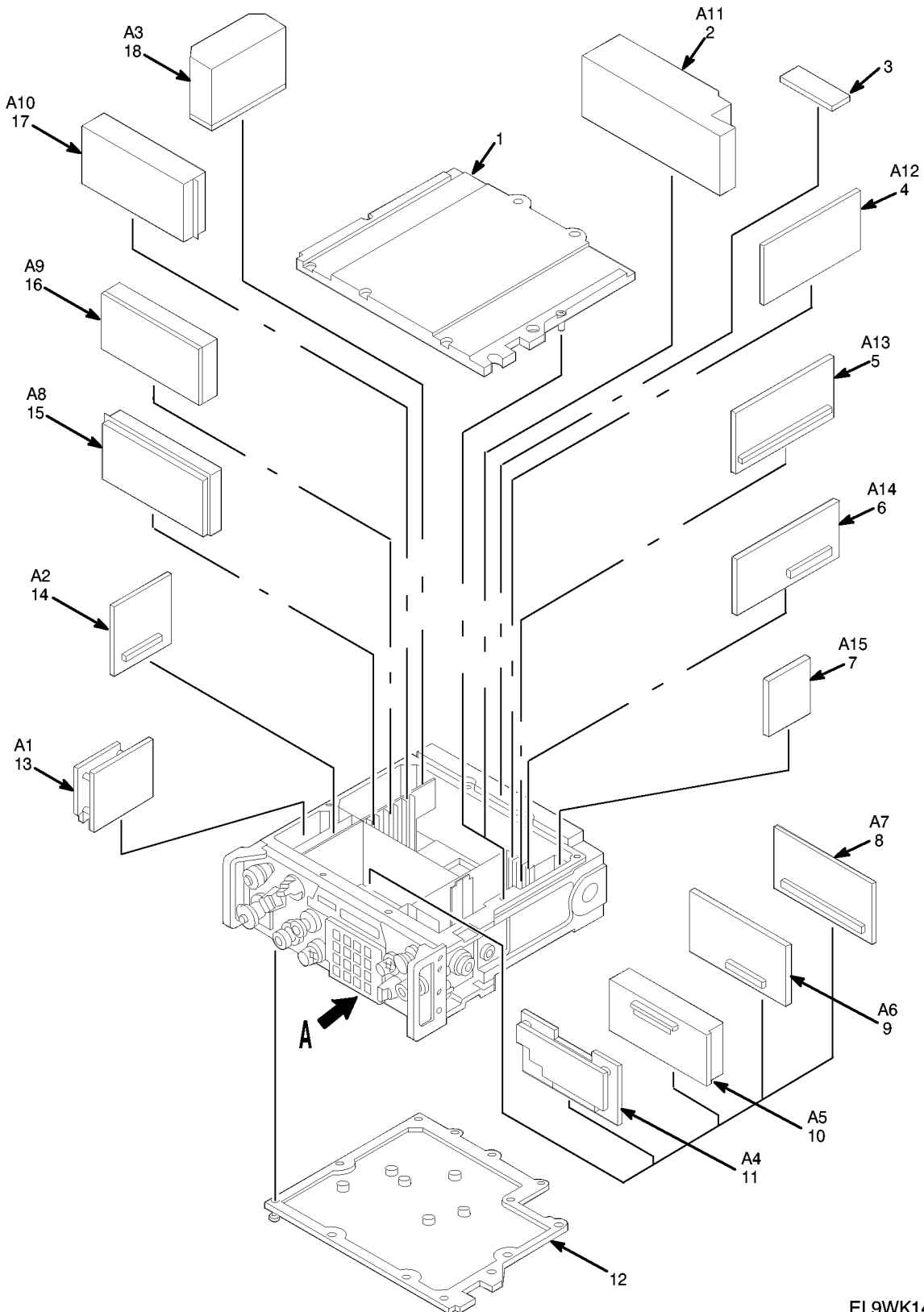
SECTION II			TM11-5820-890-20P-1			
(1)	(2)	(3)	(4)	(5)	(6)	(7)
ITEM	SMR			PART		
NO	CODE	NSN	CAGEC	NUMBER	DESCRIPTION AND USABLE ON CODES(UOC)	QTY

GROUP 261601 RECEIVER-TRANSMITTER
PANEL ASSEMBLY

FIGURE 52

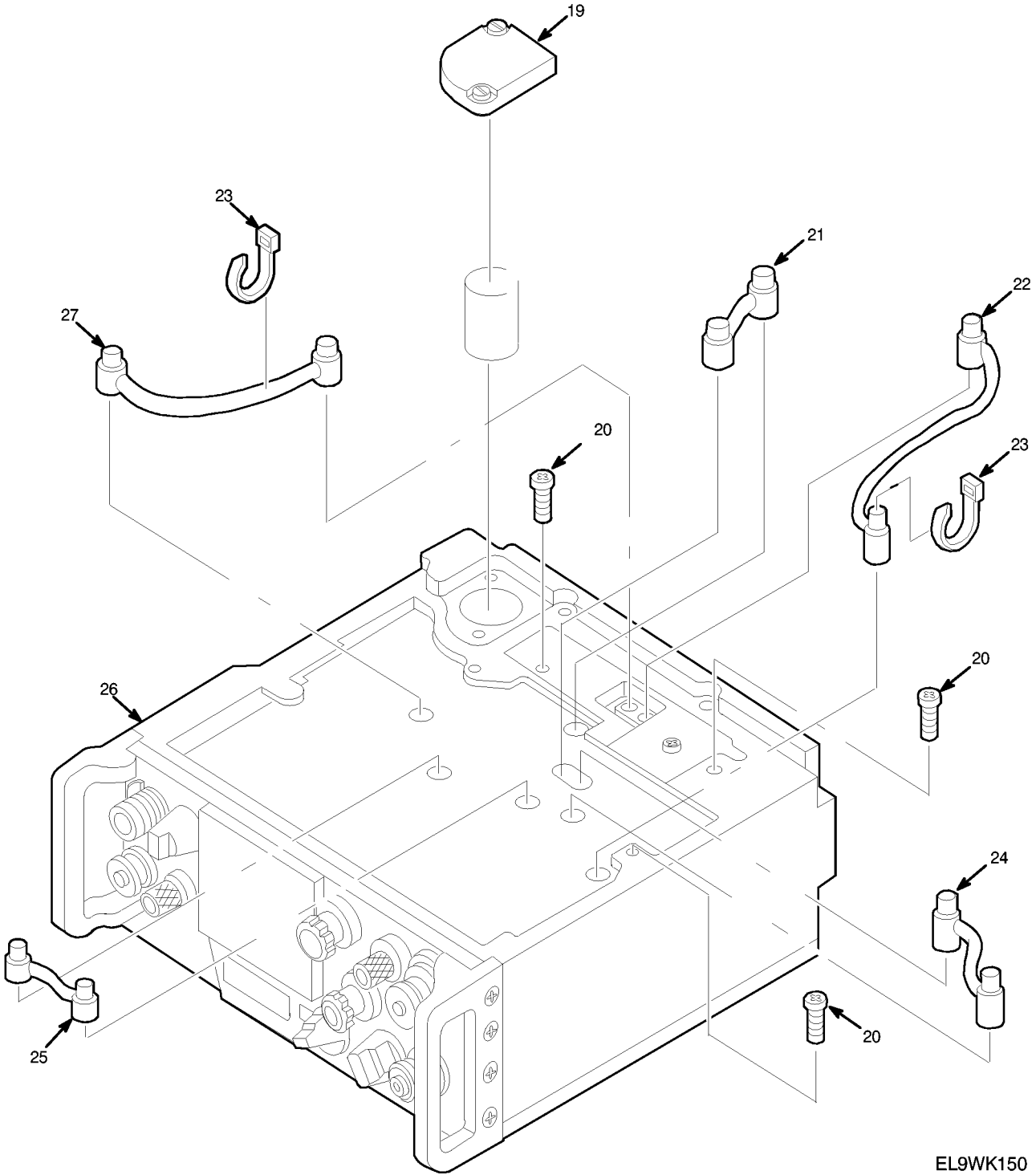
5	PAOZZ	6160013371832	80063	A3017808-1	COVER,BATTERY RETAI.....	1
					UOC:JER	
6	PAOZZ	5355013157948	80063	A3148143-1	KNOB.....	1
					UOC:JER	
10	PAOZZ	5355013157949	80063	A3148145-1	KNOB.....	2
					UOC:JER	
12	PAOZZ	5355013157946	80063	A3148142-1	KNOB.....	1
					UOC:JER	
13	PAOZZ	5355013157947	80063	A3148144-1	KNOB.....	1
					UOC:JER	
14	PAOZZ	5305012022672	51792	A3013117-17	SCREW,MACHINE.....	2
					UOC:JER	
15	PAOZZ	5935013860360	80063	A3167886-1	CONNECTOR,RECEPTACL.....	1
					UOC:JER	
16	PAOZZ	5355013543219	80063	A3148141-1	KNOB.....	2
					UOC:JER	

END OF FIGURE



EL9WK149

Figure 57. Radio Receiver-Transmitter RT-1439/VRC (Sheet 1 of 2)



EL9WK150

Figure 57. Radio Receiver-Transmitter RT-1439/VRC (Sheet 2 of 2)

TM 11-5820-890-20P-1

SECTION II			TM11-5820-890-20P-1		(6)	(7)
(1)	(2)	(3)	(4)	(5)		
ITEM	SMR			PART		
NO	CODE	NSN	CAGEC	NUMBER	DESCRIPTION AND USABLE ON CODES(UOC)	QTY

GROUP 27 RADIO RECEIVER-TRANSMITTER
RT-1439/VRC

FIGURE 57

19	PAOZZ	6160012028724	80063	A3013411-1	COVER,BATTERY RETAI.....	1
					UOC:EW2	

END OF FIGURE

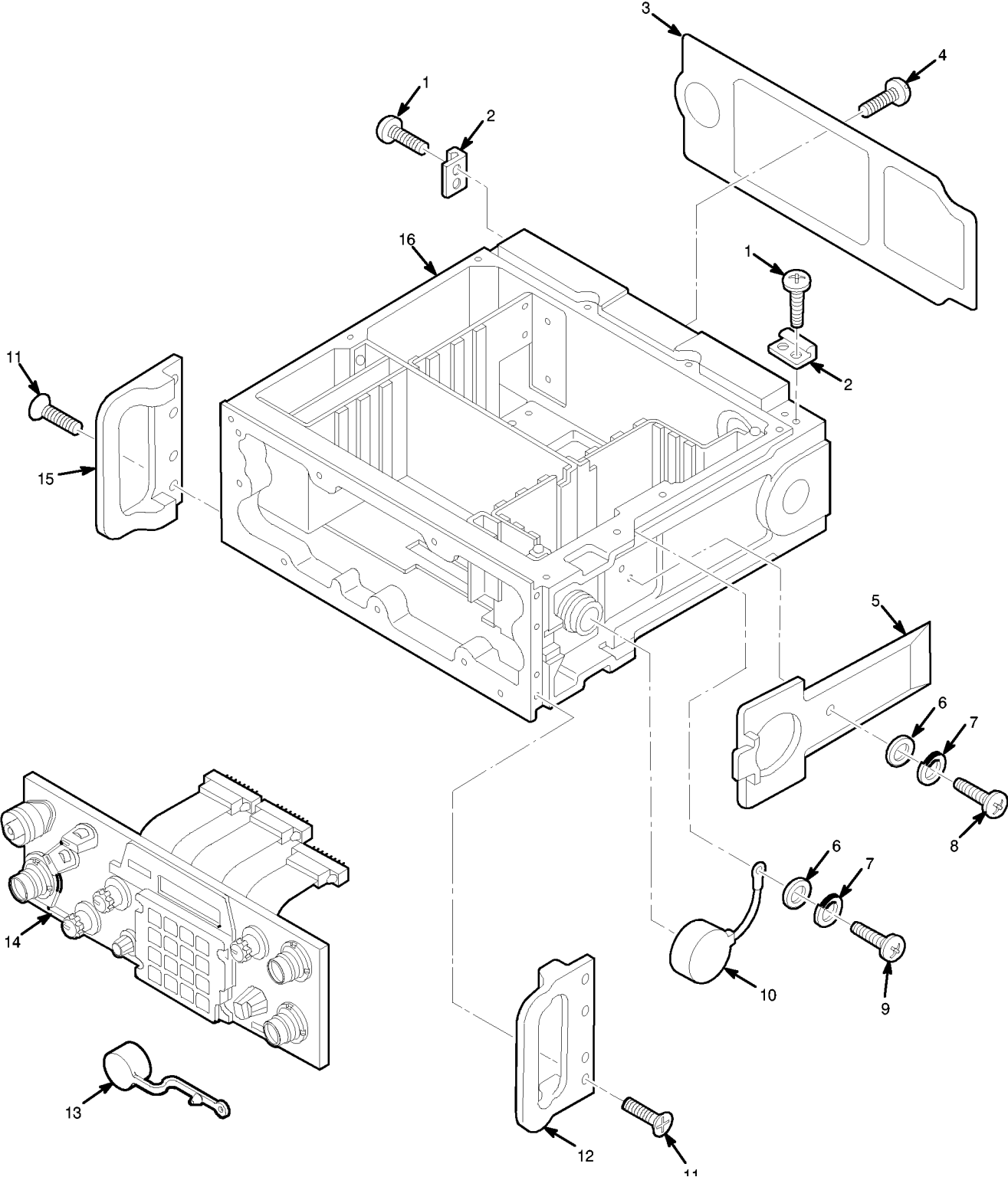


Figure 74. Electrical Equipment Chassis - Receiver-Transmitter Subassembly

TM 11-5820-890-20P-1

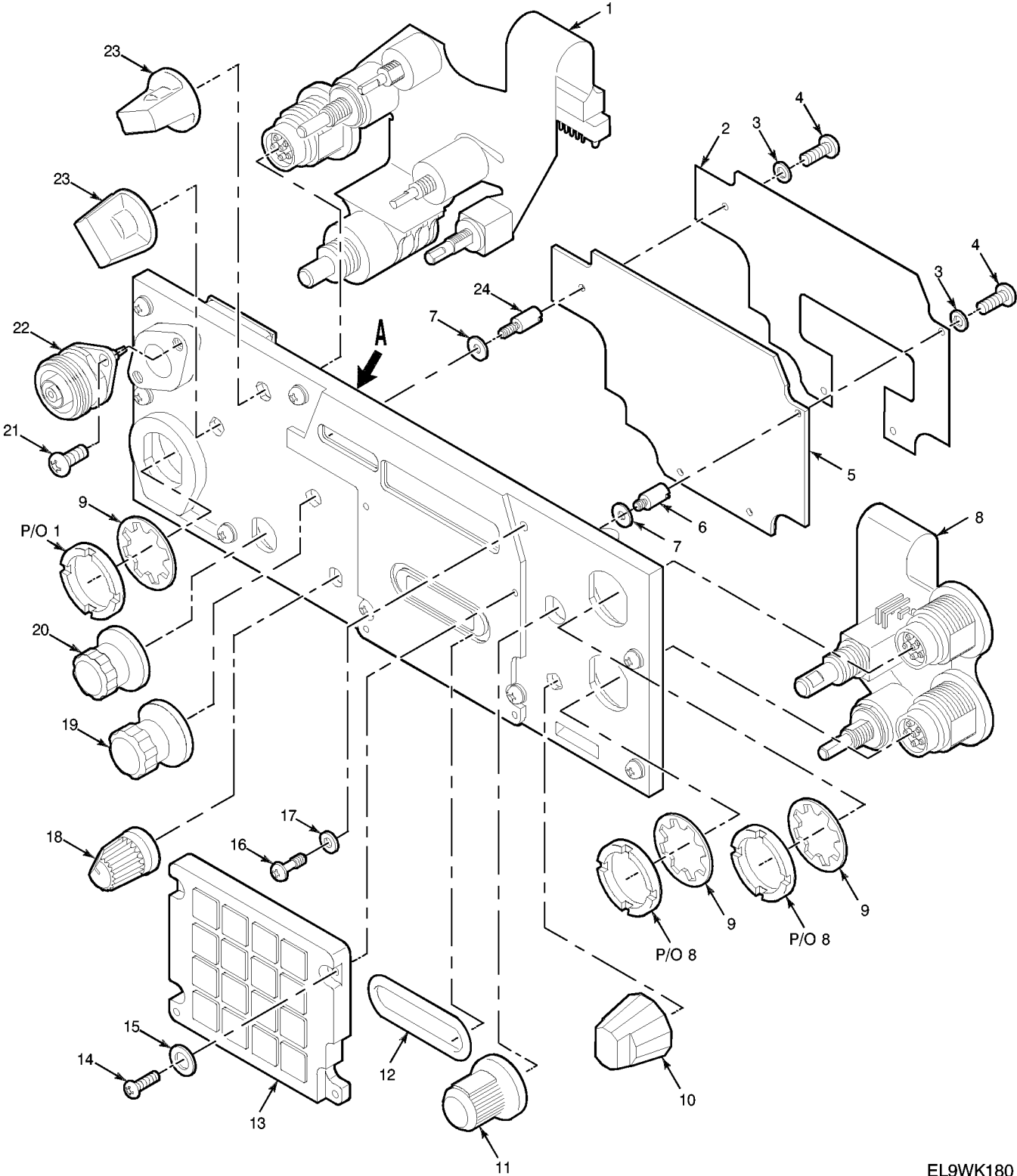
SECTION II			TM11-5820-890-20P-1		(6)	(7)
(1)	(2)	(3)	(4)	(5)		
ITEM	SMR			PART		
NO	CODE	NSN	CAGEC	NUMBER	DESCRIPTION AND USABLE ON CODES(UOC)	QTY

GROUP 2716 ELECTRICAL EQUIPMENT
 CHASSIS-RECEIVER
 TRANSMITTER SUBASSEMBLY

FIGURE 74

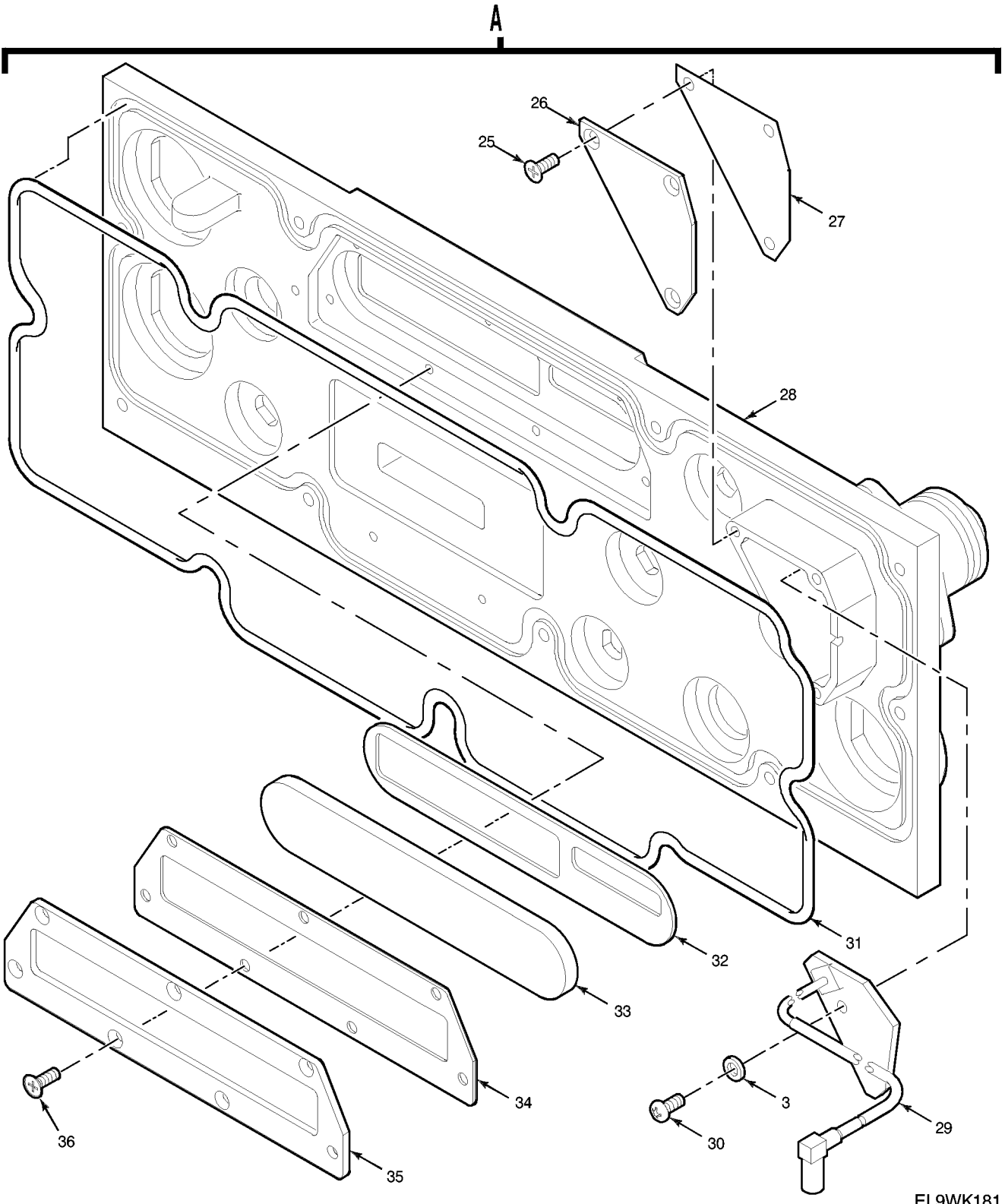
1	PAOZZ	5305013391093	5M496	3140090-6	SCREW, MACHINE.....	8
2	PAOZZ	5340012030595	80063	A3013699-1	STRIKE, CATCH.....	4
					UOC:EW2	
4	PAOZZ	5305012000197	97539	SM4X6MM	SCREW, SEAL.....	1
5	XBOZZ	5935013168720	80063	A3140062-1	PLATE, RETAINING, ELE.....	1
					UOC:EW2	
6	PAOZZ	5310012253588	8U495	A3013129-3	WASHER, FLAT.....	2
					UOC:EW2	
7	PAOZZ	5310012063484	80063	A3013128-3	WASHER, LOCK.....	2
					UOC:EW2	
8	PAOZZ	5305013068122	51792	A3013117-3	SCREW, MACHINE.....	1
9	PAOZZ	5305012252587	51792	A3013117-2	SCREW, MACHINE.....	1
					UOC:EW2	
10	PAOZZ	5340013185708	80063	A3140080-1	CAP, PROTECTIVE, DUST.....	1
					UOC:EW2	
11	PAOZZ	5305013347801	51792	A3013117-52	SCREW, CAP, HEXAGON H.....	8
					UOC:EW2	
12	PAOZZ	5935013185709	80063	A3148006-3	GUARD, ELECTRICAL CO.....	1
					UOC:EW2	
13	PAOZZ	5340013464291	80063	A3132871-2	CAP, PROTECTIVE, DUST.....	2
					UOC:EW2	
15	PAOZZ	5340013613802	80063	A3148007-3	HANDLE, BOW.....	1
					UOC:EW2	

END OF FIGURE



EL9WK180

Figure 75. Receiver-Transmitter Panel Assembly (Sheet 1 of 2)



EL9WK181

Figure 75. Receiver-Transmitter Panel Assembly (Sheet 2 of 2)

TM 11-5820-890-20P-1

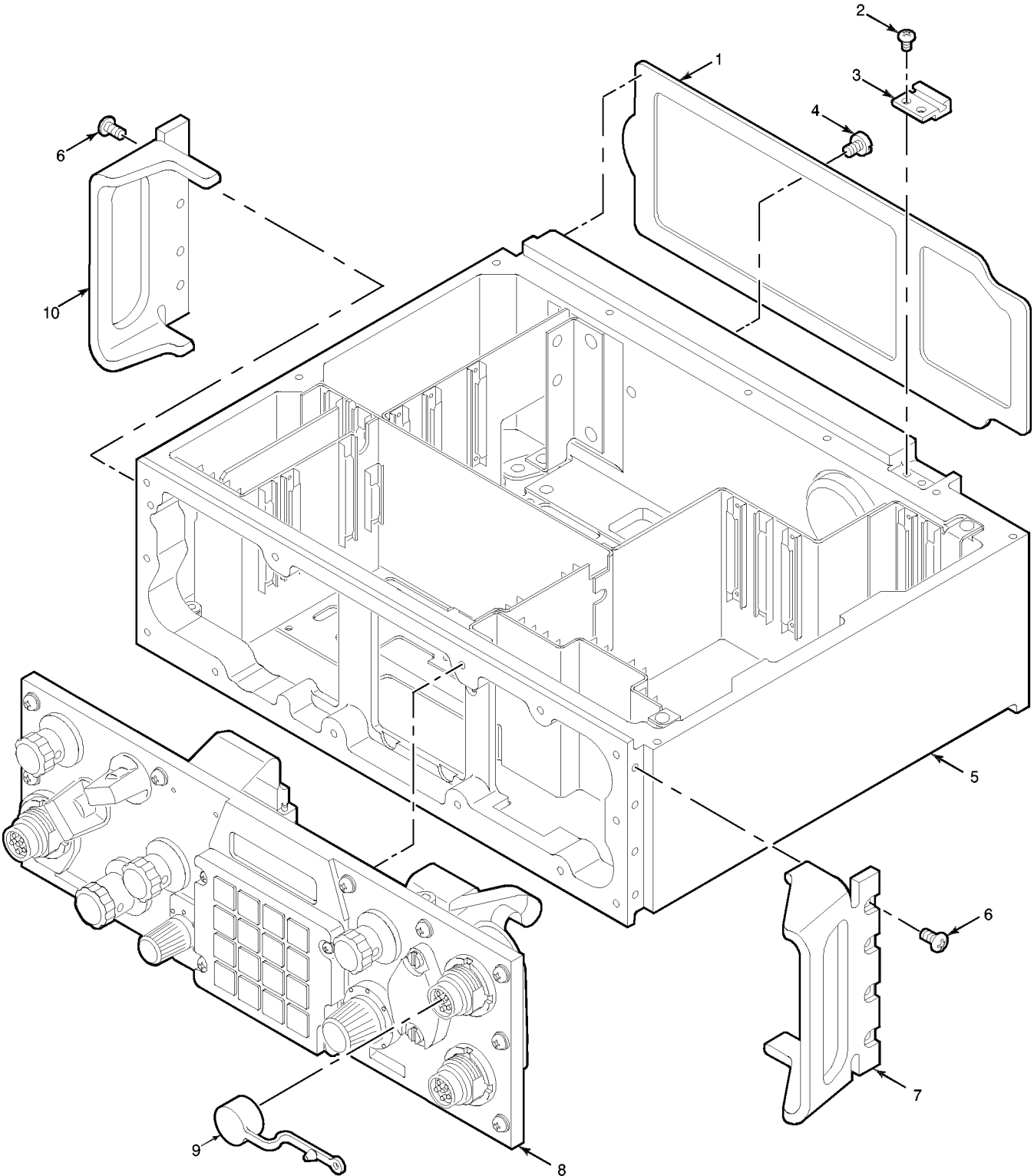
SECTION II			TM11-5820-890-20P-1			
(1)	(2)	(3)	(4)	(5)	(6)	(7)
ITEM	SMR			PART		
NO	CODE	NSN	CAGEC	NUMBER	DESCRIPTION AND USABLE ON CODES(UOC)	QTY

GROUP 271601 RECEIVER TRANSMITTER
PANEL ASSEMBLY

FIGURE 75

10	PAOZZ	5355013009294	80063	A3017873-1	KNOB.....	1
					UOC:EW2	
11	PAOZZ	5355013157948	80063	A3148143-1	KNOB.....	1
					UOC:EW2	
18	PAOZZ	5355013157946	80063	A3148142-1	KNOB.....	1
					UOC:EW2	
19	PAOZZ	5355013157949	80063	A3148145-1	KNOB.....	1
					UOC:EW2	
20	PAOZZ	5355013157947	80063	A3148144-1	KNOB.....	1
					UOC:EW2	
21	PAOZZ	5305012022672	51792	A3013117-17	SCREW,MACHINE.....	2
					UOC:EW2	
22	PAOZZ	5935013860360	80063	A3167886-1	CONNECTOR,RECEPTACL.....	1
					UOC:EW2	
23	PAOZZ	5355013543219	80063	A3148141-1	KNOB.....	2
					UOC:EW2	

END OF FIGURE



EL9WK197

Figure 84. Receiver-Transmitter Control Subassembly

TM 11-5820-890-20P-1

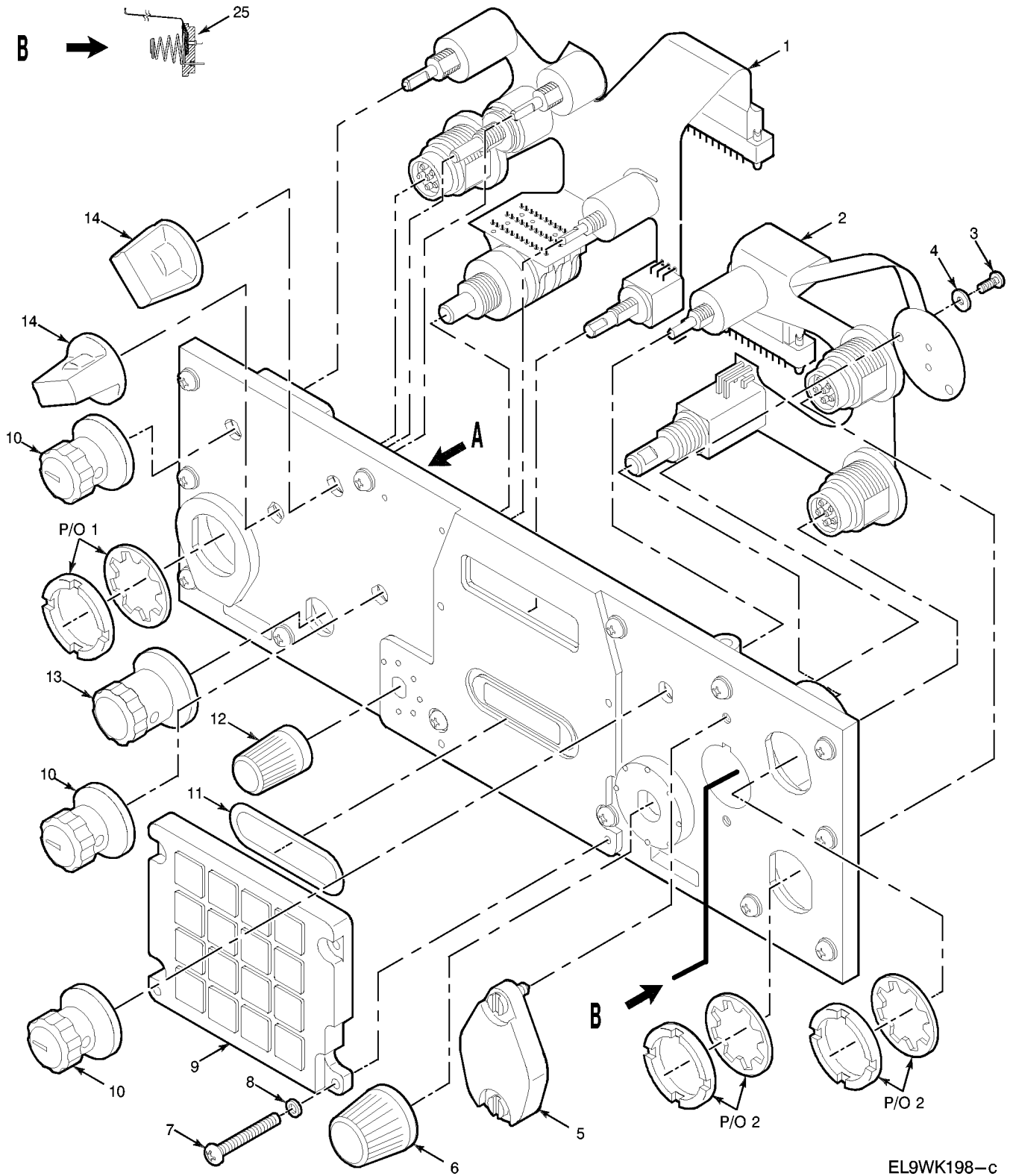
SECTION II			TM11-5820-890-20P-1			
(1)	(2)	(3)	(4)	(5)	(6)	(7)
ITEM	SMR			PART		
NO	CODE	NSN	CAGEC	NUMBER	DESCRIPTION AND USABLE ON CODES(UOC)	QTY

GROUP 2813 RECEIVER-TRANSMITTER
CONTROL SUBASSEMBLY

FIGURE 84

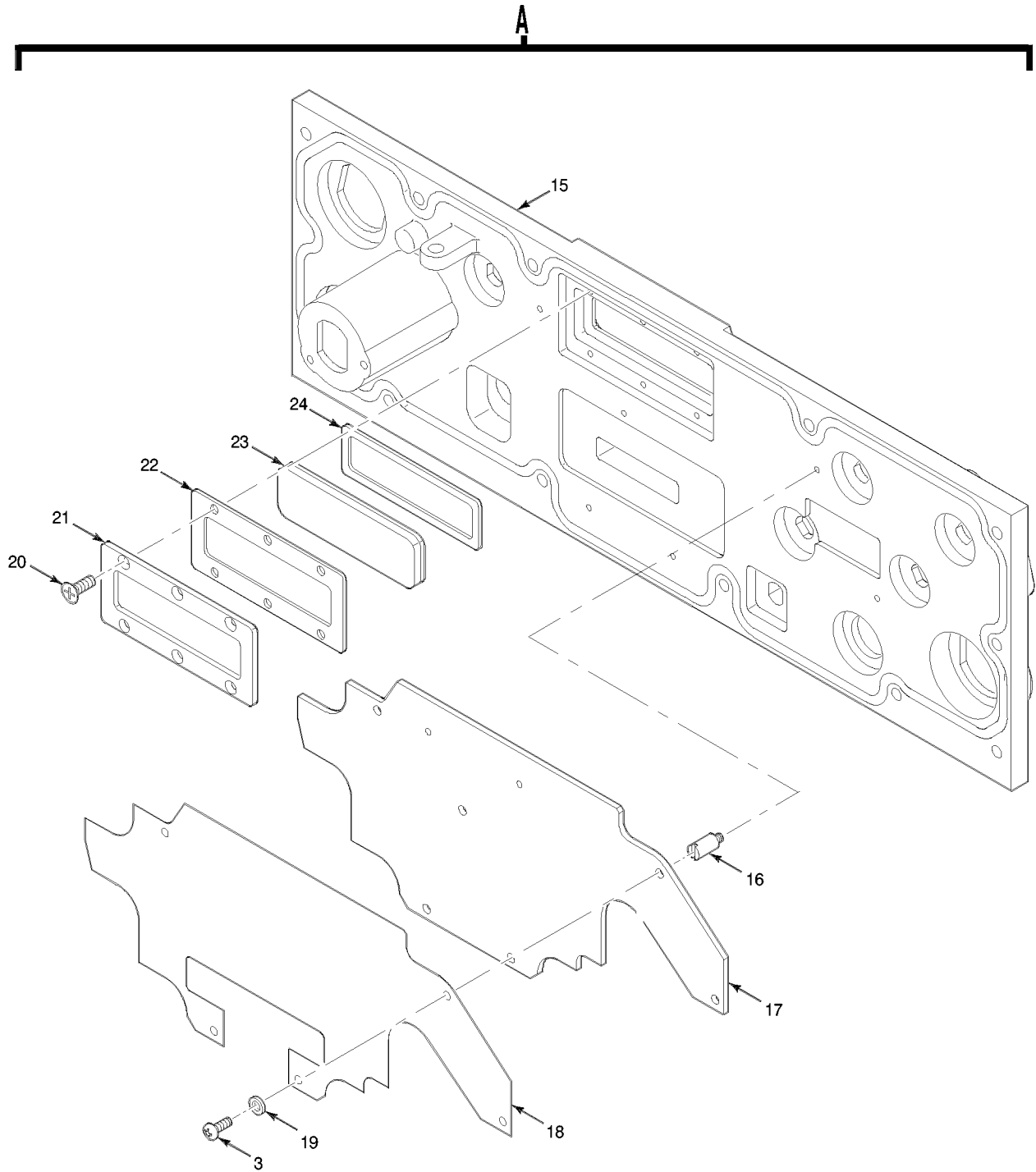
2	PAOZZ	5305013391093	5M496	3140090-6	SCREW, MACHINE.....	8
3	PAOZZ	5340013157952	80063	A3017838-1	STRIKE, CATCH.....	4
4	PAOZZ	5305012000197	97539	SM4X6MM	SCREW, SEAL.....	1
6	PAOZZ	5305013154647	80063	A3013117-52	SCREW, MACHINE.....	8
7	PAOZZ	5340013194710	80063	A3148006-4	BRACKET, MOUNTING.....	1
9	PAOZZ	5340013464291	80063	A3132871-2	CAP, PROTECTIVE, DUST.....	3
10	PAOZZ	5340012981454	80063	A3148007-4	HANDLE, BOW.....	1

END OF FIGURE



EL9WK198-c

Figure 85. Receiver-Transmitter Control Panel Assembly (Sheet 1 of 2)



EL9WK199

Figure 85. Receiver-Transmitter Control Panel Assembly (Sheet 2 of 2)

TM 11-5820-890-20P-1

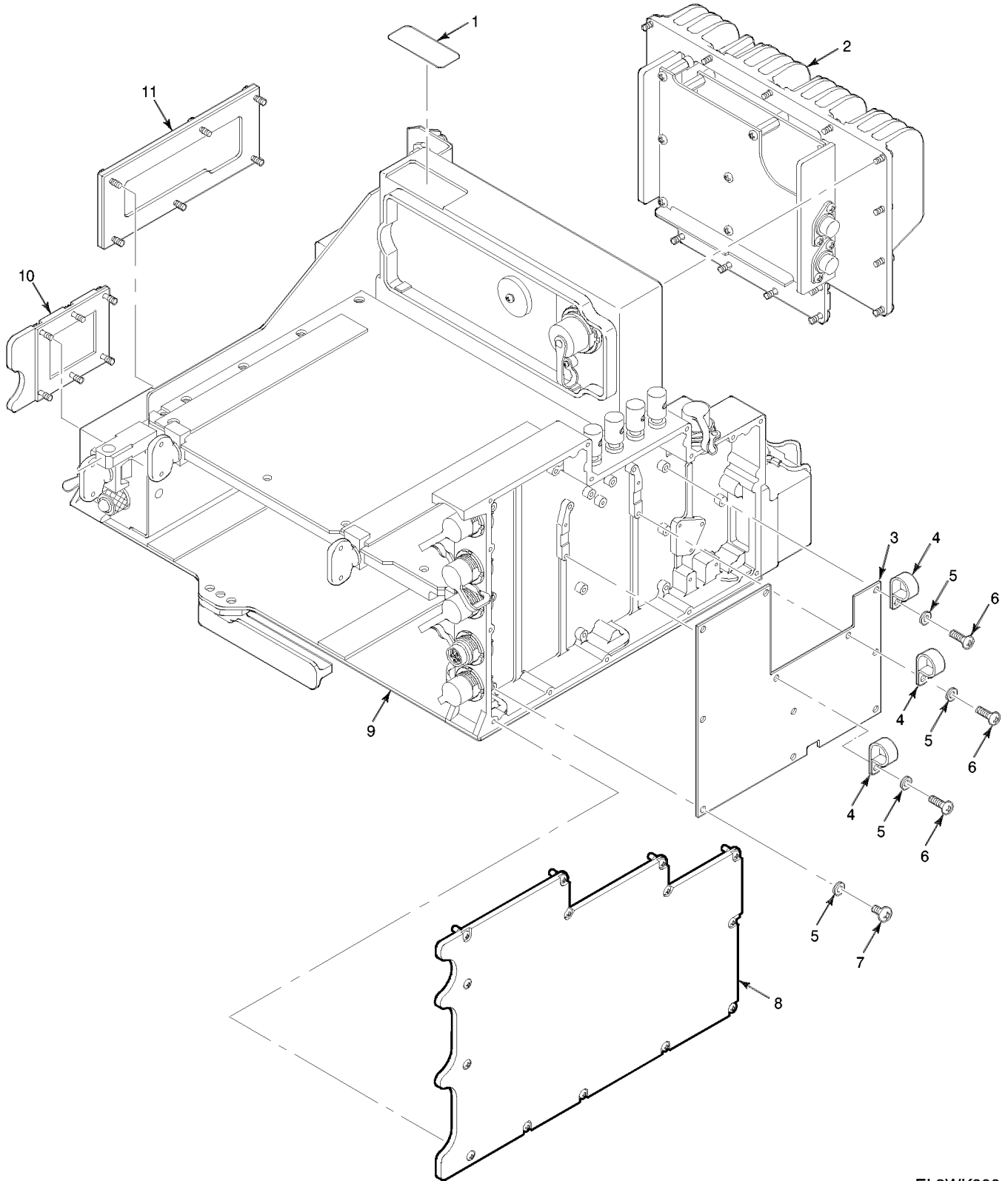
SECTION II			TM11-5820-890-20P-1			
(1)	(2)	(3)	(4)	(5)	(6)	(7)
ITEM	SMR			PART		
NO	CODE	NSN	CAGEC	NUMBER	DESCRIPTION AND USABLE ON CODES(UOC)	QTY

GROUP 281301 CONTROL PANEL ASSEMBLY

FIGURE 85

5	PAOZZ	6160013371832	80063	A3017808-1	COVER,BATTERY RETAI.....	1
6	PAOZZ	5355013157948	80063	A3148143-1	KNOB.....	1
10	PAOZZ	5355013157949	80063	A3148145-1	KNOB.....	3
12	PAOZZ	5355013157946	80063	A3148142-1	KNOB.....	1
13	PAOZZ	5355013157947	80063	A3148144-1	KNOB.....	1
14	PAOZZ	5355013543219	80063	A3148141-1	KNOB.....	2

END OF FIGURE



EL9WK200

Figure 86. Vehicular Amplifier-Adapter AM-7239/VRC

TM 11-5820-890-20P-1

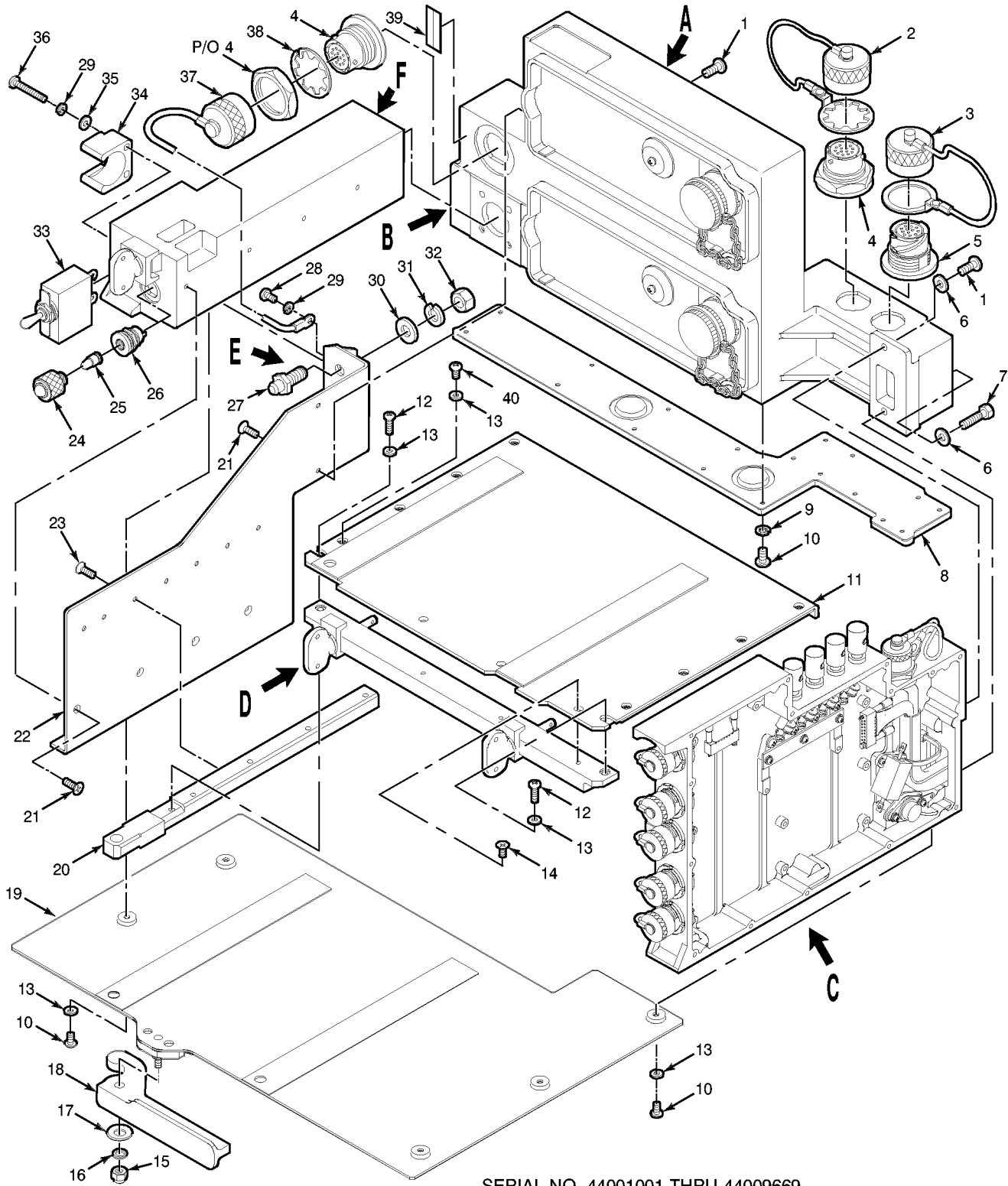
SECTION II			TM11-5820-890-20P-1		(6)	(7)
(1)	(2)	(3)	(4)	(5)		
ITEM	SMR			PART		
NO	CODE	NSN	CAGEC	NUMBER	DESCRIPTION AND USABLE ON CODES(UOC)	QTY

GROUP 29 VEHICULAR AMPLIFIER ADAPTER
AM-7239/VRC

FIGURE 86

11	PAOZZ	5895012014084	80063	A3013421-1	COVER,ELECTRONIC CO HOUSING.....	1
					UOC:EW3	

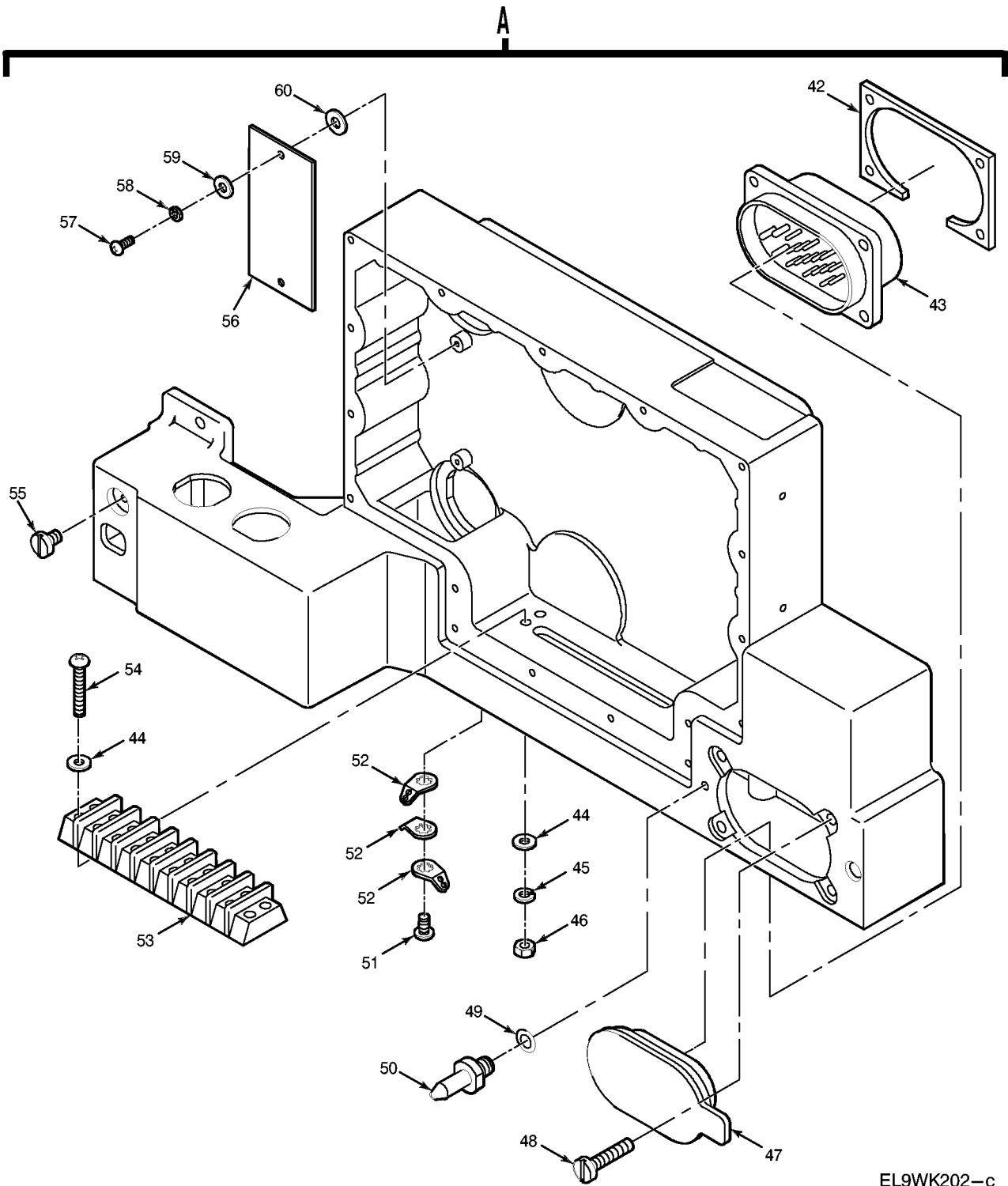
END OF FIGURE



SERIAL NO. 44001001 THRU 44009669

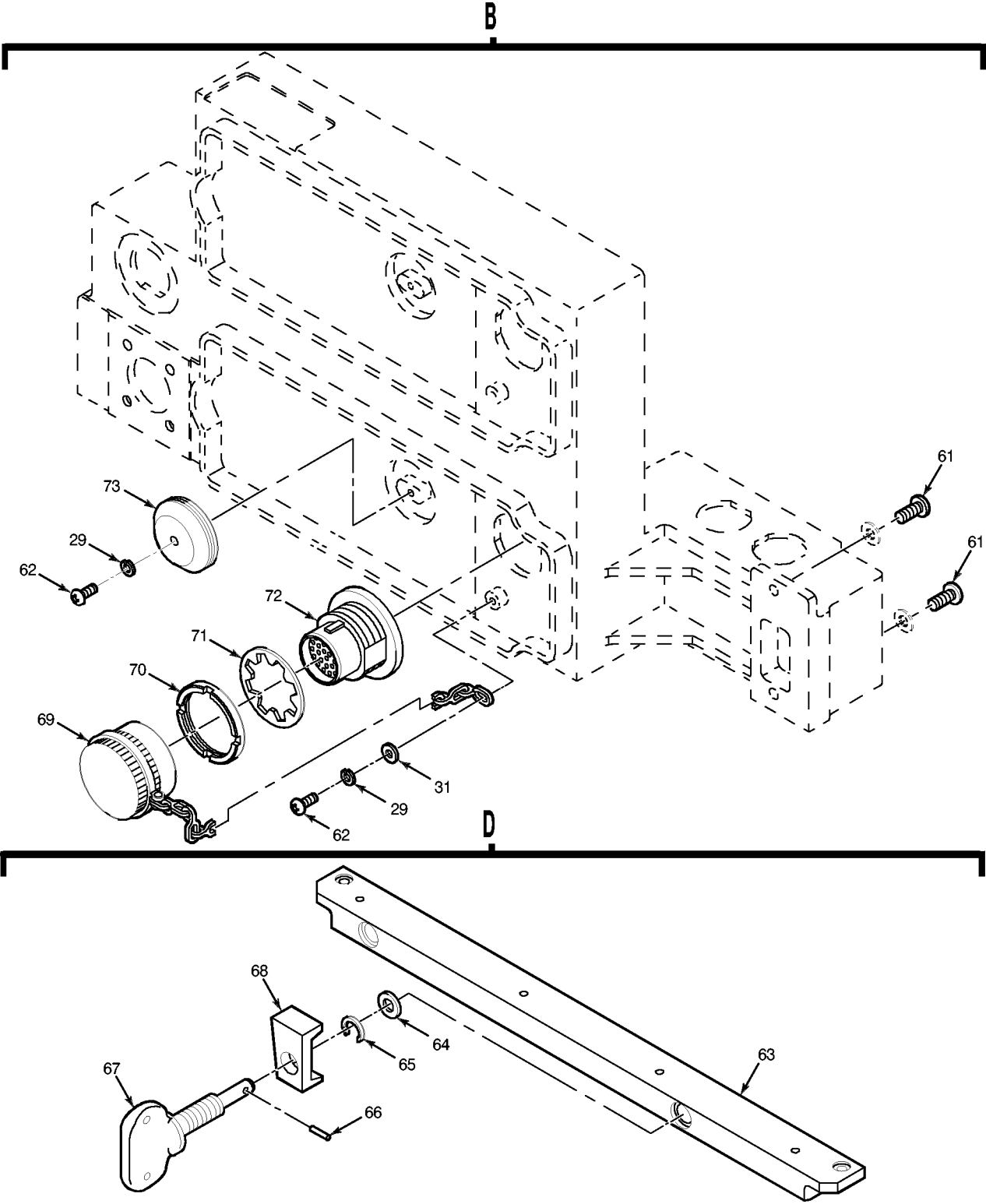
EL9WK201

Figure 87. Electrical Equipment Chassis - Amplifier-Adapter Assembly (Sheet 1 of 10)



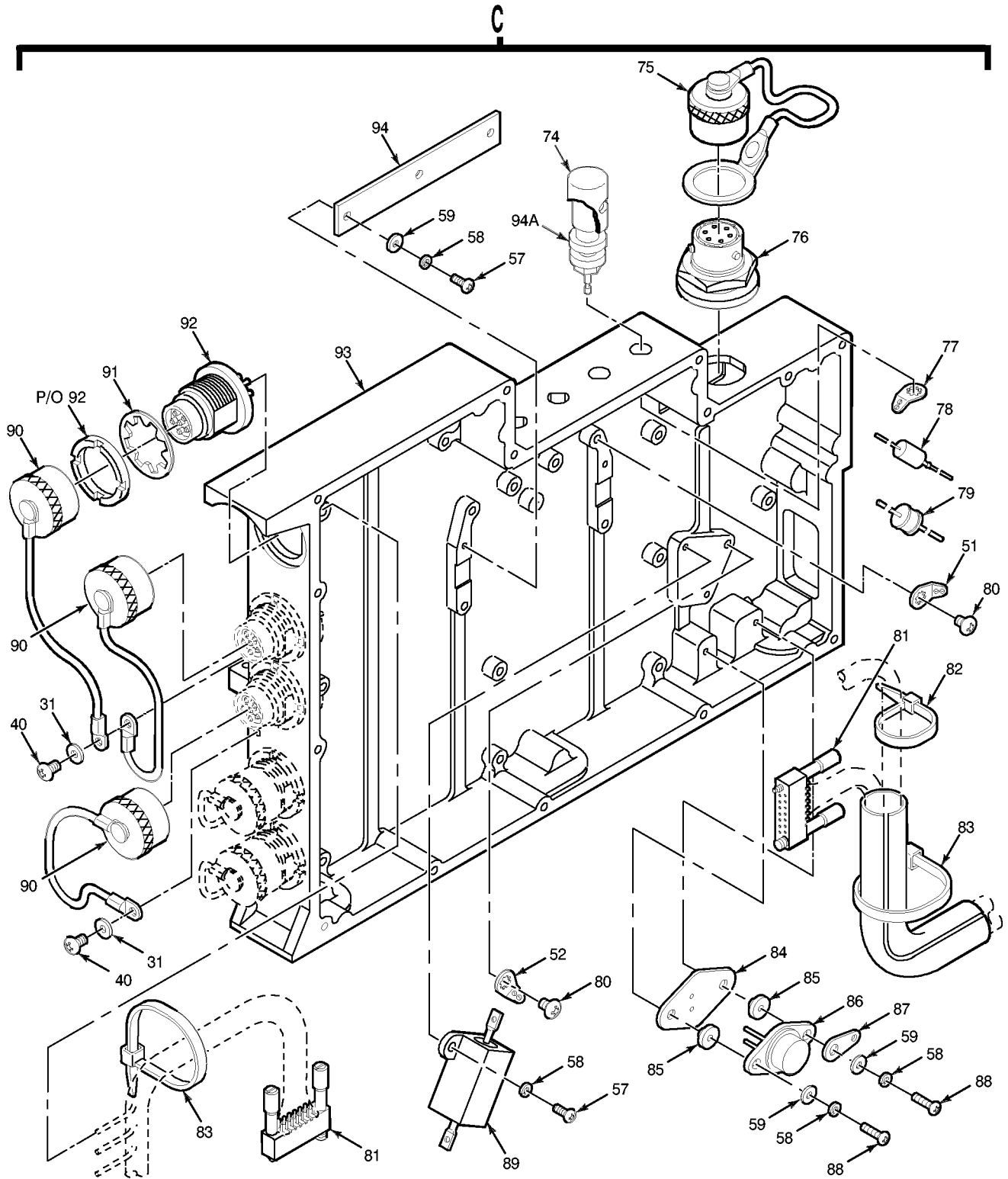
EL9WK202-c

Figure 87. Electrical Equipment Chassis - Amplifier-Adapter Assembly (Sheet 2 of 10)



EL9WK203

Figure 87. Electrical Equipment Chassis - Amplifier-Adapter Assembly (Sheet 3 of 10)



EL9WK204

Figure 87. Electrical Equipment Chassis - Amplifier-Adapter Assembly (Sheet 4 of 10)

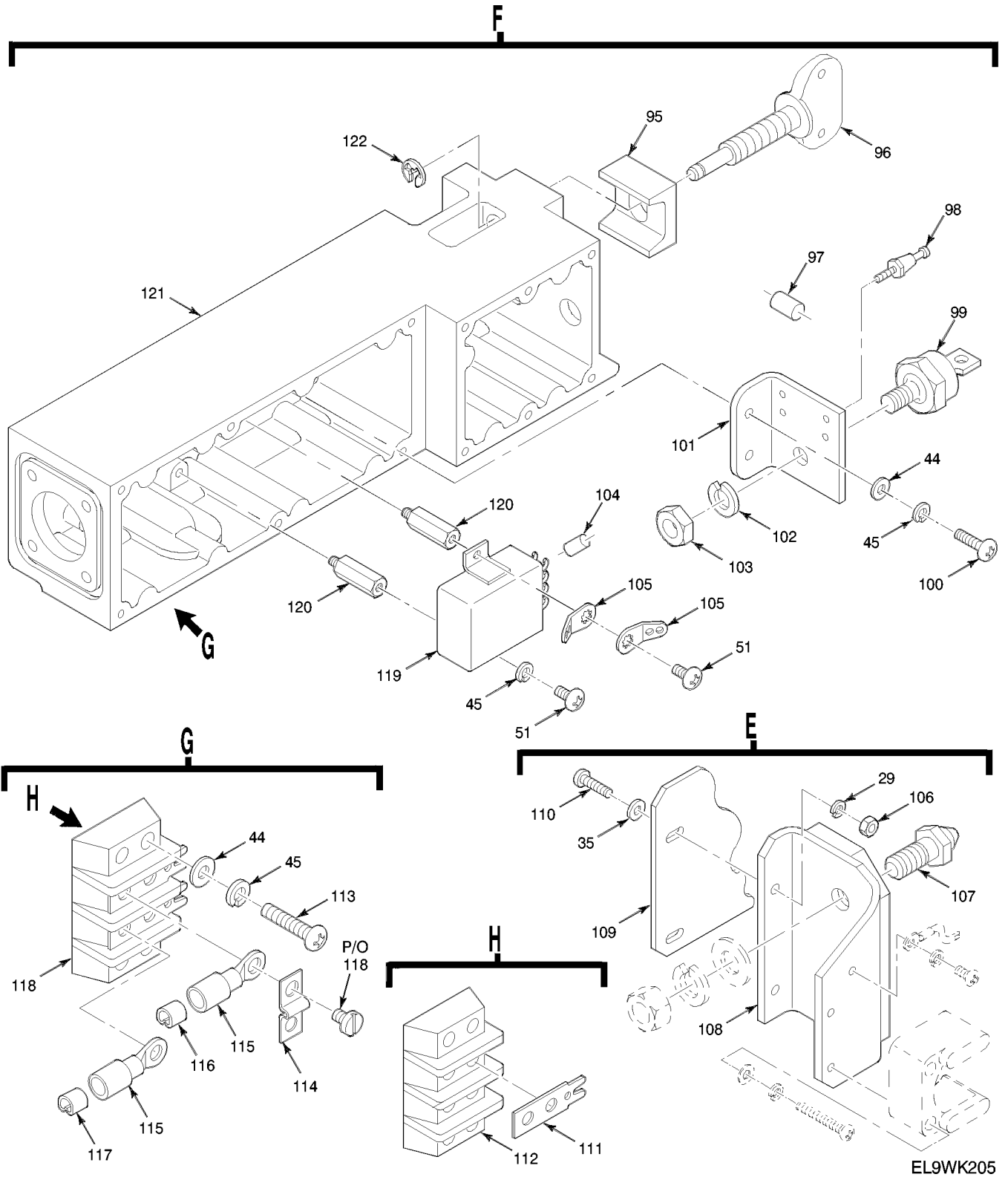
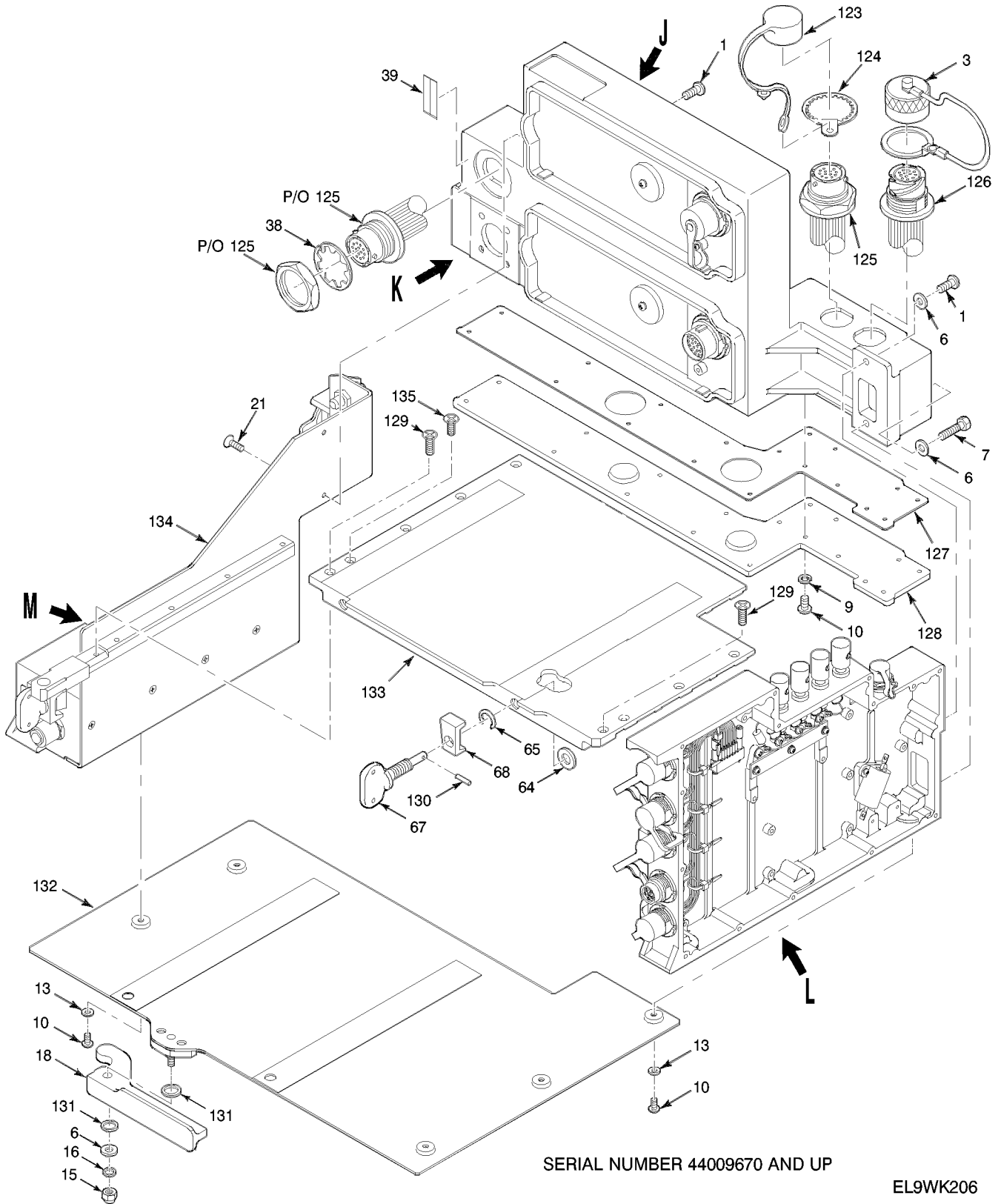


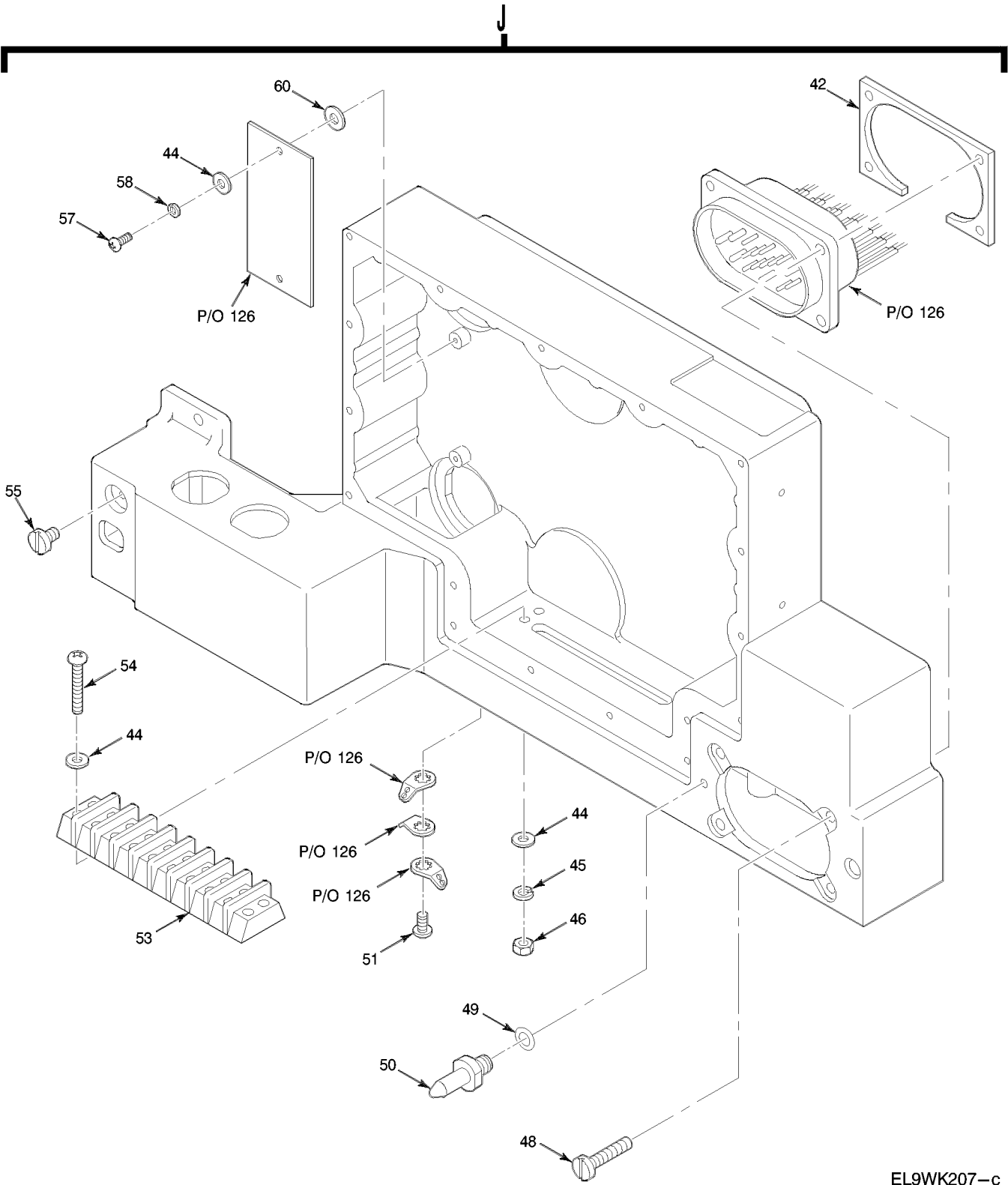
Figure 87. Electrical Equipment Chassis - Amplifier-Adapter Assembly (Sheet 5 of 10)



SERIAL NUMBER 44009670 AND UP

EL9WK206

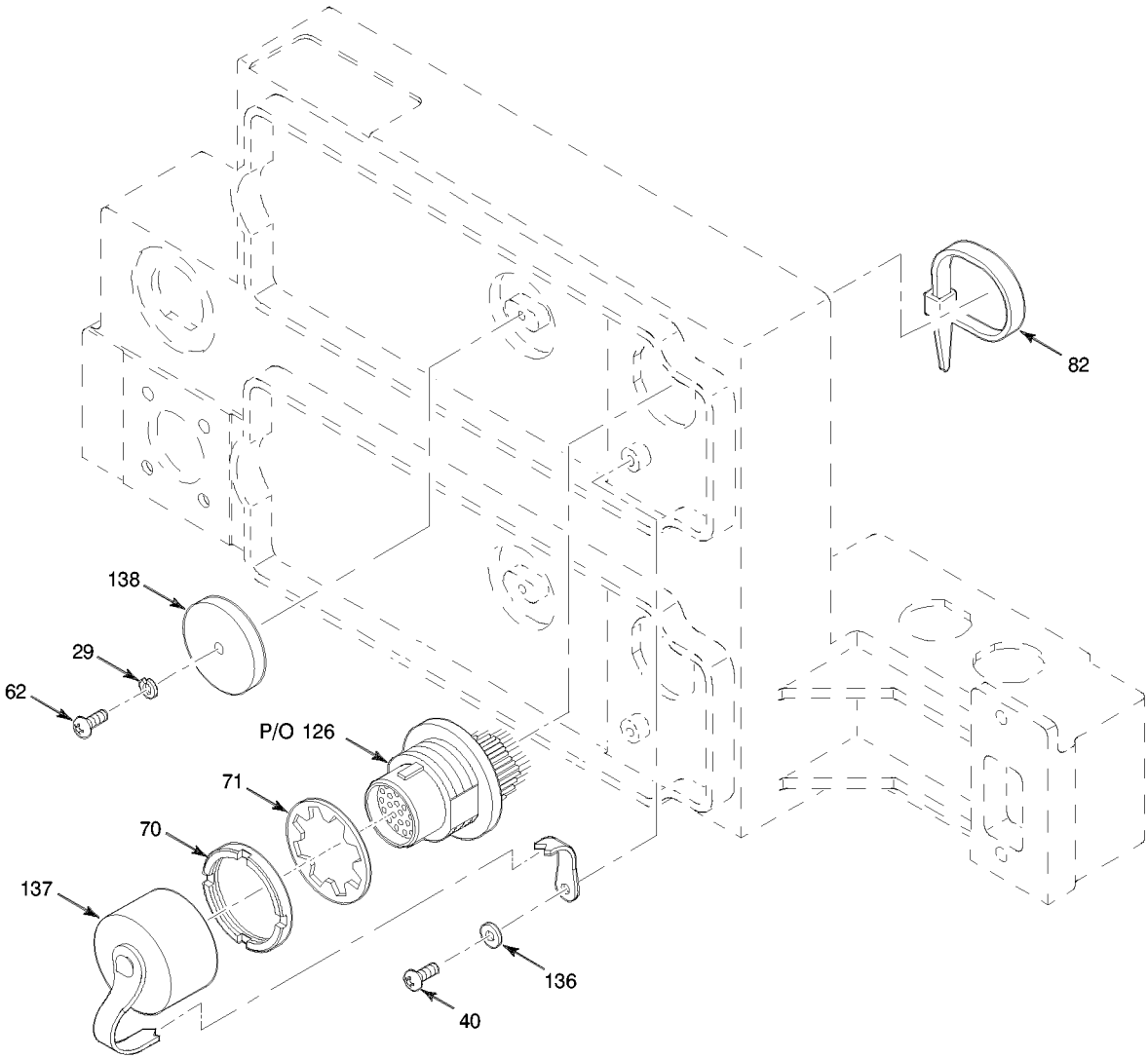
Figure 87. Electrical Equipment Chassis - Amplifier-Adapter Assembly (Sheet 6 of 10)



EL9WK207-c

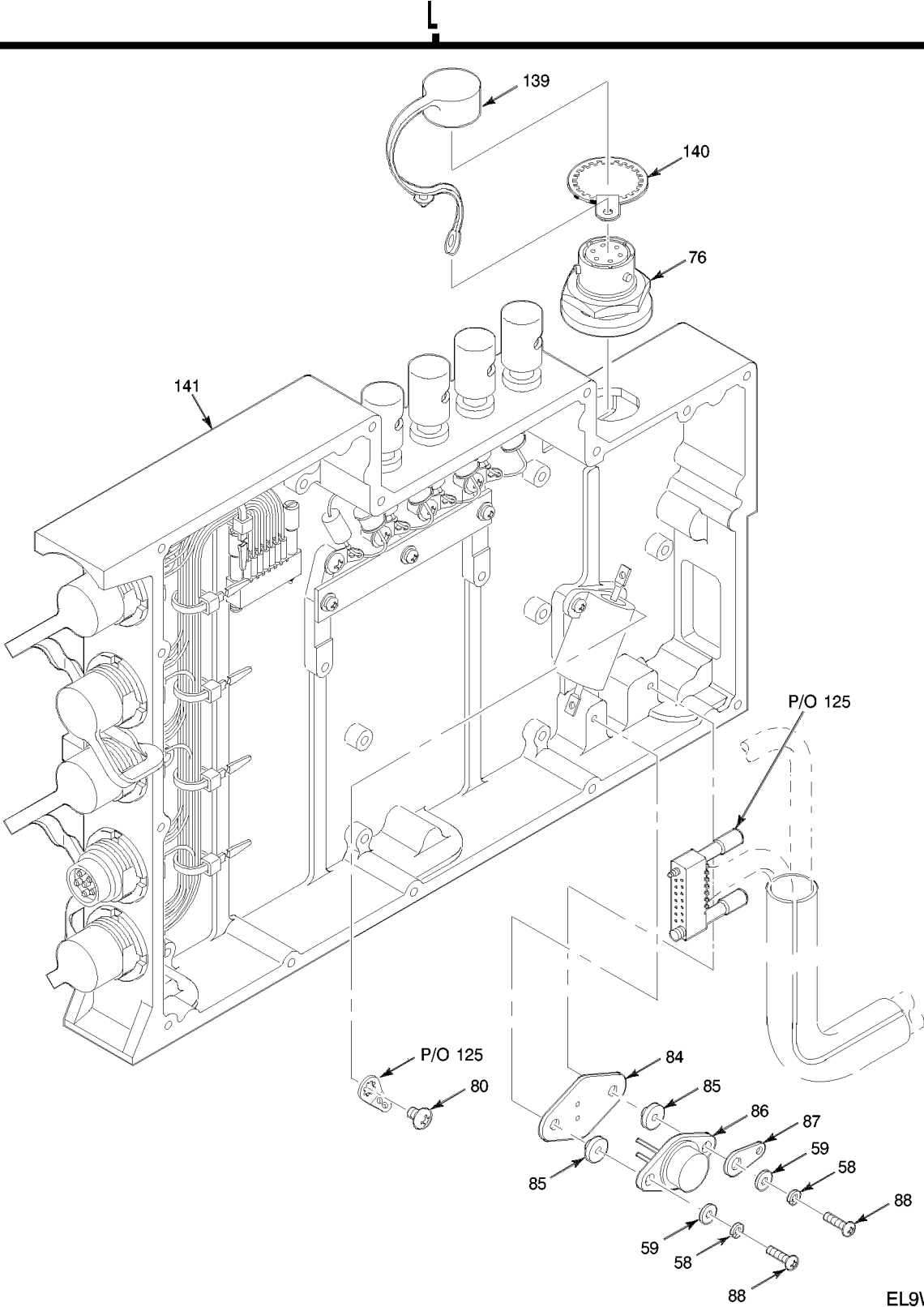
Figure 87. Electrical Equipment Chassis - Amplifier-Adapter Assembly (Sheet 7 of 10)

K



EL9WK208

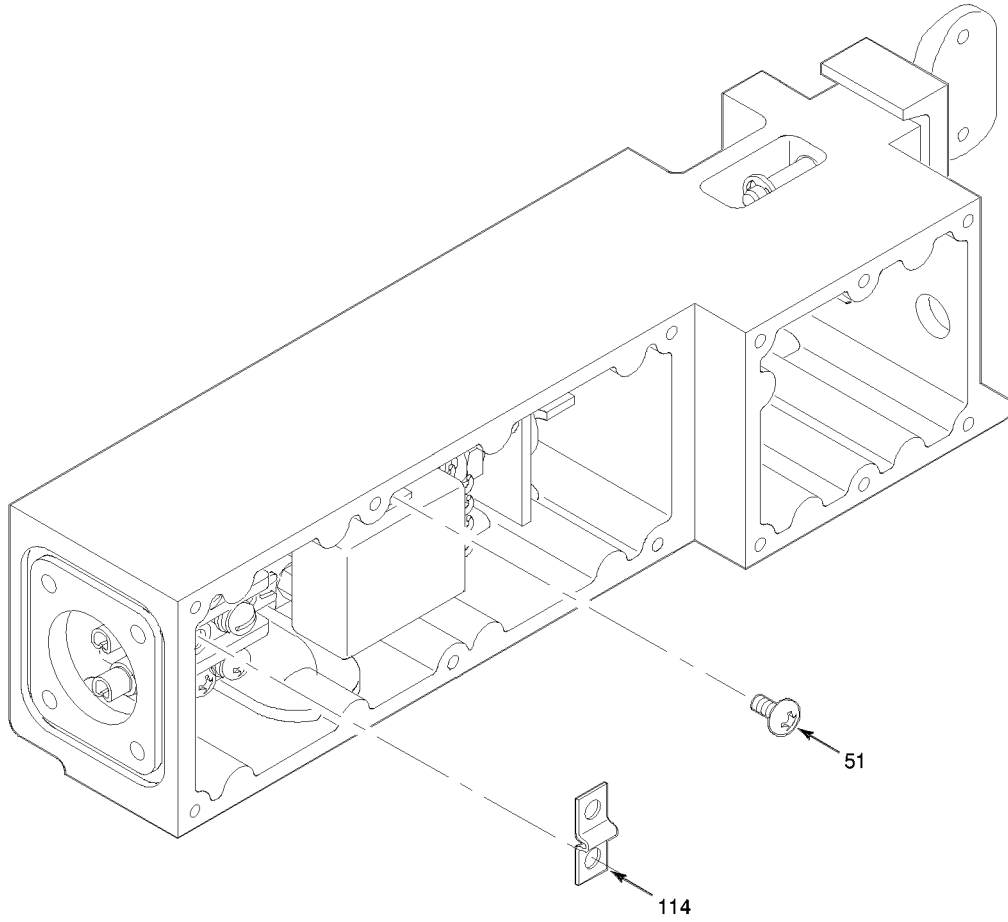
Figure 87. Electrical Equipment Chassis - Amplifier-Adapter Assembly (Sheet 8 of 10)



EL9WK209

Figure 87. Electrical Equipment Chassis - Amplifier-Adapter Assembly (Sheet 9 of 10)

M



EL9WK210

Figure 87. Electrical Equipment Chassis - Amplifier-Adapter Assembly (Sheet 10 of 10)

TM 11-5820-890-20P-1

SECTION II			TM11-5820-890-20P-1			
(1)	(2)	(3)	(4)	(5)	(6)	(7)
ITEM NO	SMR CODE	NSN	CAGEC	PART NUMBER	DESCRIPTION AND USABLE ON CODES(UOC)	QTY
GROUP 2901 ELECTRICAL EQUIPMENT CHASSIS-AMPLIFIER ADAPTER ASSEMBLY						
FIGURE 87						
10	PAOZZ	5305012984982	80063	A3018193-8	SCREW,MACHINE.....	23
					UOC:EW3	
11	XBOZZ		80063	A3013419-1	SHELF,ELECTRICAL EQ (SERIAL NUMBER. EFFECTIVITY 44001001 THRU 44009669)	1
					UOC:EW3	
12	PAOZZ	5305014659539	80063	A3140090-13	SCREW,SELF-LOCKING.....	2
					UOC:EW3	
13	PAOZZ	5310012681237	80063	A3013128-8	WASHER,LOCK.....	35
					(QTY REQUIRED 15 EA SERIAL NUMBER EFFECTIVITY 44001251 AND SUBSEQUENT)	
					UOC:EW3	
14	PAOZZ	5305013601585	80063	A3140088-1	SCREW,CAP,SOCKET HE (SERIAL NUMBER. EFFECTIVITY 44001001 THRU 44009669)	4
					UOC:EW3	
15	PAOZZ	5310012656994	72962	E20057-M4	NUT,SELF-LOCKING,HE.....	1
					UOC:EW3	
16	PAOZZ	5310007649564	80205	NAS620C416L	WASHER,FLAT.....	1
					UOC:EW3	
17	XBOZZ		29440	ST5	WASHER,SPRING TENSI (SERIAL NUMBER. EFFECTIVITY 44001001 THRU 44009669)	1
					UOC:EW3	
18	PAOZZ	3040012612630	80063	A3168012-1	LEVER,MANUAL CONTRO.....	1
					UOC:EW3	
19	PBOZZ	5340013196707	80063	A3132853-1	PLATE,MOUNTING,TRAN (SERIAL NUMBER. EFFECTIVITY 44001001 THRU 44009669)	1
					UOC:EW3	
20	PAOZZ	5340014494268	80063	A3013570-1	SLIDE SECTION,DRAWE.....	1
					UOC:EW3	
23	PAOZZ	5305012252586	80063	A3013116-2	SCREW,MACHINE.....	13
					(QTY REQUIRED 7 EA SERIAL NUMBER EFFECTIVITY 44001251 AND SUBSEQUENT)	
					UOC:EW3	
24	PAOZZ	6210001515276	81349	LC36GD2	LENS,LIGHT.....	1
					UOC:EW3	
25	PAOZZ	6240007637744	08806	GE387	LAMP,INCANDESCENT.....	1
					UOC:EW3	
27	PAOZZ	5315012806209	80063	A3013573-2	PIN,SHOULDER,HEADLE (SERIAL NUMBER EFFECTIVITY 44001251 AND SUBSEQUENT)	1
					UOC:EW3	
28	PAOZZ	5305012252587	51792	A3013117-2	SCREW,MACHINE.....	1
					UOC:EW3	
29	PAOZZ	5310012032654	31550	517707-3	WASHER,FLAT.....	9
					(QTY REQUIRED 1 EA SERIAL NUMBER EFFECTIVITY 44009670 AND SUBSEQUENT)	
					UOC:EW3	

TM 11-5820-890-20P-1

SECTION II		TM11-5820-890-20P-1			(6)	(7)
(1)	(2)	(3)	(4)	(5)		
ITEM	SMR			PART		
NO	CODE	NSN	CAGEC	NUMBER	DESCRIPTION AND USABLE ON CODES(UOC)	QTY
30	PAOZZ	5310013077702	80063	A3013129-8	WASHER, FLAT.....	1
					UOC:EW3	
31	PAOZZ	5310012681237	80063	A3013128-8	WASHER, LOCK.....	1
					UOC:EW3	
32	PAOZZ	5310012663060	51792	A3013109-8	NUT, PLAIN, HEXAGON.....	1
					UOC:EW3	
34	PAOZZ	5340012004158	80063	A3013418-1	CLAMP, SYNCHRO.....	1
					UOC:EW3	
35	PAOZZ	5310012253588	8U495	A3013129-3	WASHER, FLAT (SERIAL NUMBER.....	10
					EFFECTIVITY 44001001 THRU 44001250)	
					(QTY REQUIRED 10 EACH SERIAL NUMBER	
					EFFECTIVITY 44001251 THRU 44009669)	
					UOC:EW3	
36	PAOZZ	5305012003941	80063	A3013117-30	SCREW, MACHINE.....	2
					UOC:EW3	
37	PAOZZ	5935012013907	25330	GC-861-12112	COVER, ELECTRICAL CO (SERIAL NUMBER..	1
					EFFECTIVITY 44001001 THRU 44009669)	
					UOC:EW3	
40	PAOZZ	5305013355185	80063	A3140090-2	SCREW, SELF-LOCKING (SERIAL NUMBER..	10
					EFFECTIVITY 44001251 THRU 44009669)	
					(QTY REQUIRED 1 EACH SERIAL NUMBER	
					EFFECTIVITY 44009670 AND SUBSEQUENT)	
					UOC:EW3	
44	PAOZZ	5310012032654	81349	D70342/2-032	WASHER, FLAT.....	14
					UOC:EW3	
47	XBOZZ		31550	501342-2	COVER, ELECTRICAL CO (SERIAL NUMBER..	1
					EFFECTIVITY 44001001 THRU 44009669)	
					UOC:EW3	
49	PAOZZ	5331001675165	81349	M83248/1-901	O-RING.....	1
					UOC:EW3	
50	PAOZZ	5315013028535	80063	A3018226-1	PIN, STRAIGHT, THREAD.....	1
					UOC:EW3	
55	PAOZZ	5305012000197	97539	SM4X6MM	SCREW, SEAL.....	1
					UOC:EW3	
62	PAOZZ	5305012006253	51792	511357-3	SCREW, MACHINE.....	4
					(QTY REQUIRED 4 EA SERIAL NUMBER	
					EFFECTIVITY 44001251 AND SUBSEQUENT)	
					UOC:EW3	
63	XBOZZ		80063	A3013605-1	STRUCTURAL SECTION.....	1
					UOC:EW3	
64	PAOZZ	5310009890640	80205	NAS620C10	WASHER, FLAT.....	2
					UOC:EW3	
65	PAOZZ	5325008450286	96906	MS16632-4031	RING, RETAINING.....	2
					UOC:EW3	
66	PAOZZ	5315000589698	80205	MS16562-191	PIN, SPRING (SERIAL NUMBER.....	2
					EFFECTIVITY 44001001 THRU 44009669)	
					UOC:EW3	
67	PAOZZ	5305013044993	80063	A3132831-1	THUMBSCREW.....	2
					UOC:EW3	
68	PAOZZ	5340012006617	80063	A3013608-1	CLAMP, SYNCHRO.....	2
					UOC:EW3	

TM 11-5820-890-20P-1

SECTION II		TM11-5820-890-20P-1				
(1)	(2)	(3)	(4)	(5)	(6)	(7)
ITEM	SMR			PART		
NO	CODE	NSN	CAGEC	NUMBER	DESCRIPTION AND USABLE ON CODES(UOC)	QTY
69	PAOZZ	5935012013905	25330	GC-867	COVER,ELECTRICAL CO.....	2
					UOC:EW3	
73	XBOZZ		80063	A3013561-1	RING,EXTERNALLY THR (SERIAL NUMBER.	2
					EFFECTIVITY 44001001 THRU 44009669)	
					UOC:EW3	
74	PAOZZ	5999013889075	72825	9766-285-07-01	COVER,ACCESS.....	4
					UOC:EW3	
90	PAOZZ	5935012280709	25330	GC-868	COVER,ELECTRICAL CO (SERIAL NUMBER.	5
					EFFECTIVITY 44001001 THRU 44009669)	
					UOC:EW3	
95	PAOZZ	5340012013440	80063	A3013603-1	CLAMP,SYNCHRO.....	1
					UOC:EW3	
96	PAOZZ	5305013044994	80063	A3132830-1	THUMBSCREW.....	1
					UOC:EW3	
106	PAOZZ	5310012250913	51792	A3013109-3	NUT,PLAIN,HEXAGON.....	2
					UOC:EW3	
107	XBOZZ	5315012030953	80063	A3013573-1	PIN,SHOULDER,HEADLE (SERIAL NUMBER.	1
					EFFECTIVITY 44001001 THRU 44001250)	
					UOC:EW3	
108	XBOZZ		80063	A3014236-1	BRACKET,DOUBLE ANGL (SERIAL NUMBER.	1
					EFFECTIVITY 44001001 THRU 44001250)	
					UOC:EW3	
110	PAOZZ	5305012427417	51792	A3013117-14	SCREW,MACHINE (SERIAL NUMBER.....	2
					EFFECTIVITY 44001001 THRU 44001250)	
					UOC:EW3	
114	PAOZZ	6150006327234	81349	TBJA	BUS,CONDUCTOR.....	1
					UOC:EW3	
122	PAOZZ	5325007250969	96906	MS16633-4018	RING,RETAINING.....	1
					UOC:EW3	
123	PAOZZ	5340013455988	07099	3132871-9	CAP,PROTECTIVE,DUST (SERIAL NUMBER.	1
					EFFECTIVITY 44009670 AND SUBSEQUENT)	
					UOC:EW3	
129	PAOZZ	5305013749591	80063	A3140088-3	SCREW,SELF-LOCKING (SERIAL NUMBER..	2
					EFFECTIVITY 44009670 AND SUBSEQUENT)	
					UOC:EW3	
130	PAOZZ	5315008473735	80205	MS16562-190	PIN,SPRING (SERIAL NUMBER.....	2
					EFFECTIVITY 44009670 AND SUBSEQUENT)	
					UOC:EW3	
131	XBOZZ		80063	A3167735-1	WASHER,FLAT (SERIAL NUMBER.....	1
					EFFECTIVITY 44009670 AND SUBSEQUENT)	
					UOC:EW3	
132	XBOZZ		80063	A3168013-1	MOUNTING BASE,ELEC (SERIAL NUMBER..	1
					EFFECTIVITY 44009670 AND SUBSEQUENT)	
					UOC:EW3	
133	XBOZZ		80063	A3148039-1	SHELF,ELECTRICAL (SERIAL NUMBER....	1
					EFFECTIVITY 44009670 AND SUBSEQUENT)	
					UOC:EW3	
135	XBOZZ	5305013690871	80063	A3140088-2	SCREW,MACHINE (SERIAL NUMBER.....	7
					EFFECTIVITY 44009670 AND SUBSEQUENT)	
					UOC:EW3	
136	XBOZZ		88044	AN960XC4	WASHER,FLAT (SERIAL NUMBER.....	1
					EFFECTIVITY 44009670 AND SUBSEQUENT)	
					UOC:EW3	

TM 11-5820-890-20P-1

SECTION II			TM11-5820-890-20P-1		(6)	(7)
(1)	(2)	(3)	(4)	(5)		
ITEM NO	SMR CODE	NSN	CAGEC	PART NUMBER	DESCRIPTION AND USABLE ON CODES(UOC)	QTY
137	PAOZZ	5340013572333	07099	3132871-4	CAP,PROTECTIVE,DUST (SERIAL NUMBER. EFFECTIVITY 44009670 AND SUBSEQUENT) UOC:EW3	1
138	XBOZZ		80063	A3147844-1	COVER,PROTECTIVE (SERIAL NUMBER.... EFFECTIVITY 44009670 AND SUBSEQUENT) UOC:EW3	1
139	PAOZZ	5340013464291	80063	A3132871-2	CAP,PROTECTIVE,DUST (SERIAL NUMBER. EFFECTIVITY 44009670 AND SUBSEQUENT) UOC:EW3	1

END OF FIGURE

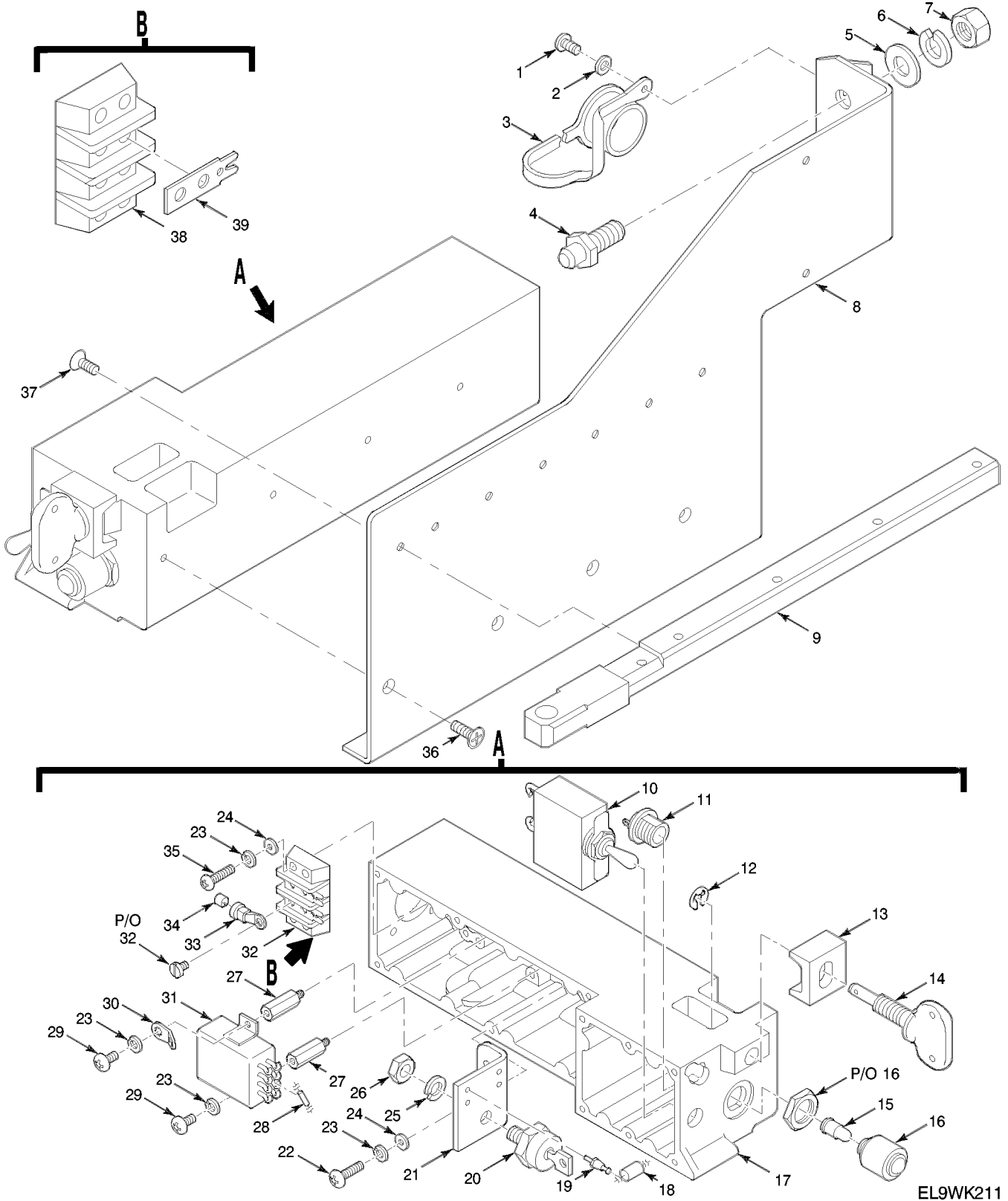


Figure 88. Electronic Component Assembly - Power Control

TM 11-5820-890-20P-1

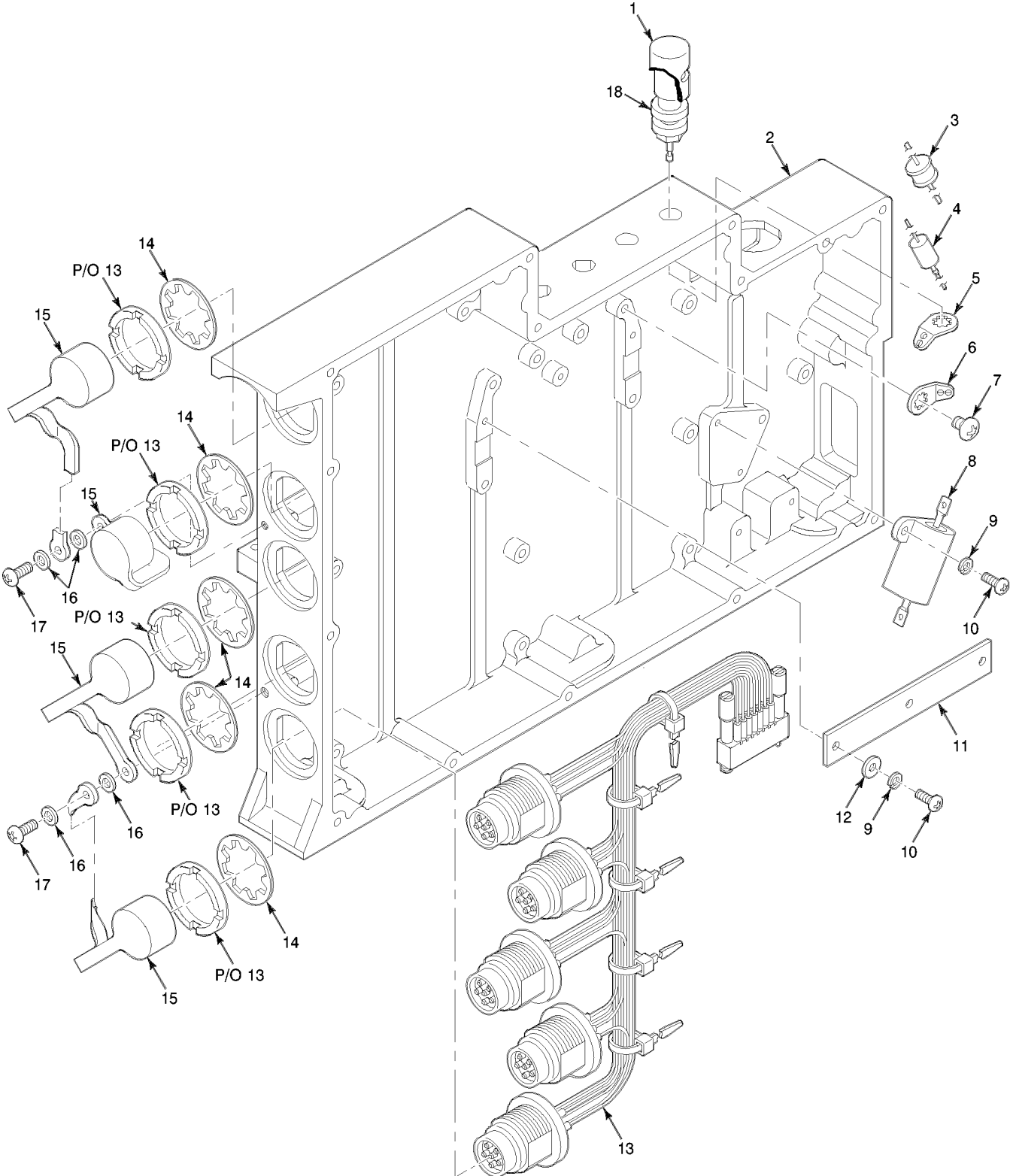
SECTION II			TM11-5820-890-20P-1		(6)	(7)
(1)	(2)	(3)	(4)	(5)		
ITEM	SMR			PART		
NO	CODE	NSN	CAGEC	NUMBER	DESCRIPTION AND USABLE ON CODES(UOC)	QTY

GROUP 290101 ELECTRONIC COMPONENT
ASSEMBLY-POWER CONTROL

FIGURE 88

1	PAOZZ	5305013355185	80063	A3140090-2	SCREW, SELF-LOCKING.....	1
					UOC:EW3	
2	PAOZZ	5310014090185	80205	NAS1149CN432B	WASHER, FLAT.....	1
					UOC:EW3	
3	PAOZZ	5340013462498	07099	3132871-3	CAP, PROTECTIVE, DUST.....	1
					UOC:EW3	
9	PAOZZ	5340014494268	80063	A3013570-1	SLIDE SECTION, DRAWE.....	1
					UOC:EW3	
12	PAOZZ	5325007250969	96906	MS16633-4018	RING, RETAINING.....	1
					UOC:EW3	
13	PAOZZ	5340012013440	80063	A3013603-1	CLAMP, SYNCHRO.....	1
					UOC:EW3	
14	PAOZZ	5305013044994	80063	A3132830-1	THUMBSCREW.....	1
					UOC:EW3	
15	PAOZZ	6240007637744	08806	GE387	LAMP, INCANDESCENT.....	1
					UOC:EW3	
16	PAOZZ	5850013720153	80063	A3012672-1	LENS, LIGHT.....	1
					UOC:EW3	
37	XBOZZ	5305013690871	80063	A3140088-2	SCREW, MACHINE.....	7
					UOC:EW3	

END OF FIGURE



EL9WK213

Figure 90. Electronic Component Assembly - One Watt Audio Amplifier

TM 11-5820-890-20P-1

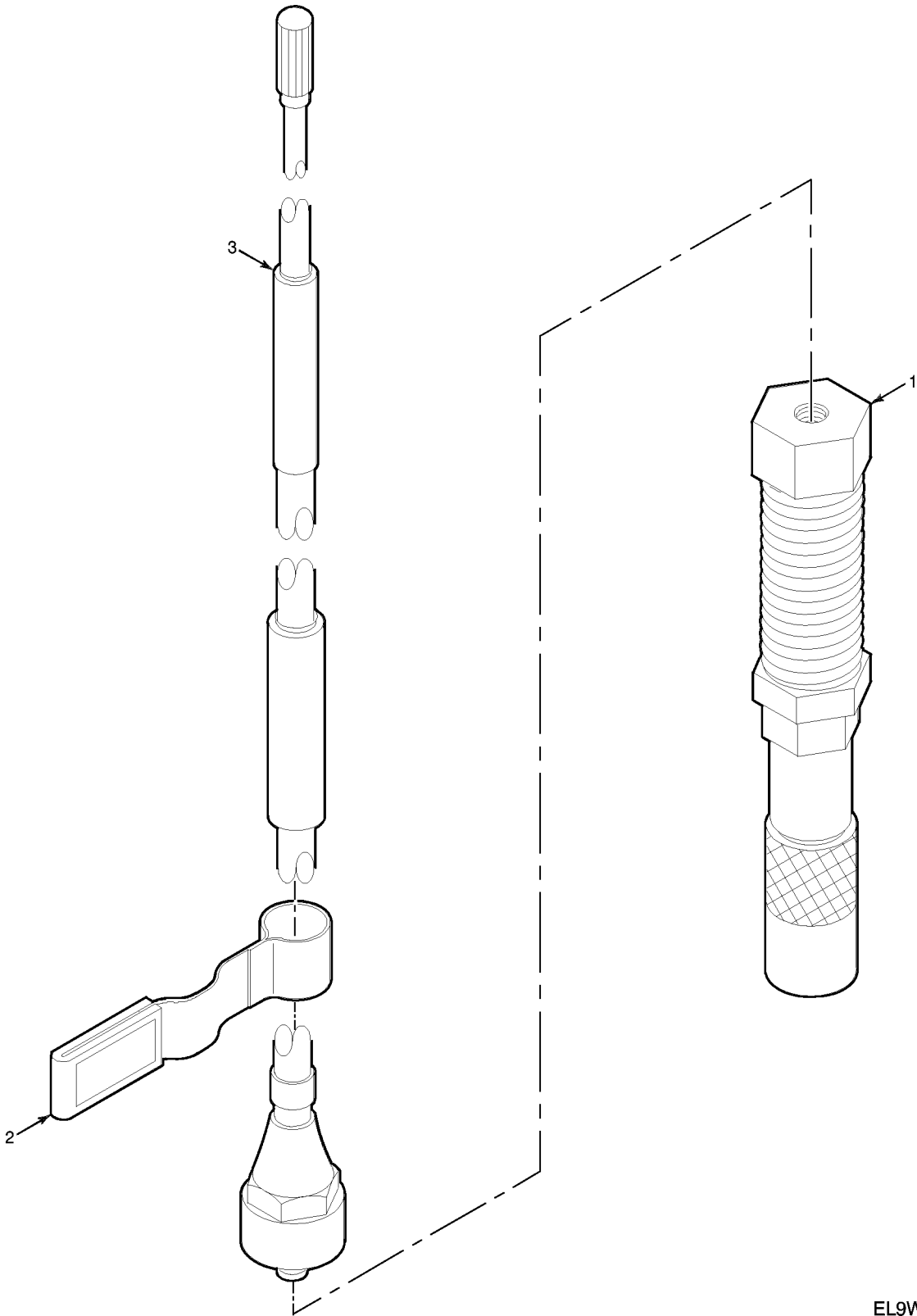
SECTION II			TM11-5820-890-20P-1			
(1)	(2)	(3)	(4)	(5)	(6)	(7)
ITEM	SMR			PART		
NO	CODE	NSN	CAGEC	NUMBER	DESCRIPTION AND USABLE ON CODES(UOC)	QTY

GROUP 290102 ELECTRONIC COMPONENTS
ASSEMBLY-ONE WATT
AUDIO AMPLIFIER

FIGURE 90

1	PAOZZ	5999013889075	72825	9766-285-07-01	COVER,ACCESS.....	4
					UOC:EW3	
15	PAOZZ	5340013464291	80063	A3132871-2	CAP,PROTECTIVE,DUST.....	4
					UOC:EW3	
16	XBOZZ		88044	AN960XC4	WASHER,FLAT.....	4
					UOC:EW3	
17	PAOZZ	5305013691397	80063	A3140090-3	SCREW,SELF-LOCKING.....	2
					UOC:EW3	

END OF FIGURE



EL9WK251A

Figure 104A. Long Manpack Antenna AS-4266A/PRC

TM 11-5820-890-20P-1

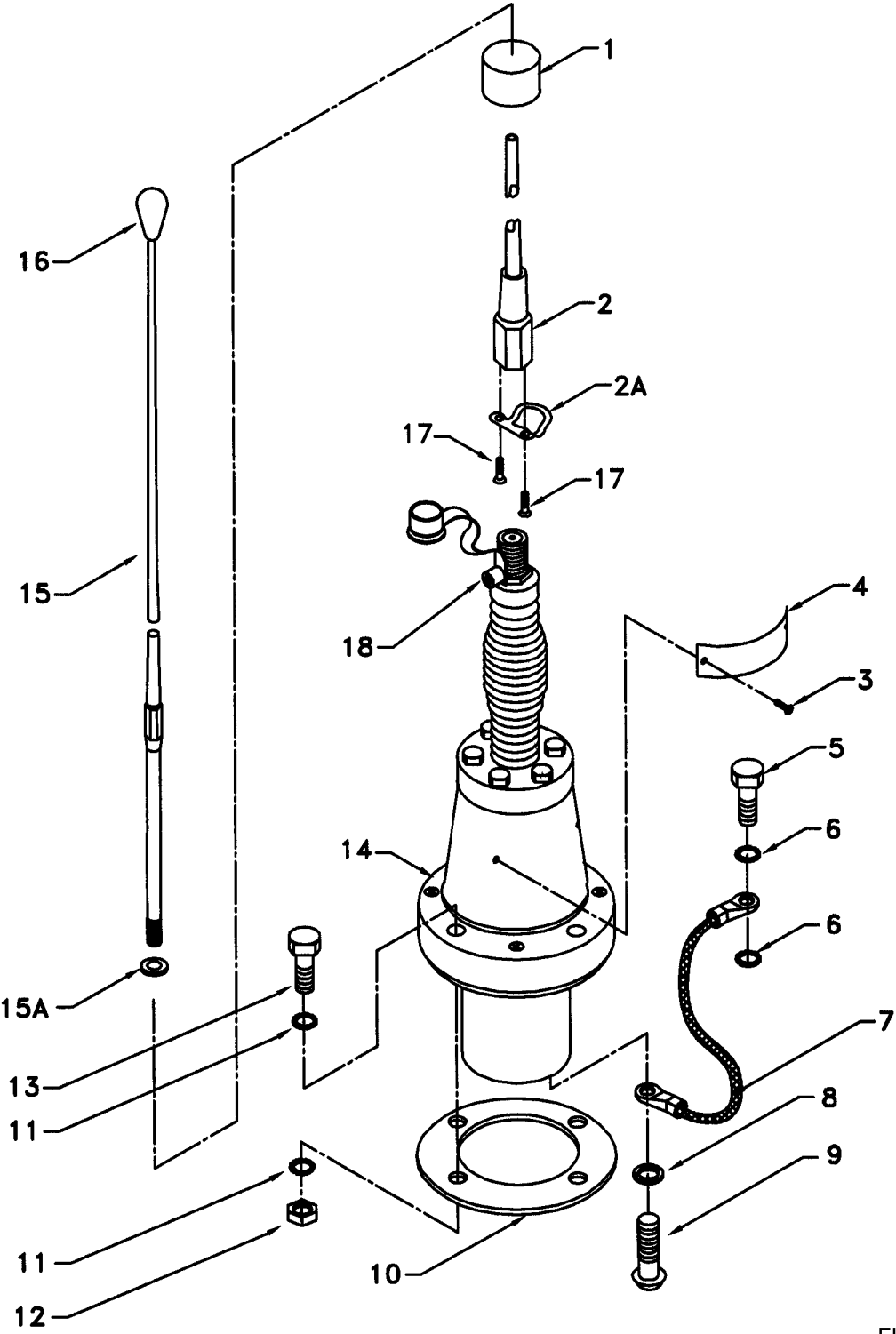
SECTION II			TM11-5820-890-20P-1			
(1)	(2)	(3)	(4)	(5)	(6)	(7)
ITEM	SMR			PART		
NO	CODE	NSN	CAGEC	NUMBER	DESCRIPTION AND USABLE ON CODES(UOC)	QTY

GROUP 31 LONG MANPACK ANTENNA
AS-4266A/PRC

FIGURE 104A

1	PROZZ	5985013833145	80063	A3191126-1	ANTENNA,SUBASSEMBLY.....	1
					UOC:KEW	
1	PAOZZ	5985014386768	80063	A3256530-1	ANTENNA SUBASSEMBLY.....	1
					UOC:KEW	
2	XBOZZ		80063	A3190939-1	FASTENER TAPE,HOOK.....	1
					UOC:KEW	
3	PROZZ	5985013833142	80063	A3190937-1	ANTENNA ELEMENT.....	1
					UOC:KEW	
3	PAOZZ	5985014382224	80063	A3256529-1	ANTENNA ASSEMBLY.....	1
					UOC:KEW	

END OF FIGURE



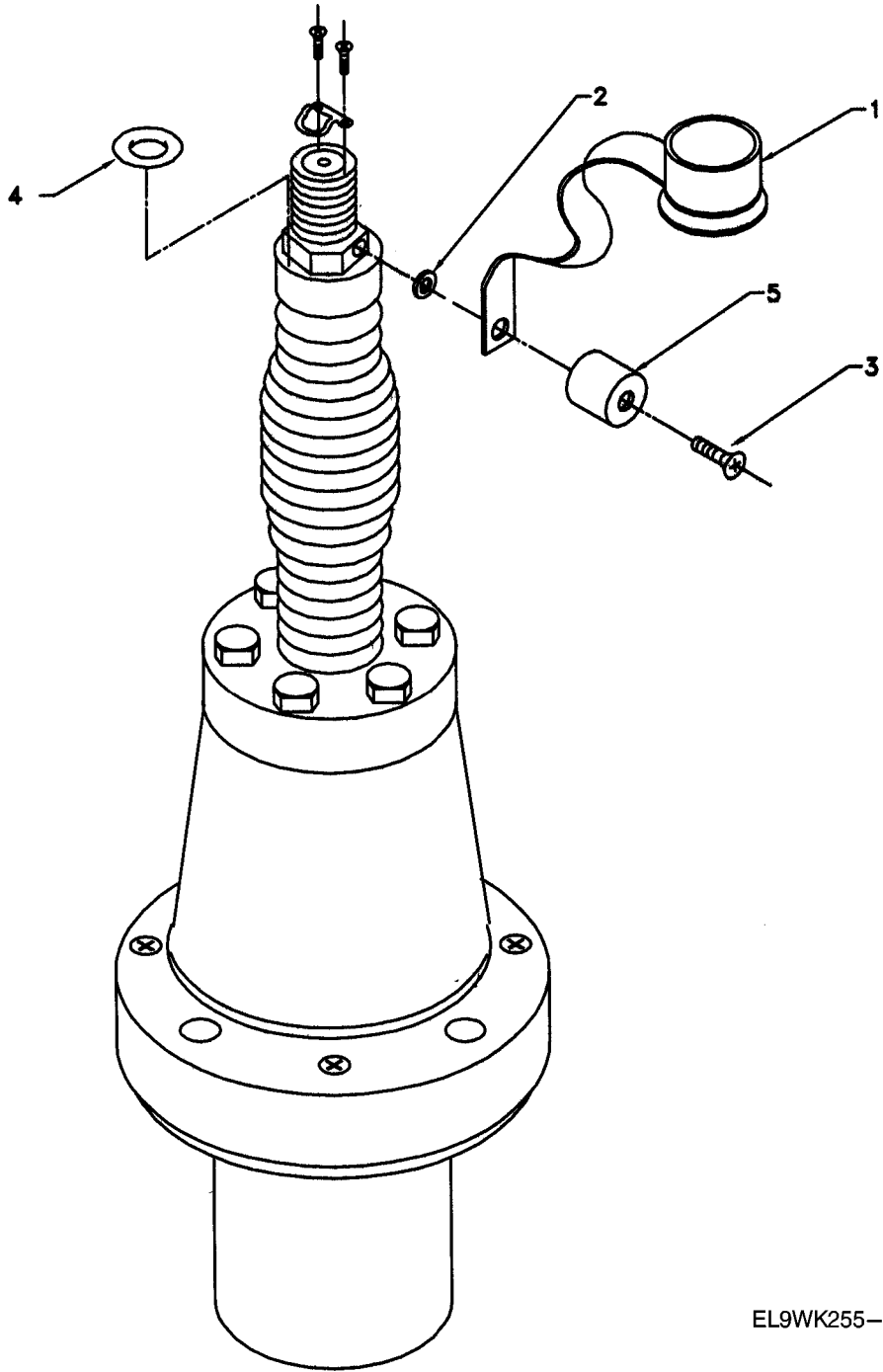
EL9WK254-new

Figure 107. Vehicular Antenna AS-3900A/VRC

TM 11-5820-890-20P-1

SECTION II			TM11-5820-890-20P-1			
(1)	(2)	(3)	(4)	(5)	(6)	(7)
ITEM NO	SMR CODE	NSN	CAGEC	PART NUMBER	DESCRIPTION AND USABLE ON CODES(UOC)	QTY
GROUP 33 VEHICULAR ANTENNA AS-3900A/VRC						
FIGURE 107						
1	PAOZZ	7690013742156	80063	A3018080-1	MARKER, IDENTIFICATI.....	1
2	PAOZZ	5985013068110	80063	A3018230-1	ANTENNA ELEMENT.....	1
2A	PAOZZ	5999014285846	80063	A3013660-1	CONTACT, ELECTRICAL.....	1
3	XBOZZ		96906	MS24626-1	SCREW, TAPPING, THREA.....	2
4	XBOZZ		80063	A3013683-19	PLATE, IDENTIFICATIO.....	1
5	PAOZZ	5306002259086	96906	MS90726-31	BOLT, MACHINE.....	1
6	PAOZZ	5310008892527	96906	MS45904-72	WASHER, LOCK.....	2
7	PAOZZ	6150012145750	80063	A3013552-3	LEAD, ELECTRICAL.....	1
8	PAOZZ	5310012059199	51792	A3013122-5	WASHER, LOCK.....	1
9	PAOZZ	5305012252589	51792	A3013115-23	SCREW, MACHINE.....	1
10	PAOZZ	5330012052864	80063	A3013655-1	GASKET.....	1
11	PAOZZ	5310000611258	96906	MS45904-76	WASHER, LOCK.....	8
12	PAOZZ	5310009138881	97403	13218E0320-293	NUT, PLAIN, HEXAGON.....	4
13	PAOZZ	5305008471159	96906	MS35307-365	SCREW, CAP, HEXAGON H.....	4
14	PAOFF	5985013538696	80063	A3017902-3	BASE, ANTENNA SUPPOR..... (SEE FIGURE 108 FOR BREAKDOWN)	1
15	PAOZZ	5985013064622	80063	A3017901-2	ANTENNA ELEMENT.....	1
15A	PAOZZ	5310013531014	80063	A3184874-1	WASHER, FLAT.....	1
16	PAOZZ	5999013130458	80063	A3018207-2	CAP, ELECTRICAL.....	1
17	PAOZZ	5305012490443	80063	A3013115-46	SCREW, MACHINE.....	2
18	XAOZZ		80063	A3263880	BUMPER, RECESSED.....	1

END OF FIGURE



EL9WK255-new

Figure 108. Antenna Subassembly

TM 11-5820-890-20P-1

SECTION II			TM11-5820-890-20P-1			
(1)	(2)	(3)	(4)	(5)	(6)	(7)
ITEM	SMR			PART		
NO	CODE	NSN	CAGEC	NUMBER	DESCRIPTION AND USABLE ON CODES(UOC)	QTY

GROUP 3301 ANTENNA SUBASSEMBLY

FIGURE 108

1	PAOZZ	5340013160883	80063	A3013158-2	CAP, PROTECTIVE, DUST.....	1
2	PAOZZ	5310012013345	31550	517708-5	WASHER, FLAT.....	1
3	XBOZZ	5305004630248	96906	MS51958-65B	SCREW, MACHINE.....	1
4	PAOZZ	5330004630327	81343	AS3582-215	O-RING PACKING, PREFORMED.....	1
5	XAOZZ		80063	A3263880	BUMPER, RECESSED.....	1

END OF FIGURE

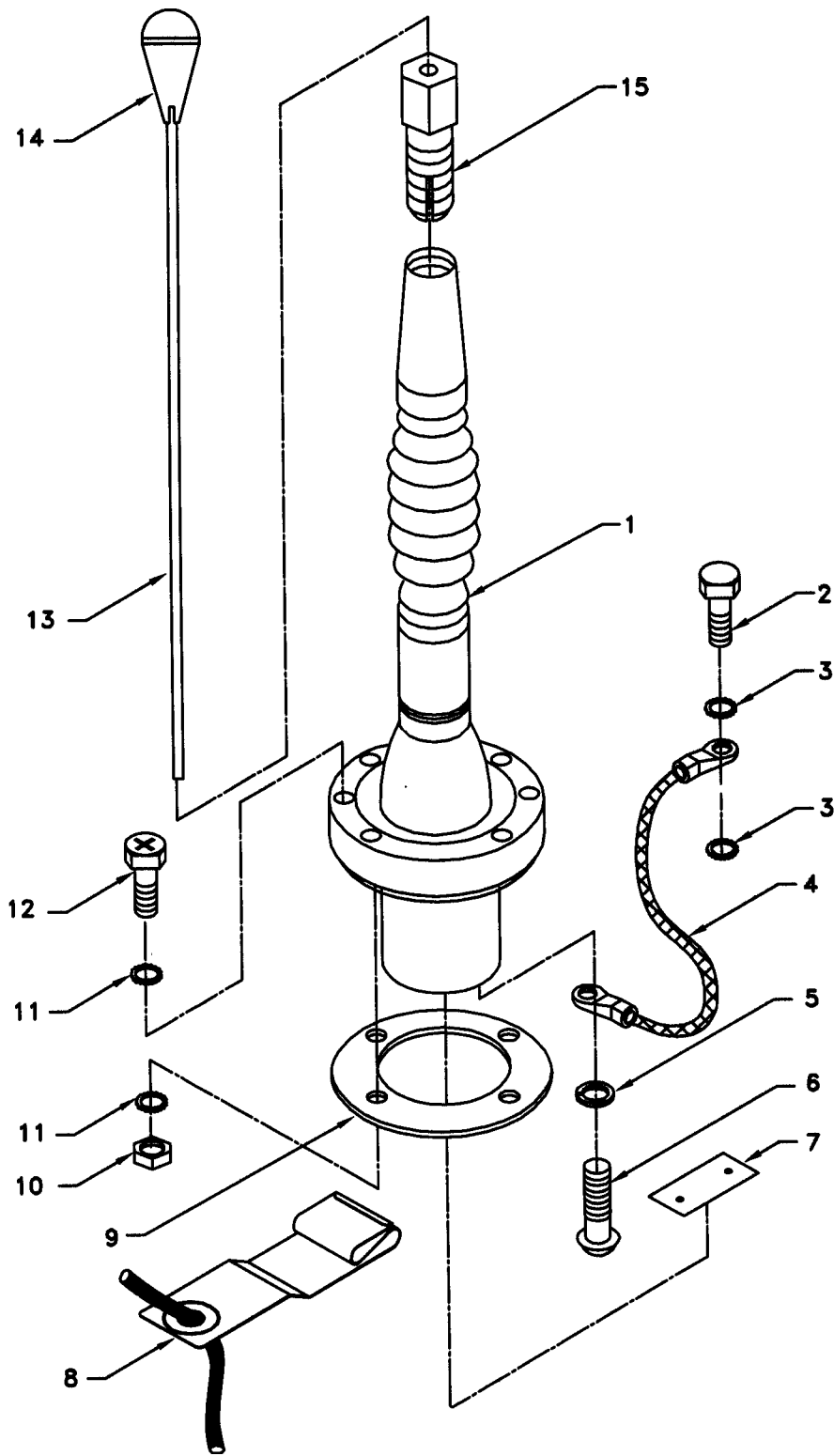
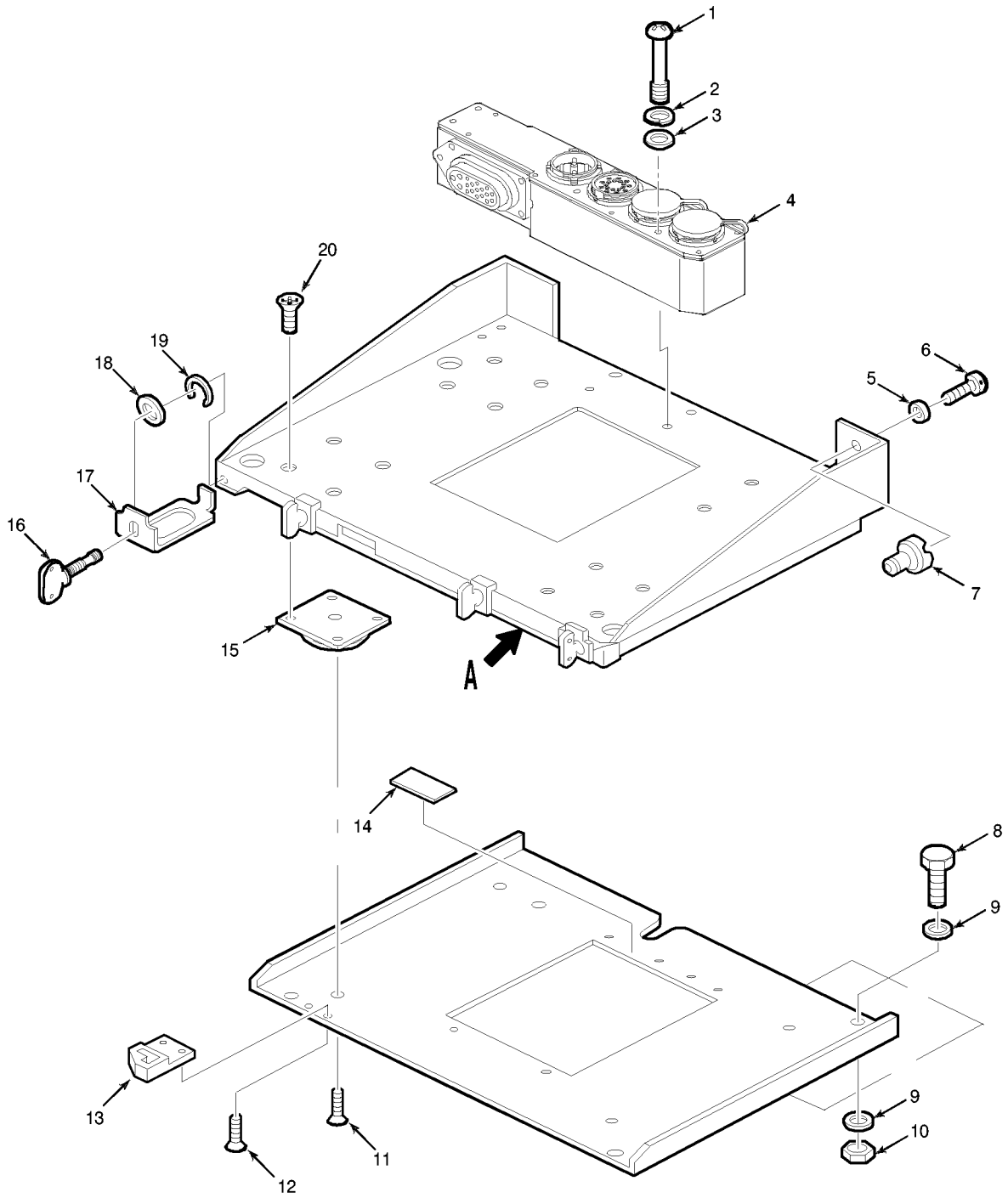


Figure 108A. Vehicular Antenna AS-3916/VRC (SLPA)

TM 11-5820-890-20P-1

SECTION II			TM11-5820-890-20P-1			
(1)	(2)	(3)	(4)	(5)	(6)	(7)
ITEM NO	SMR CODE	NSN	CAGEC	PART NUMBER	DESCRIPTION AND USABLE ON CODES(UOC)	QTY
					GROUP 34 VEHICULAR ANTENNA, AS-3916/VRC	
FIGURE 108A						
1	PAOZZ	5985013768012	80063	A3207488-1	ANTENNA SUBASSEMBLY.....	1
2	PAOZZ	5306002259086	96906	MS90726-31	BOLT, MACHINE.....	1
3	PAOZZ	5310008892527	96906	MS45904-72	WASHER, LOCK.....	2
4	PAOZZ	6150012145750	80063	A3013552-3	LEAD, ELECTRICAL.....	1
5	PAOZZ	5310012059199	80063	A3013122-5	WASHER, LOCK.....	1
6	PAOZZ	5305012252589	80063	A3013115-23	SCREW, MACHINE.....	1
7	XBOZZ		80063	A3207510-1	PLATE, IDENT.....	1
8	PAOZZ	4010013811581	80063	A3207523-1	ASSEMBLY, WIRE ROPE.....	1
9	PAOZZ	5330012052864	80063	A3013655-1	GASKET.....	1
10	PAOZZ	5310009138881	96906	MS51971-3	NUT, PLAIN, HEXAGON.....	4
11	PAOZZ	5310000611258	96906	MS45904-76	WASHER, LOCK.....	8
12	PAOZZ	5305008471159	96906	MS35307-365	SCREW, CAP, HEXAGON H.....	4
13	PAOZZ	5985013767934	80063	A3207497-1	ANTENNA ELEMENT.....	1
14	PAOZZ	5340013815666	80063	A3207525-1	CAP, PROTECTIVE, DUST.....	1
15	PAOZZ	3460014358079	80063	A3207522-2	COLLET, MACHINE.....	1

END OF FIGURE



EL9WK256

Figure 109. Electrical Equipment Mounting Base MT-6352/VRC (Sheet 1 of 2)

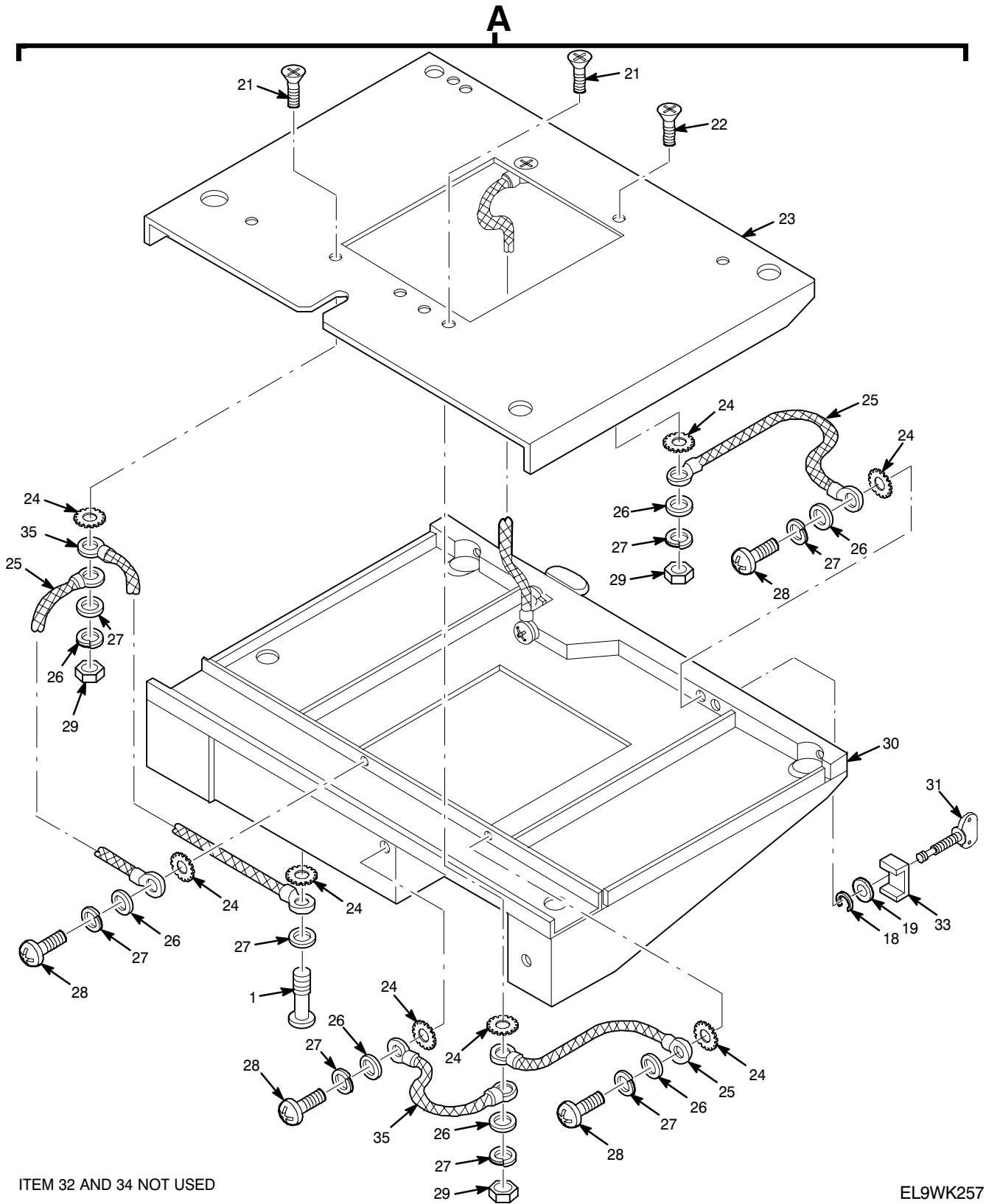


Figure 109. Electrical Equipment Mounting Base MT-6352/VRC (Sheet 2 of 2)

TM 11-5820-890-20P-1

SECTION II			TM11-5820-890-20P-1			
(1)	(2)	(3)	(4)	(5)	(6)	(7)
ITEM	SMR			PART		
NO	CODE	NSN	CAGEC	NUMBER	DESCRIPTION AND USABLE ON CODES(UOC)	QTY

GROUP 35 ELECTRICAL EQUIPMENT
MOUNTING BASE,MT-6352/VRC

FIGURE 109

1	XBOZZ		80063	A3013730-1	SCREW,MACHINE.....	6
2	PAOZZ	5310012052840	80063	A3013128-5	WASHER, LOCK.....	5
3	PAOZZ	5310012053472	8U495	A3013129-4	WASHER, FLAT.....	5
4	PAOFF	5935013602630	80063	A3167738-1	CONNECTOR ASSEMBLY.....	1
5	XBOZZ		8U495	A3013129-6	WASHER, FLAT.....	1
6	PAOZZ	5305013475287	80063	A3140090-24	SCREW, MACHINE.....	1
7	XBOZZ		80063	A3017798-1	NUT, PLAIN, CAP.....	1
8	PAOZZ	5306002259089	96906	MS90726-34	BOLT, MACHINE.....	5
9	PAOZZ	5310008892527	96906	MS45904-72	WASHER, LOCK.....	10
10	PAOZZ	5310008807746	96906	MS51968-5	NUT, PLAIN, HEXAGON.....	5
11	PAOZZ	5305000816728	96906	MS24667-31	SCREW, CAP, SOCKET HE.....	4
12	PAOZZ	5305013462489	80063	A3140087-8	SCREW, MACHINE.....	2
13	XBOZZ		80063	A3013725-1	CLAMP, SYNCHRO.....	1
14	XBOZZ		80063	A3013683-7	PLATE, IDENTIFICATIO.....	1
15	PAOZZ	5340007253547	81860	NC1015T4	MOUNT, RESILIENT.....	4
16	PAOZZ	5305013191603	80063	A3132832-1	THUMBSCREW.....	2
17	PAOZZ	5340012985026	80063	A3014386-1	CLAMP, RIM CLENCHING.....	2
18	PAOZZ	5310013030313	80063	A3014228-1	WASHER, FLAT.....	2
19	PAOZZ	5325008450286	96906	MS16632-4031	RING, RETAINING.....	4
20	PAOZZ	5305013460074	80063	A3140088-7	SCREW, MACHINE.....	16
21	PAOZZ	5305012006255	51792	A3013114-30	SCREW, MACHINE.....	2
22	PAOZZ	5305012026842	51792	A3013114-8	SCREW, MACHINE.....	2
23	XBOZZ	5975011978462	80063	A3013787-1	MOUNTING BASE, ELECT.....	1
24	PAOZZ	5310006143552	96906	MS35335-59	WASHER, LOCK.....	10
25	PAOZZ	6150011966329	31550	A3013552-2	LEAD, ELECTRICAL.....	4
26	PAOZZ	5310012032653	51792	A3013124-4	WASHER, FLAT.....	9
27	PAOZZ	5310012716480	31550	A3013122-4	WASHER, LOCK.....	10
28	PAOZZ	5305012010286	51792	A3013115-17	SCREW, MACHINE.....	6
29	PAOZZ	5310012044209	31550	508578-3	NUT, PLAIN, HEXAGON.....	4
30	XBOZZ	5975011979050	80063	A3013723-1	MOUNTING BASE, ELECT.....	1
31	PAOZZ	5305014394220	80063	A3132832-2	THUMBSCREW.....	2
33	XBOZZ		80063	A3013727-1	CLAMP, RIM CLENCHING.....	2
35	PAOZZ	6150011966329	31550	A3013552-2	LEAD, ELECTRICAL.....	2

END OF FIGURE

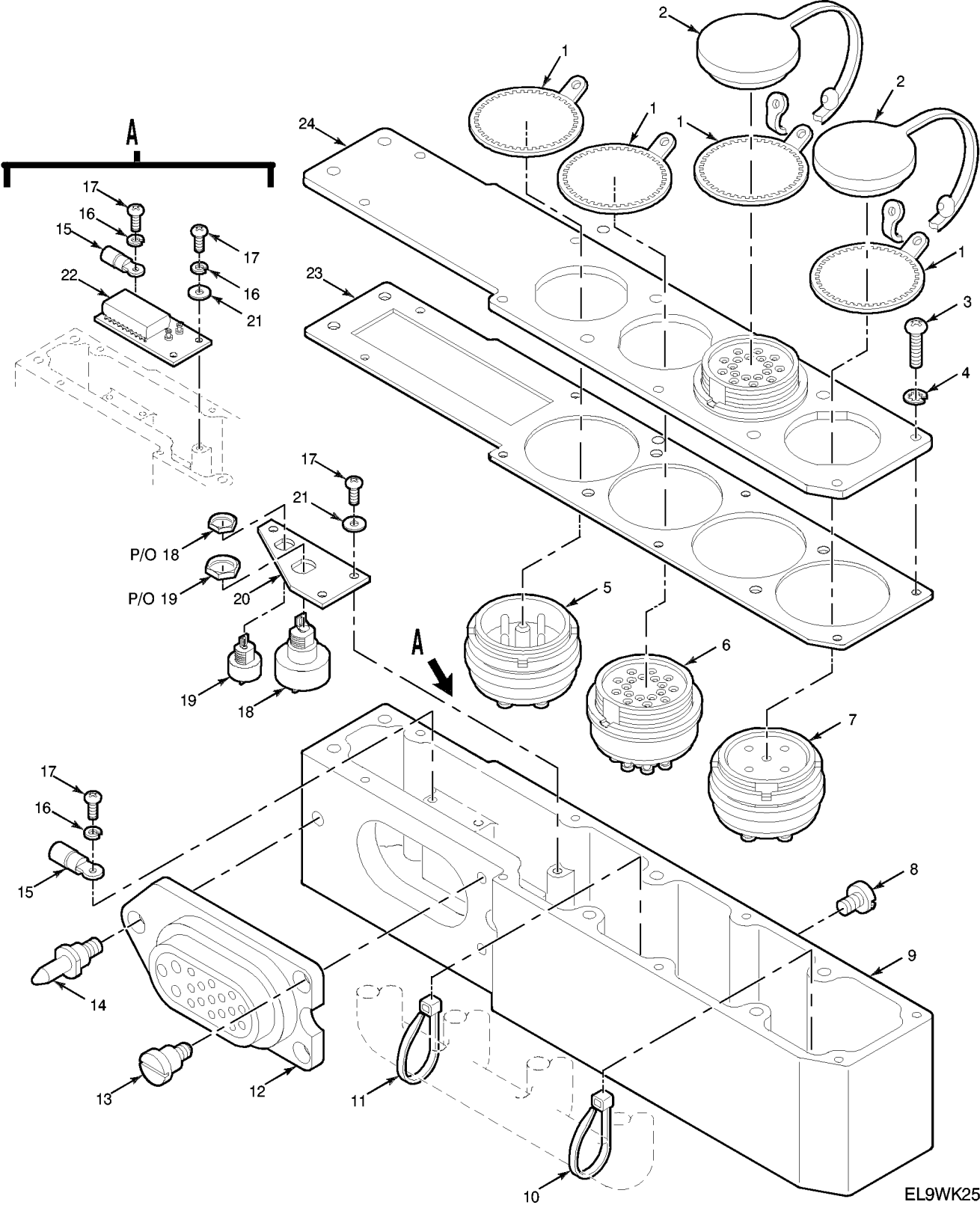
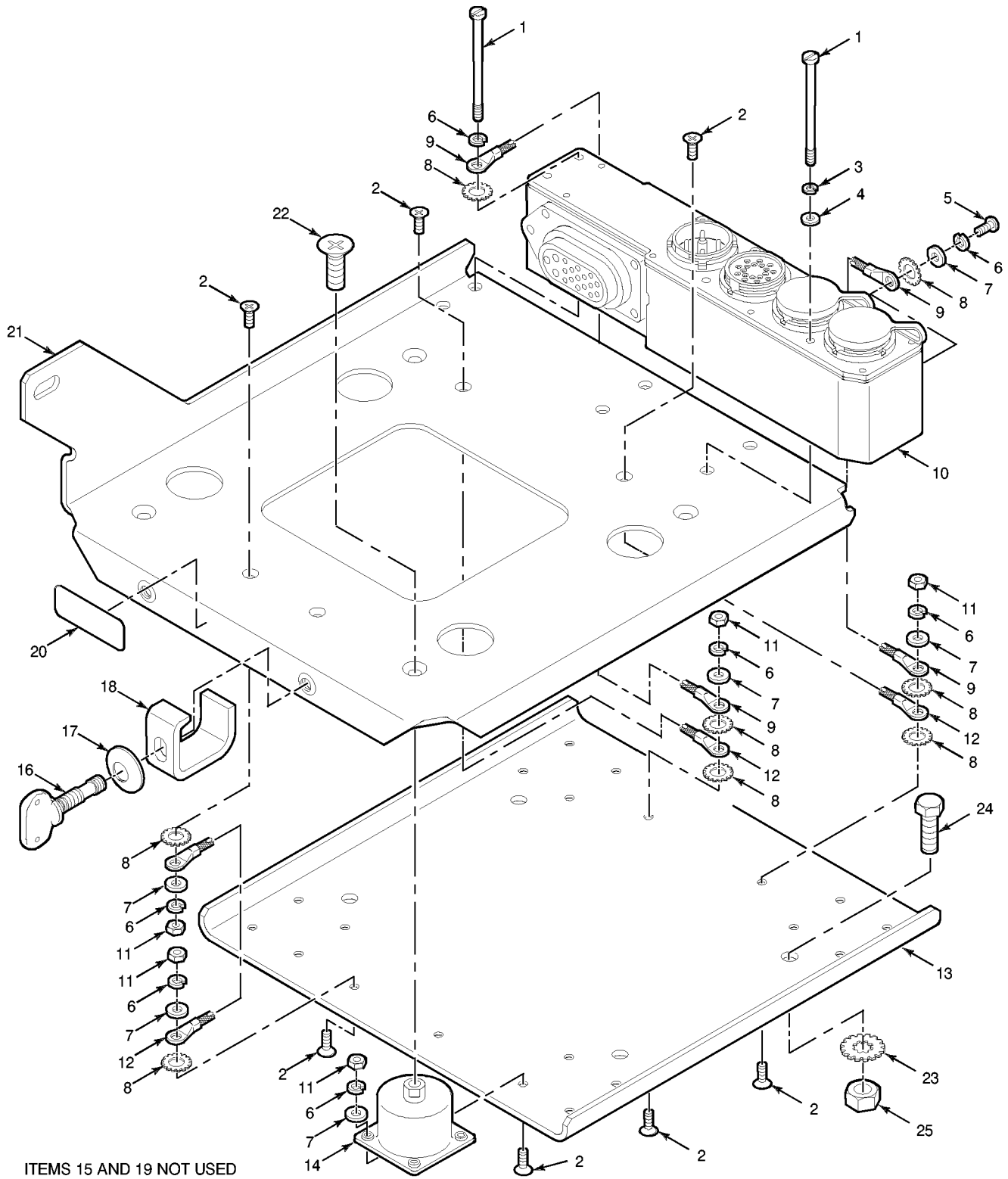


Figure 110. Electrical Connector Assembly

TM 11-5820-890-20P-1

SECTION II			TM11-5820-890-20P-1		(6)	(7)
(1)	(2)	(3)	(4)	(5)		
ITEM	SMR		PART			
NO	CODE	NSN	CAGEC	NUMBER	DESCRIPTION AND USABLE ON CODES(UOC)	QTY
					GROUP 3501 ELECTRICAL CONNECTOR ASSEMBLY	
					FIGURE 110	
2	PAOZZ	5340013462499	07099	3132871-7	CAP,PROTECTIVE,DUST.....	2
					END OF FIGURE	



ITEMS 15 AND 19 NOT USED

EL9WK259

Figure 111. Electrical Equipment Mounting Base MT-6576/VRC

TM 11-5820-890-20P-1

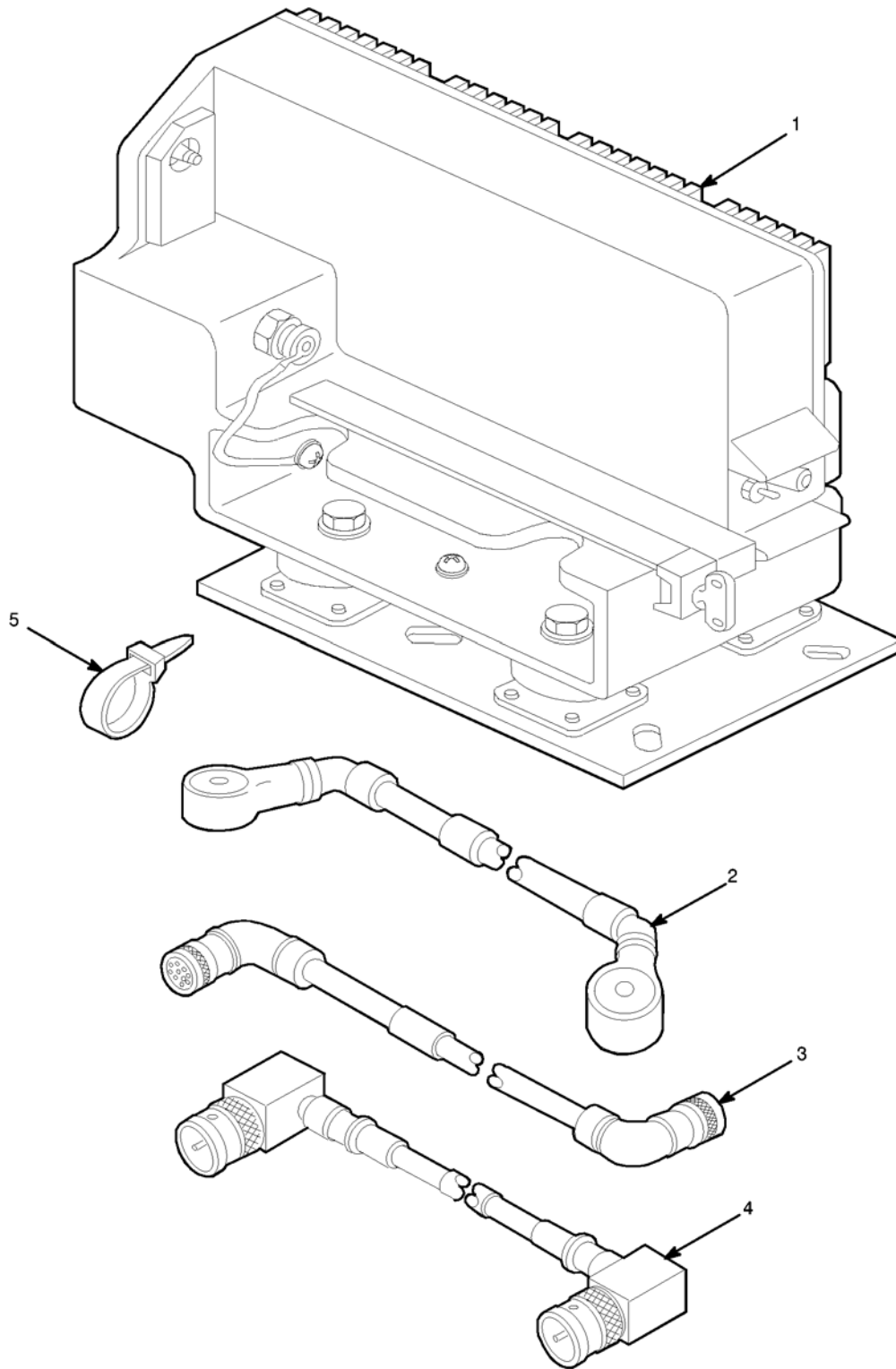
SECTION II			TM11-5820-890-20P-1			
(1)	(2)	(3)	(4)	(5)	(6)	(7)
ITEM	SMR			PART		
NO	CODE	NSN	CAGEC	NUMBER	DESCRIPTION AND USABLE ON CODES(UOC)	QTY

GROUP 36 ELECTRICAL EQUIPMENT
MOUNTING BASE MT-6576/VRC

FIGURE 111

1	XBOZZ		80063	A3013730-1	SCREW,MACHINE.....	6
2	PAOZZ	5305012006255	51792	A3013114-30	SCREW,MACHINE.....	24
3	PAOZZ	5310012052840	80063	A3013128-5	WASHER,LOCK.....	5
4	PAOZZ	5310012053472	8U495	A3013129-4	WASHER,FLAT.....	5
5	PAOZZ	5305012010286	51792	A3013115-17	SCREW,MACHINE.....	1
6	PAOZZ	5310012043354	80063	A3013122-2	WASHER,LOCK.....	26
7	PAOZZ	5310012032653	51792	A3013124-4	WASHER,FLAT.....	25
8	PAOZZ	5310006143552	96906	MS35335-59	WASHER,LOCK.....	12
9	PAOZZ	6150011966329	31550	A3013552-2	LEAD,ELECTRICAL.....	2
10	PAOFF	5935013602630	80063	A3167738-1	CONNECTOR ASSEMBLY.....	1
11	PAOZZ	5310012044209	51792	3013108-3	NUT,PLAIN,HEXAGON.....	24
12	PAOZZ	6150011966329	31550	A3013552-2	LEAD,ELECTRICAL.....	4
13	XBOZZ		80063	A3019012-1	BASE,MOUNTING TRAY.....	1
14	XBOZZ		81860	T44X30	MOUNT,RESILIENT.....	4
16	PROZZ	5305013044993	80063	A3132831-1	THUMBSCREW.....	2
16	PAOZZ	5305014394220	80063	A3132832-2	THUMBSCREW.....	2
17	XBOZZ		80063	A3018781-5	WASHER,FLAT.....	2
18	PAOZZ	5340013028542	80063	A3018377-1	CLAMP,RIM CLENCHING.....	2
20	XBOZZ		80063	A3013683-20	PLATE,IDENTIFICATIO.....	1
21	XBOZZ		80063	A3019011-1	MOUNTING BASE,ELEC.....	1
22	PAOZZ	5305013445820	96906	MS24693-C295B	SCREW,MACHINE.....	4
23	PAOZZ	5310008892527	96906	MS45904-72	WASHER,LOCK.....	8
24	PAOZZ	5306002259089	96906	MS90726-34	BOLT,MACHINE.....	4
25	PAOZZ	5310008807746	96906	MS51968-5	NUT,PLAIN,HEXAGON.....	4

END OF FIGURE



EL9WK260

Figure 112. Electronic Equipment Auxiliary Kit MK-2312/VRC

TM 11-5820-890-20P-1

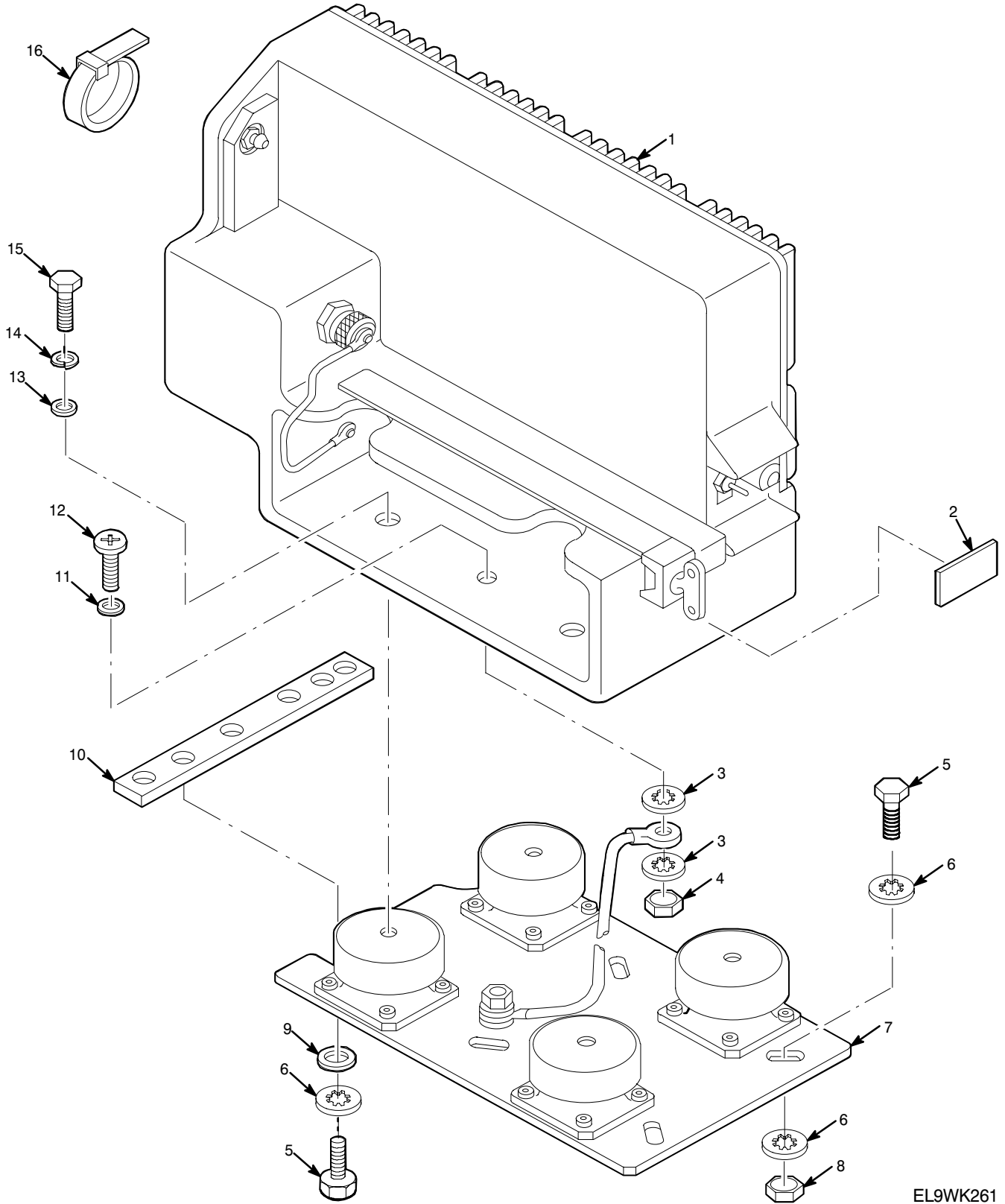
SECTION II			TM11-5820-890-20P-1			
(1)	(2)	(3)	(4)	(5)	(6)	(7)
ITEM	SMR			PART		
NO	CODE	NSN	CAGEC	NUMBER	DESCRIPTION AND USABLE ON CODES(UOC)	QTY

GROUP 37 ELECTRONIC EQUIPMENT
AUXILIARY KIT MK-2312/VRC

FIGURE 112

1	PAOFD	5975012351962	80058	MT-6353/VRC	MOUNTING BASE,ELECT EQUIPMENT.....	1
					(SEE FIGURE 113 FOR BREAKDOWN)	
2	PAOZZ	5995012194697	80058	CX-13303/VRC(3FT	CABLE ASSEMBLY,ELEC POWER.....	1
				.0IN.)		
3	PAOZZ	5995012224209	80058	CX-13291/VRC(3FT	CABLE ASSEMBLY,SPEC PURPOSE,.....	1
				,0IN)	ELECTRICAL	
4	PAOZZ	5995012197025	80058	CG-3856/VRC(5FT,	CABLE ASSEMBLY,RADI FREQUENCY.....	1
				0IN)		
5	PAOZZ	5975001113208	96906	MS3367-5-9	STRAP,TIEDOWN,ELECT.....	10

END OF FIGURE



EL9WK261

Figure 113. Electrical Equipment Mounting Base MT-6353/VRC

TM 11-5820-890-20P-1

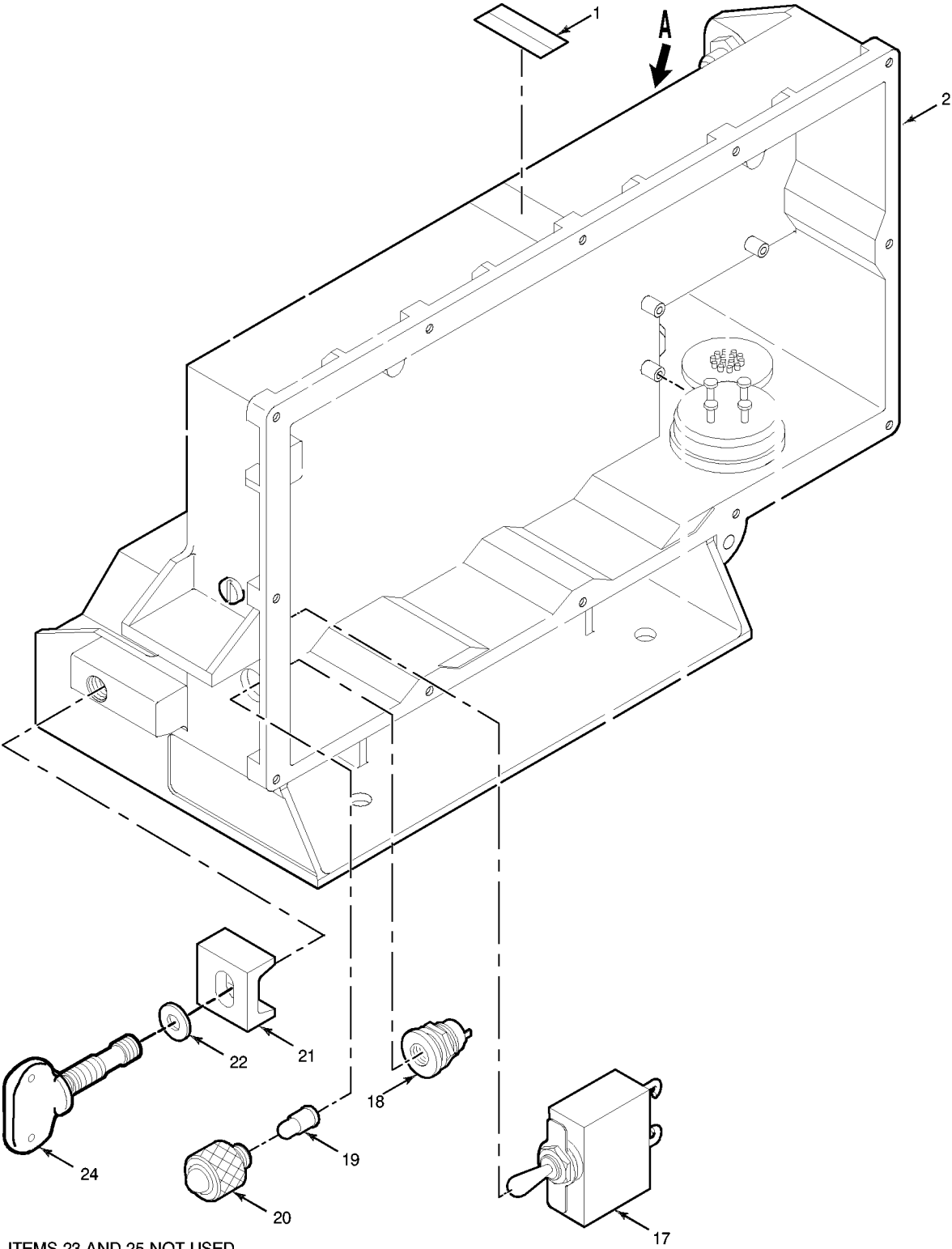
SECTION II			TM11-5820-890-20P-1			
(1)	(2)	(3)	(4)	(5)	(6)	(7)
ITEM	SMR			PART		
NO	CODE	NSN	CAGEC	NUMBER	DESCRIPTION AND USABLE ON CODES(UOC)	QTY

GROUP 3701 ELECTRONIC EQUIPMENT
MOUNTING BASE,MT-6353/VRC

FIGURE 113

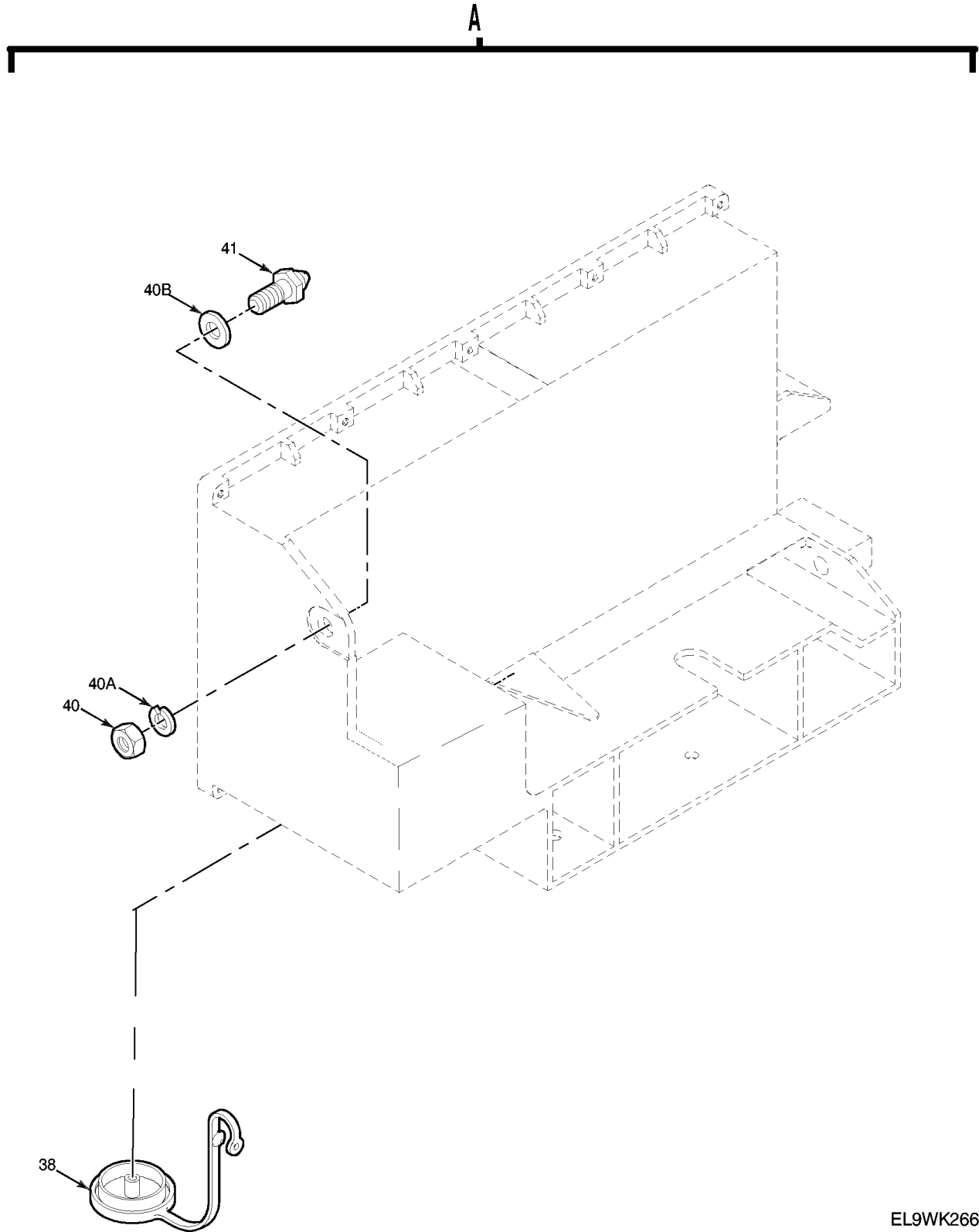
1			80063	A3014092-1	CHASSIS,ELECTRICAL-.....	1
2			80063	A3013683-15	PLATE,IDENT.....	1
3	PAOZZ	5310011453154	96906	MS35333-155	WASHER,LOCK.....	2
4	PAOZZ	5310012044209	31550	508578-3	NUT,PLAIN,HEXAGON.....	1
5	PAOZZ	5306000213912	96906	MS35308-334	BOLT,MACHINE.....	4
6	XBOZZ		96906	MS51413-6	WASHER,LOCK.....	6
7	XBOOO		80063	A3014093-1	MOUNTING BASE,ELECT EQUIPMENT..... (SEE FIGURE 118 FOR BREAKDOWN)	1
8	PAOZZ	5310009392655	96906	MS51972-2	NUT,PLAIN,HEXAGON.....	2
9	XBOZZ		96906	MS15795-812	WASHER,FLAT.....	2
10	XBOZZ	5310012439429	80063	A3014064-1	NUT STRIP.....	1
11	PAOZZ	5310012032653	51792	A3013124-4	WASHER,FLAT.....	1
12	XBOZZ		80063	A3013115-1	SCREW,MACHINE.....	1
13	PAOZZ	5310005825677	96906	MS15795-810	WASHER,FLAT.....	4
14	PAOZZ	5310009338121	96906	MS35338-139	WASHER,LOCK.....	4
15	PAOZZ	5305007024523	96906	MS35307-306	SCREW,CAP,HEXAGON H.....	4
16	PAOZZ	5975001113208	96906	MS3367-5-9	STRAP,TIEDOWN,ELECT.....	4

END OF FIGURE



ITEMS 23 AND 25 NOT USED

Figure 116. Electrical Equipment Chassis (Sheet 1 of 2)



EL9WK266-c

Figure 116. Electrical Equipment Chassis (Sheet 2 of 2)

TM 11-5820-890-20P-1

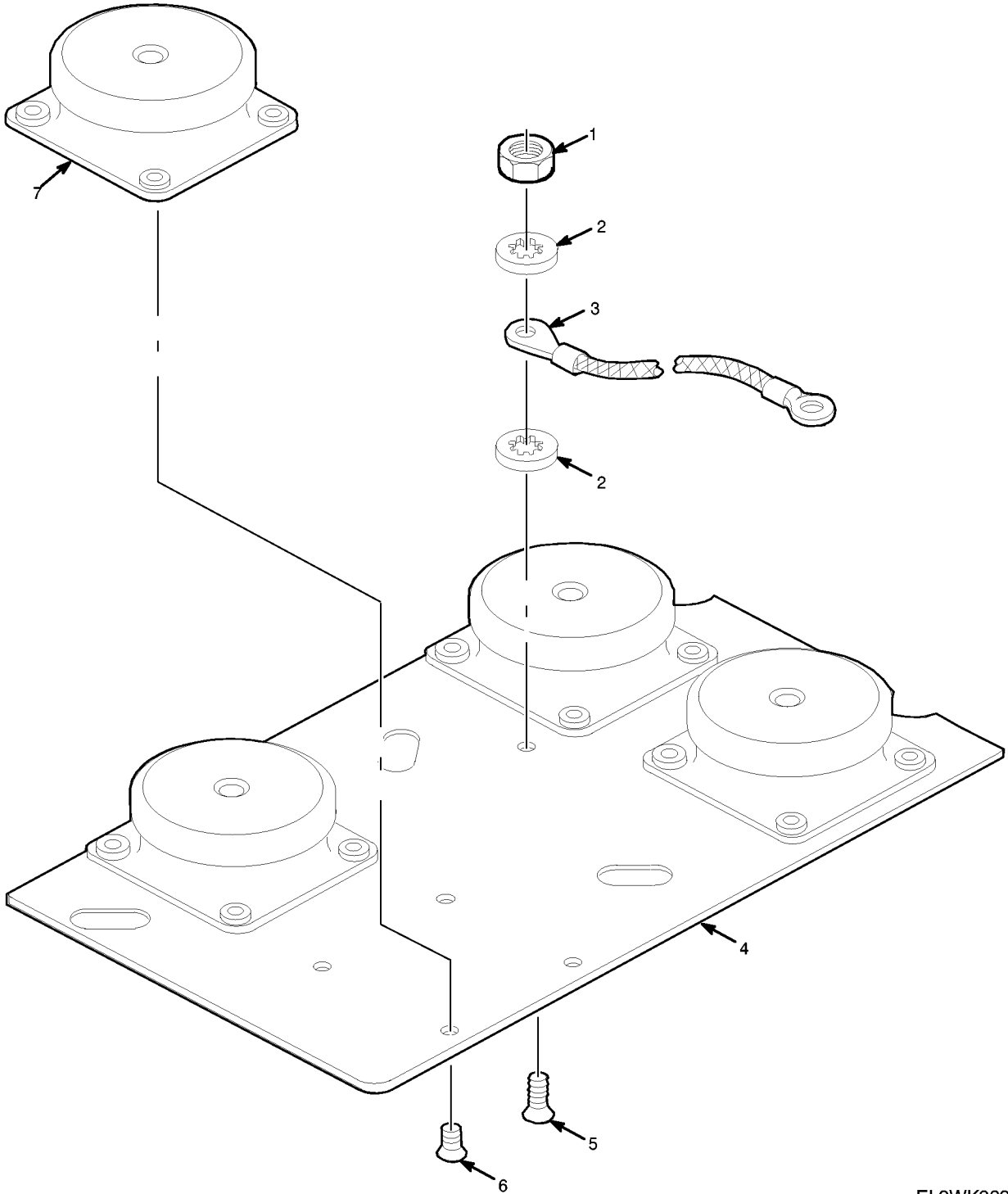
SECTION II			TM11-5820-890-20P-1			
(1)	(2)	(3)	(4)	(5)	(6)	(7)
ITEM	SMR			PART		
NO	CODE	NSN	CAGEC	NUMBER	DESCRIPTION AND USABLE ON CODES(UOC)	QTY

GROUP 37010102 ELECTRICAL EQUIPMENT
CHASSIS

FIGURE 116

19	PAOZZ	6240007637744	71744	CM387	LAMP, INCANDESCENT.....	1
20	PAOZZ	5850013720153	80063	A3012672-1	LENS, LIGHT.....	1
21	PAOZZ	5340013068146	80063	A3013603-2	CLAMP, RIM CLENCHING.....	1
24	PROZZ	5305013044994	80063	A3132830-1	THUMBSCREW.....	1
24	PAOZZ	5305014394220	80063	A3132832-2	THUMBSCREW.....	1
38	PAOZZ	5340013462499	07099	3132871-1	CAP, PROTECTIVE, DUST.....	1
40	PAOZZ	5310012077555	31550	508578-6	NUT, PLAIN, HEXAGON.....	1
40A	PAOZZ	5310012164004	51792	A3013122-6	WASHER, LOCK.....	1
40B	PAOZZ	5310012607576	80063	A3013124-8	WASHER, FLAT.....	1
41	PAOZZ	5315012030953	80063	A3013573-1	PIN, SHOULDER, HEADLE.....	1

END OF FIGURE



EL9WK269

Figure 118. Electrical Equipment Mounting Base

TM 11-5820-890-20P-1

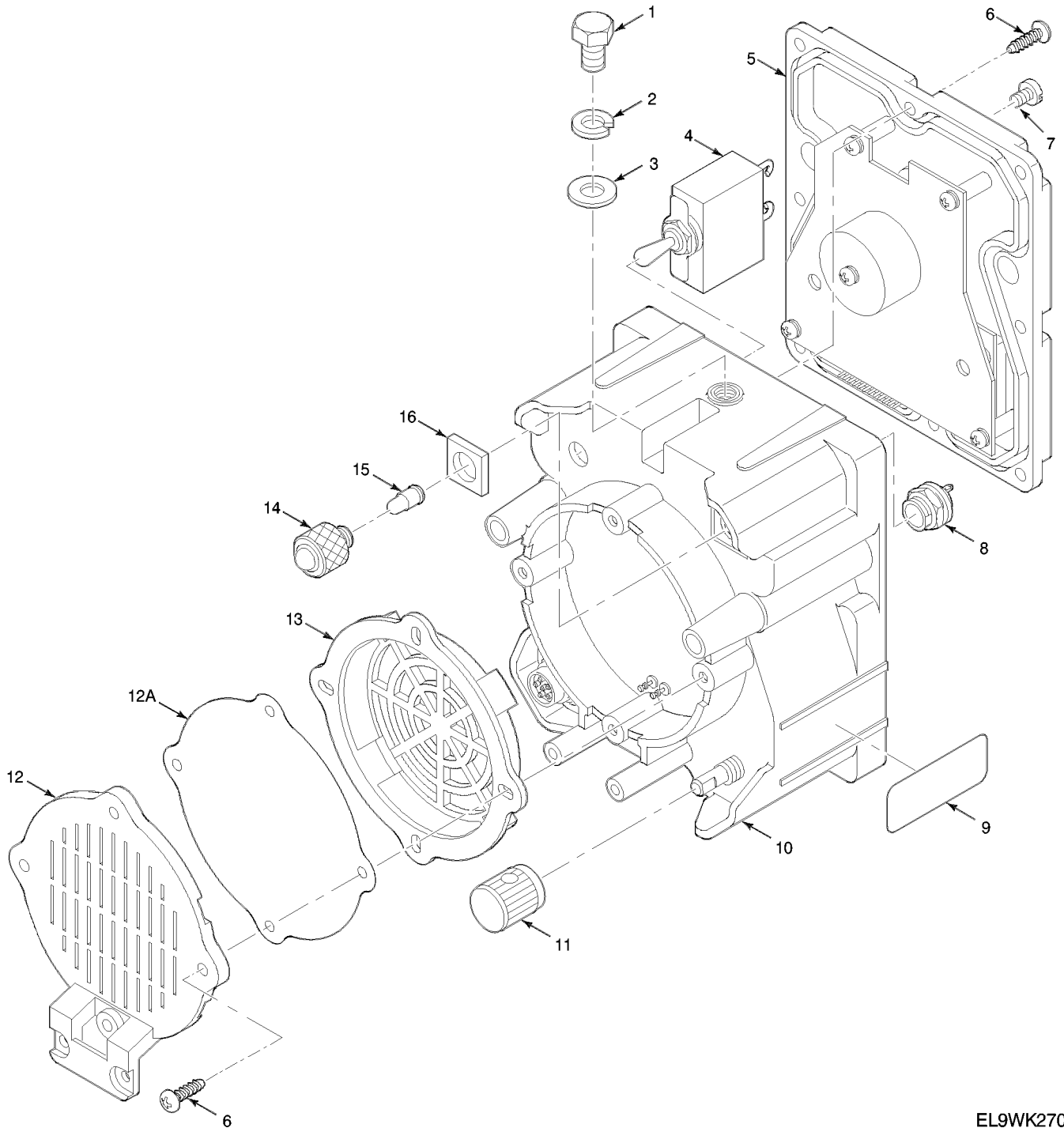
SECTION II			TM11-5820-890-20P-1			
(1)	(2)	(3)	(4)	(5)	(6)	(7)
ITEM	SMR			PART		
NO	CODE	NSN	CAGEC	NUMBER	DESCRIPTION AND USABLE ON CODES(UOC)	QTY

GROUP 370102 ELECTRICAL EQUIPMENT
MOUNTING BASE

FIGURE 118

1	PAOZZ	5310012044209	31550	508578-3	NUT,PLAIN,HEXAGON.....	1
2	PAOZZ	5310000610004	96906	MS45904-57	WASHER,LOCK.....	2
3	PAOZZ	6150011966329	31550	A3013552-2	LEAD,ELECTRICAL.....	1
4	XBOZZ		80063	A3014046-1	PLATE,MOUNTING BASE.....	1
5	PAOZZ	5305012026842	51792	A3013114-8	SCREW,MACHINE.....	1
6	PAOZZ	5305014621796	80063	A3140087-6	SCREW,MACHINE.....	16
7	PAOZZ	5342012806367	80063	A3018446-1	MOUNT,RESILIENT,WEA.....	4

END OF FIGURE



EL9WK270

Figure 119. Control Unit Loudspeaker LS-671/VRC

TM 11-5820-890-20P-1

SECTION II			TM11-5820-890-20P-1			
(1)	(2)	(3)	(4)	(5)	(6)	(7)
ITEM	SMR		PART			
NO	CODE	NSN	CAGEC	NUMBER	DESCRIPTION AND USABLE ON CODES(UOC)	QTY

GROUP 39 CONTROL UNIT-LOUDSPEAKER
LS-671/VRC

FIGURE 119

1	PAOZZ	5306002259084	96906	MS90726-29	BOLT, MACHINE.....	1
2	PAOZZ	5310004079566	96906	MS35338-45	WASHER, LOCK.....	1
3	PAOZZ	5310000814219	96906	MS27183-12	WASHER, FLAT.....	1
6	XBOZZ		80063	A3210903-2	SCREW, TAPPING.....	14
11	PAOZZ	5355009943435	96906	MS91528-1E2B	KNOB.....	1
12	PAOZZ	5965013485997	80063	A3167659-2	COVER, LOUDSPEAKER.....	1
14	PAOZZ	6210001515276	81349	LC36GD2	LENS, LIGHT.....	1
15	PAOZZ	6240007637744	96906	MS25237-387	LAMP, INCANDESCENT.....	1

END OF FIGURE

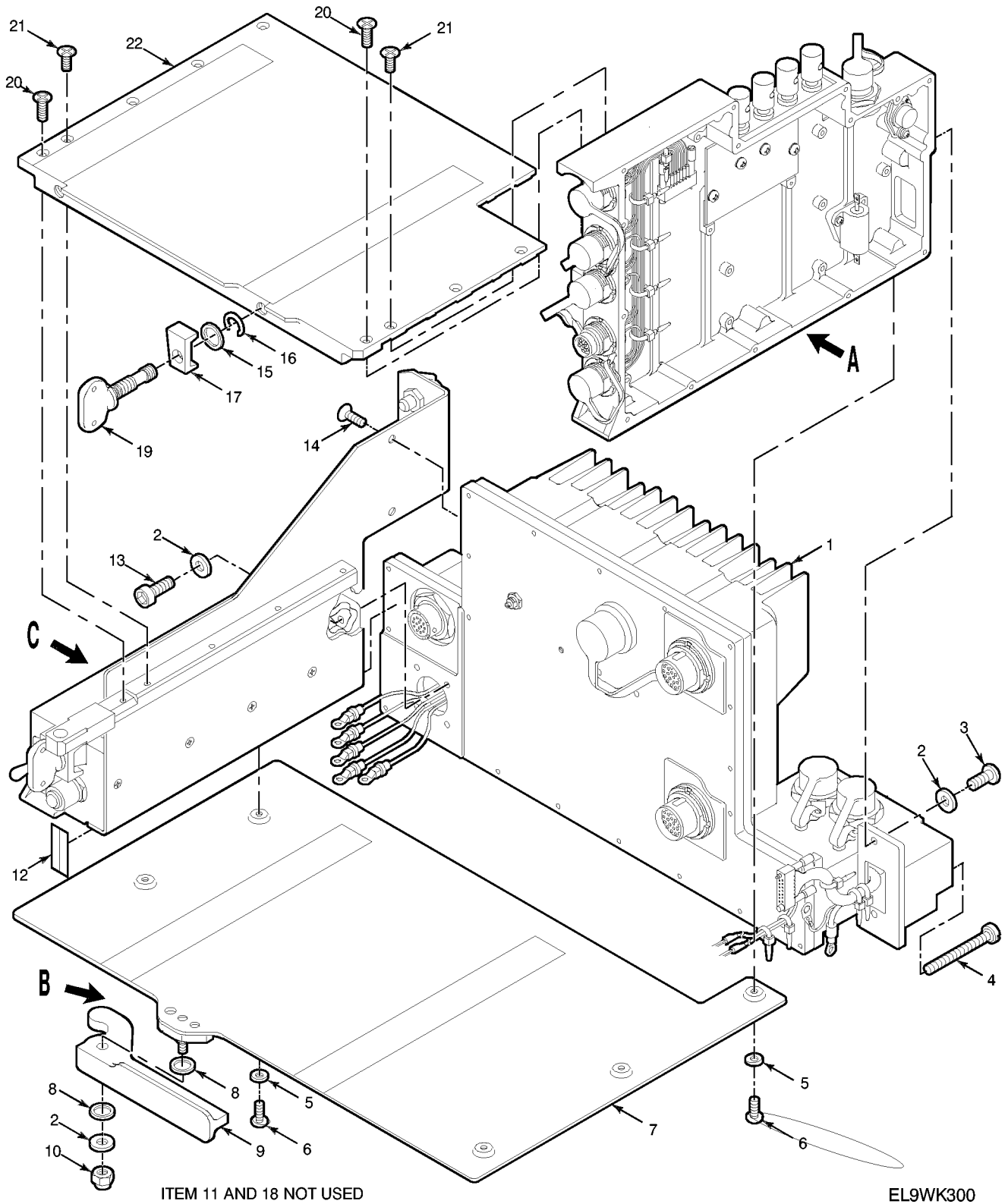
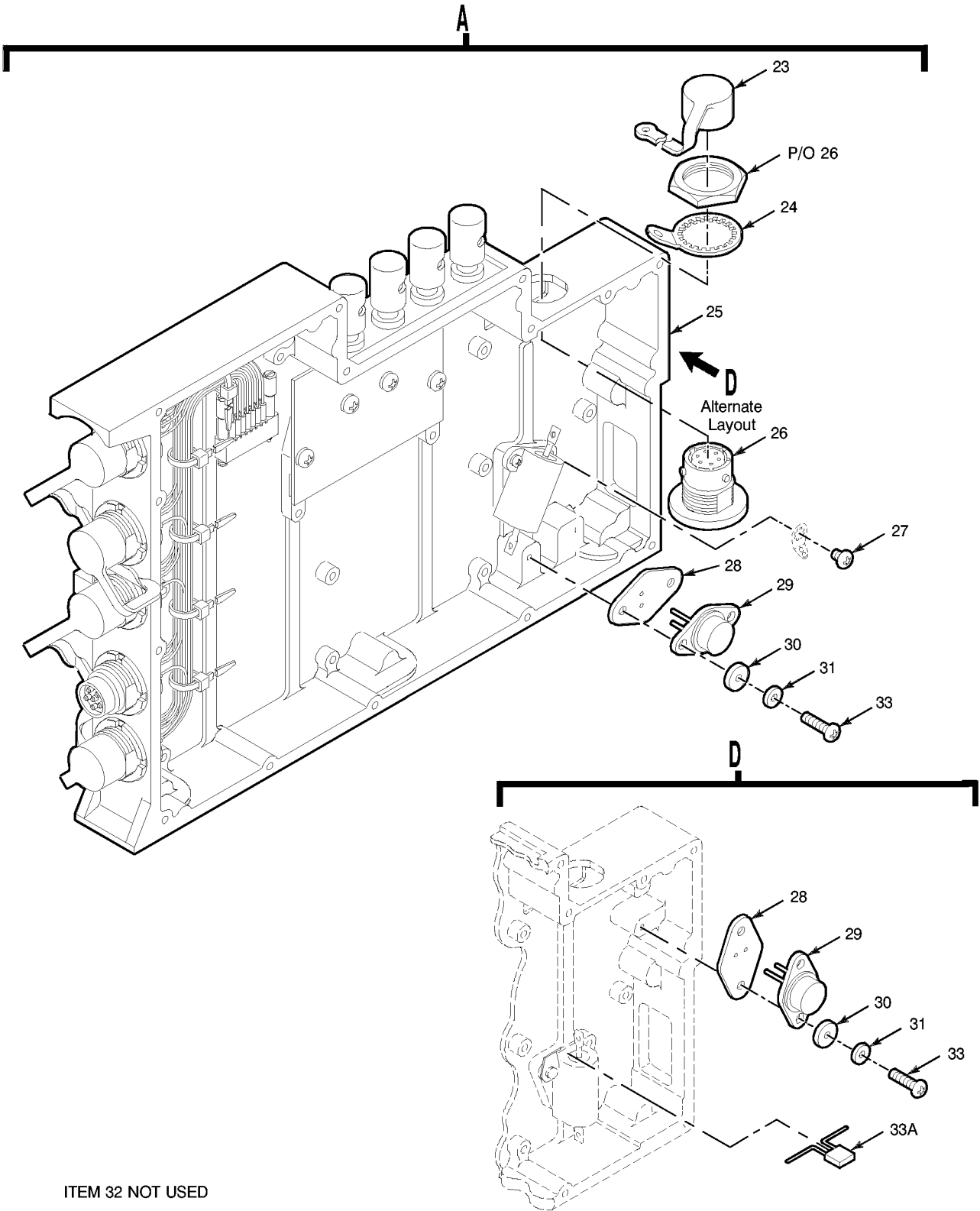


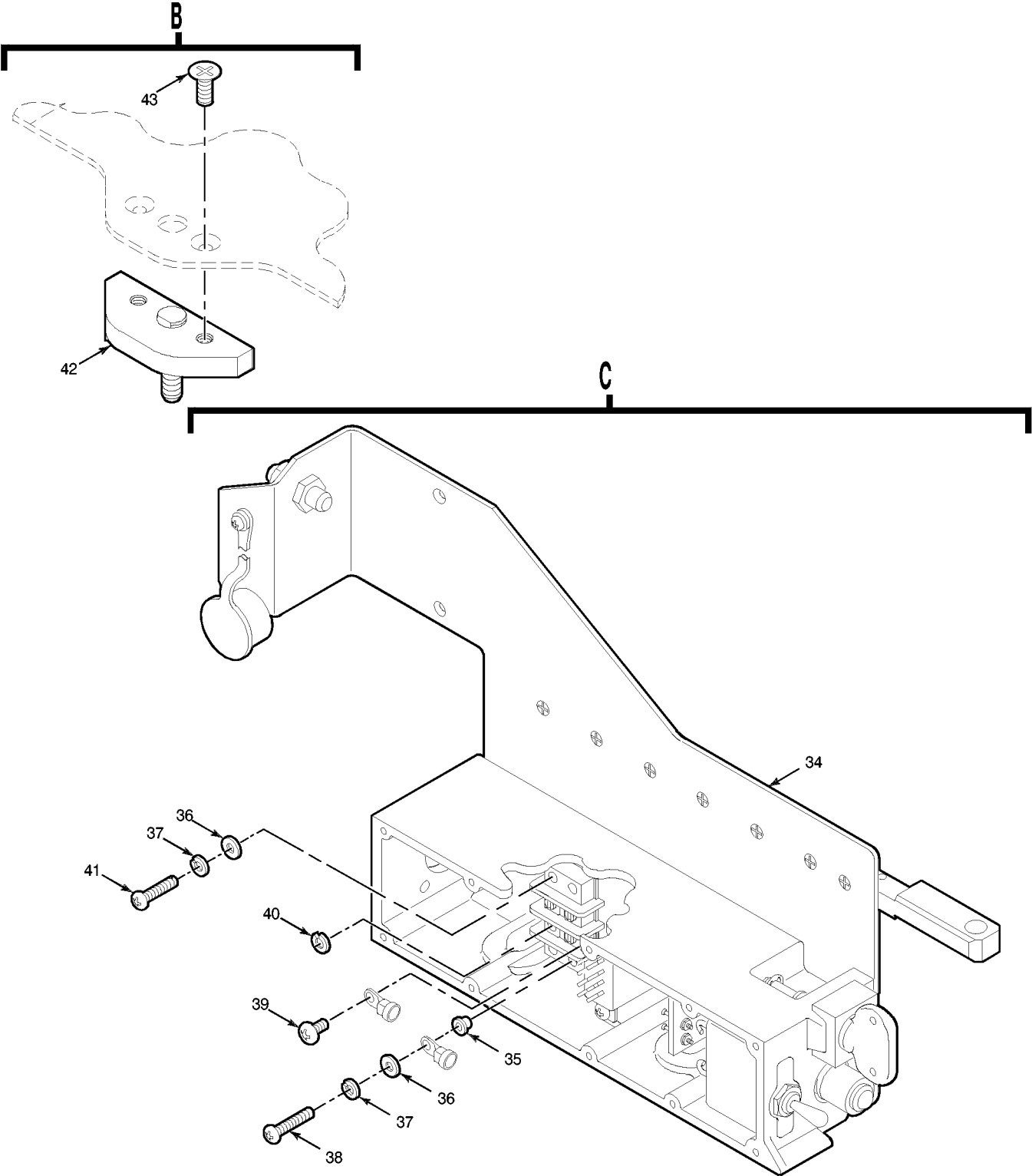
Figure 146. Electrical Equipment Chassis - Amplifier-Adapter (Sheet 1 of 3)



ITEM 32 NOT USED

EL9WK301

Figure 146. Electrical Equipment Chassis - Amplifier-Adapter (Sheet 2 of 3)



EL9WK302

Figure 146. Electrical Equipment Chassis - Amplifier-Adapter (Sheet 3 of 3)

TM 11-5820-890-20P-1

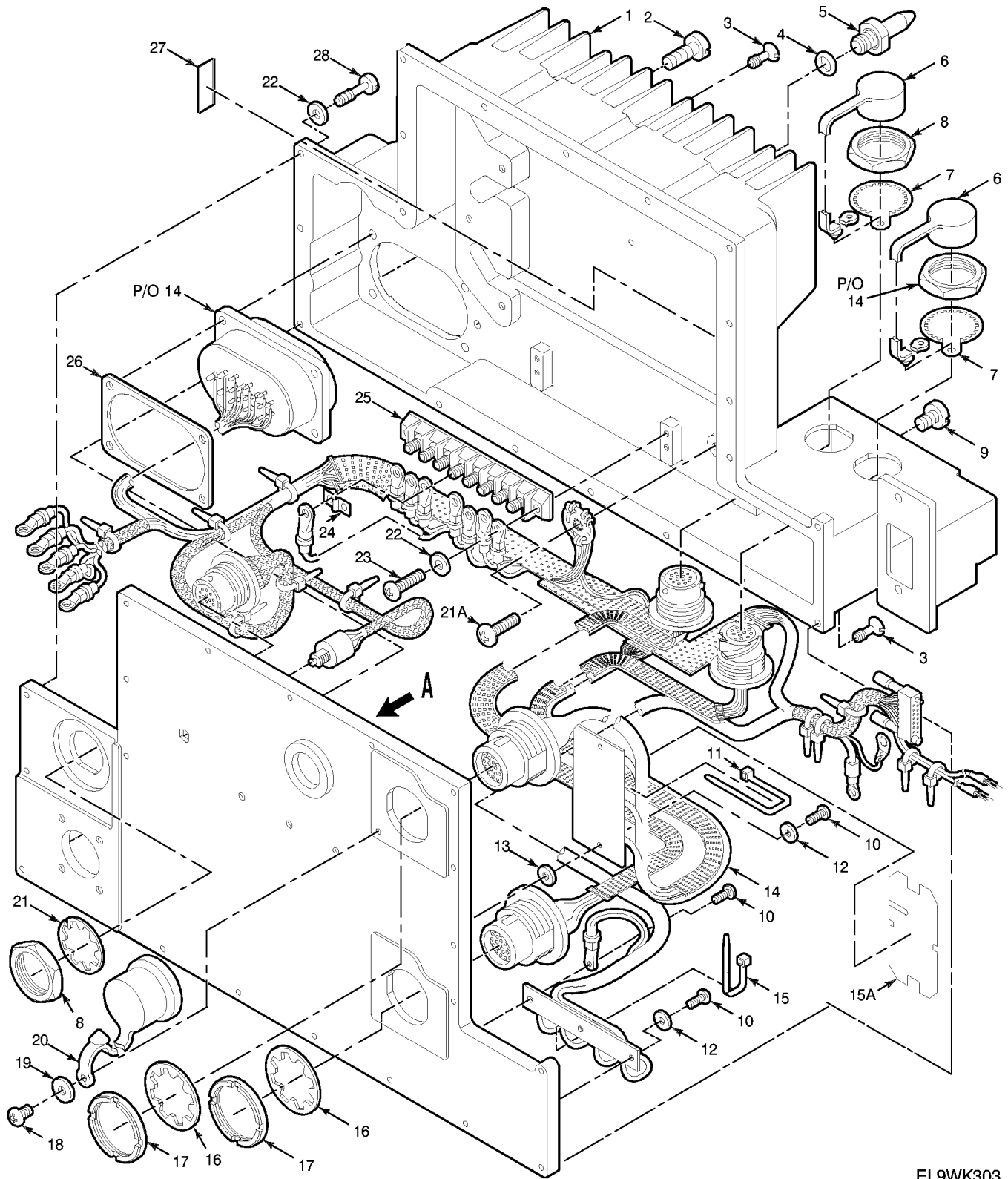
SECTION II			TM11-5820-890-20P-1		(6)	(7)
(1)	(2)	(3)	(4)	(5)		
ITEM	SMR			PART		
NO	CODE	NSN	CAGEC	NUMBER	DESCRIPTION AND USABLE ON CODES(UOC)	QTY

GROUP 5103 ELECTRICAL EQUIPMENT
CHASSIS-AMPLIFIER-ADAPTER

FIGURE 146

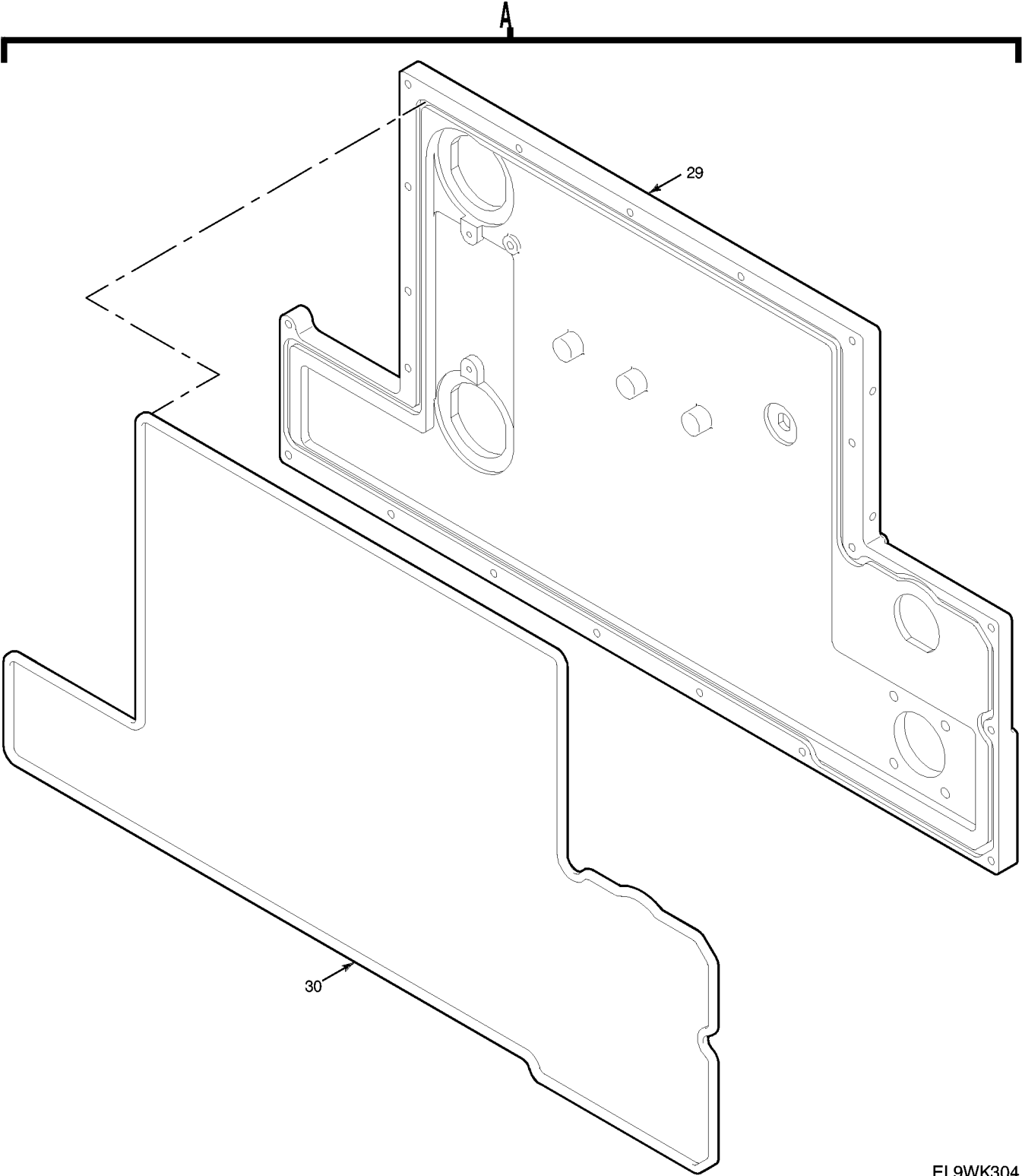
5	PAOZZ	5310012672035	80063	A3013129-10	SHIM.....	5
					UOC:JVU	
6	PAOZZ	5305013691397	80063	A3140090-3	SCREW,MACHINE.....	5
					UOC:JVU	
7	PAOZZ	5975014307120	80063	A3168013-2	MOUNTING BASE,ELECT TRANSMITTING SET	1
					UOC:JVU	
8	XBOZA	5310014267543	81349	M12133/3-266	WASHER,SPRING TENS.....	2
					UOC:JVU	
9	PAOZZ	3040012612630	80063	A3168012-1	LEVER,MANUAL CONTRO.....	1
					UOC:JVU	
10	PAOZZ	5310012656994	72962	E20057-M4	NUT,SELF-LOCKING,HE.....	1
					UOC:JVU	
15	PAOZZ	5310009890640	80205	NAS620C10	WASHER,FLAT.....	2
					UOC:JVU	
15	PAOZZ	5310013030313	80063	A3014228-1	WASHER,FLAT.....	3
					UOC:JVU	
16	PAOZZ	5325008450286	96906	MS16632-4031	RING,RETAINING.....	2
					UOC:JVU	
17	PAOZZ	5340012006617	80063	A3013608-1	CLAMP,SYNCHRO.....	2
					UOC:JVU	
19	PAOZZ	5305014394220	80063	A3132832-2	THUMBSCREW.....	2
					UOC:JVU	
20	PAOZZ	5305013749591	80063	A3140088-3	SCREW,MACHINE.....	2
					UOC:JVU	
21	PAOZZ	5305013690871	14438	A3140088-2	SCREW,MACHINE.....	7
					UOC:JVU	
22	XBOZZ		80063	A3148039-1	SHELF,ELECTRICAL.....	1
					UOC:JVU	
23	PAOZZ	5340013464291	80063	A3132871-2	CAP,PROTECTIVE,DUST.....	1
					UOC:JVU	
42	PAOZZ	5340014335455	80063	A3191113-1	BRACKET,MOUNTING EYE,ROTATING.....	1
					UOC:JVU,KWB	
43	PAOZZ	5305014172469	14438	3140088-5	SCREW,MACHINE.....	2
					UOC:JVU	

END OF FIGURE



EL9WK303

Figure 147. Electrical Chassis - Electronic Equipment – Adapter/Power Supply (Sheet 1 of 2)



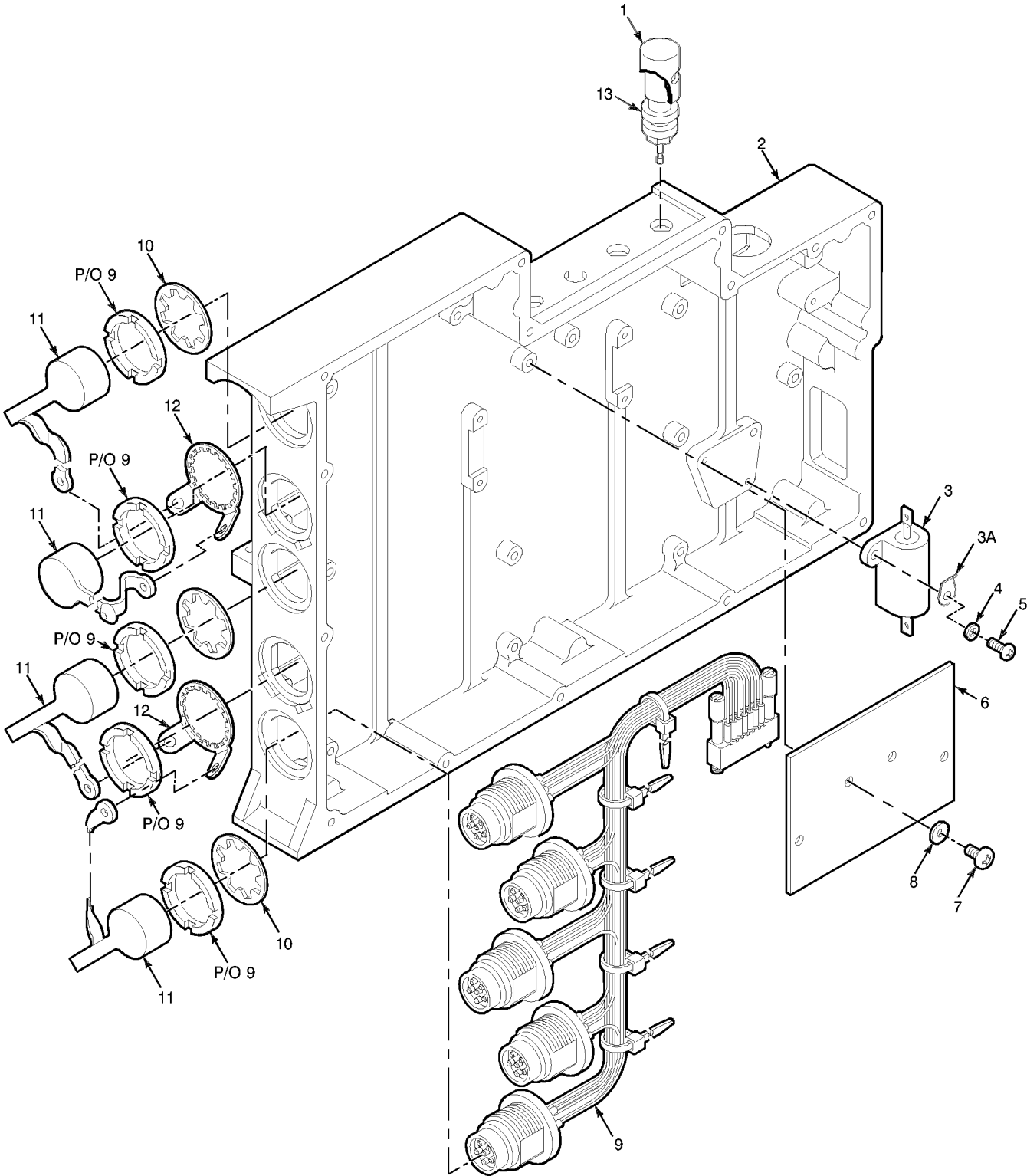
EL9WK304

Figure 147. Electrical Chassis - Electronic Equipment – Adapter/Power Supply (Sheet 2 of 2)

TM 11-5820-890-20P-1

SECTION II			TM11-5820-890-20P-1		(6)	(7)
(1)	(2)	(3)	(4)	(5)		
ITEM	SMR			PART		
NO	CODE	NSN	CAGEC	NUMBER	DESCRIPTION AND USABLE ON CODES(UOC)	QTY
					GROUP 510301 CHASSIS ELECTRICAL ELECTRONIC EQUIPMENT ADAPTER/POWER SUPPLY	
					FIGURE 147	
4	XBOZZ	5330014310505	80063	A3013096-8	O-RING PACKING, PREFORMED.....	1
					UOC:JVU	
5	PAOZZ	5315014312255	80063	A3018226-2	PIN, SHOULDER, HEADLE.....	1
					UOC:JVU	
6	PAOZZ	5340013455988	07099	3132871-9	CAP, PROTECTIVE, DUST.....	1
					UOC:JVU	
9	PAOZZ	5305012000197	97539	SM4X6MM	SCREW, SEAL.....	1
					UOC:JVU	
18	PAOZZ	5305013690872	80063	A3140089-6	SCREW, MACHINE.....	2
					UOC:JVU	
19	PAOZZ	5310014090185	80205	NAS1149CN432B	WASHER, FLAT.....	11
					UOC:JVU	
20	PAOZZ	5340013572333	07099	3132871-4	CAP, PROTECTIVE, DUST.....	1
					UOC:JVU	

END OF FIGURE



EL9WK308

Figure 151. Electronic Components Assembly - One Watt Audio Amplifier

TM 11-5820-890-20P-1

SECTION II			TM11-5820-890-20P-1			
(1)	(2)	(3)	(4)	(5)	(6)	(7)
ITEM	SMR			PART		
NO	CODE	NSN	CAGEC	NUMBER	DESCRIPTION AND USABLE ON CODES(UOC)	QTY

GROUP 510302 ELECTRONIC COMPONENTS
ASSEMBLY-ONE WATT AUDIO
AMPLIFIER

FIGURE 151

1	PAOZZ	5999013889075	72825	9766-285-07-01	CAP,ELECTRICAL.....	4
					UOC:JVU	
11	PAOZZ	5340013464291	80063	A3132871-2	CAP,PROTECTIVE,DUST.....	4
					UOC:JVU	

END OF FIGURE

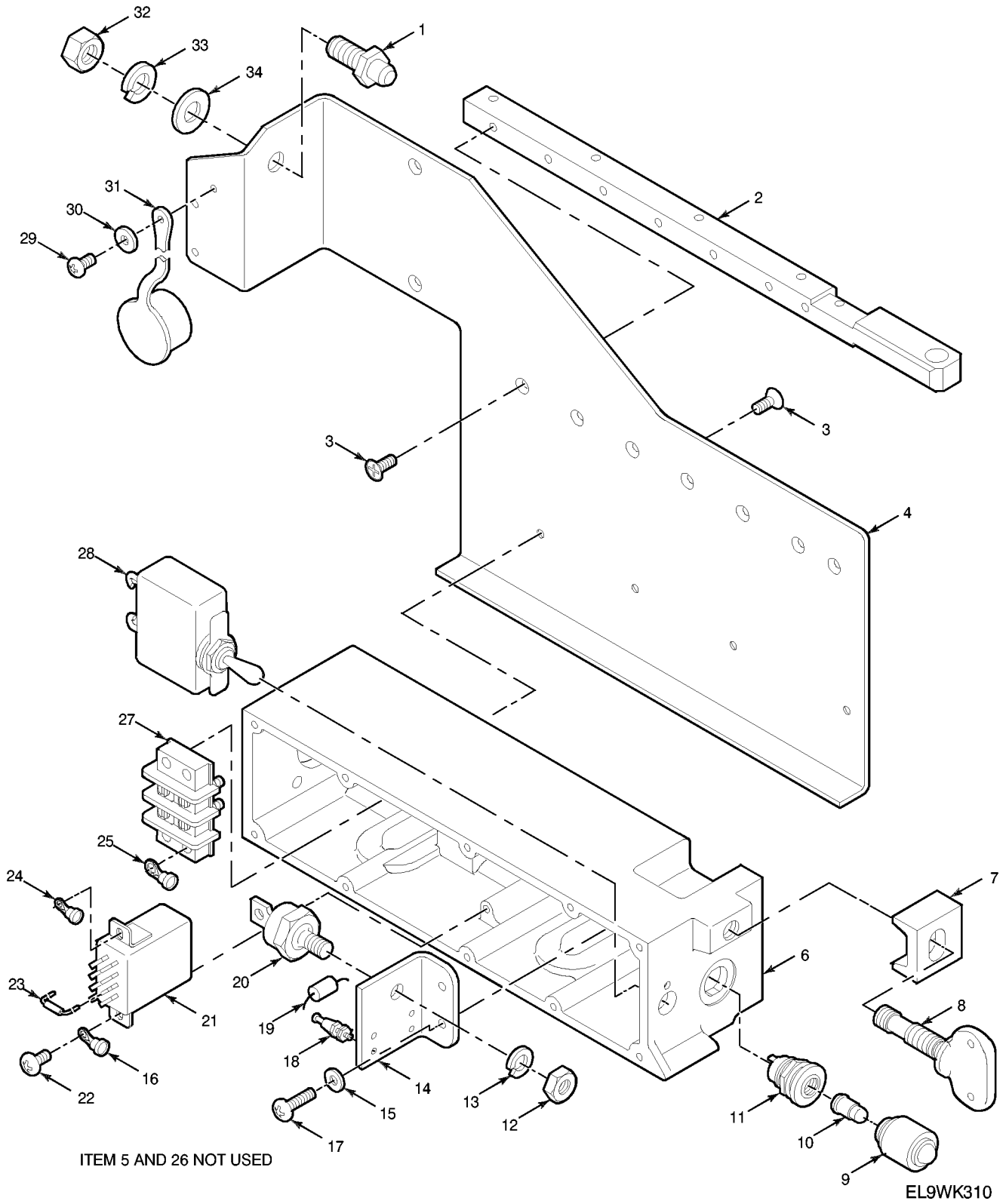


Figure 153. Electronic Components Assembly - Power Control

TM 11-5820-890-20P-1

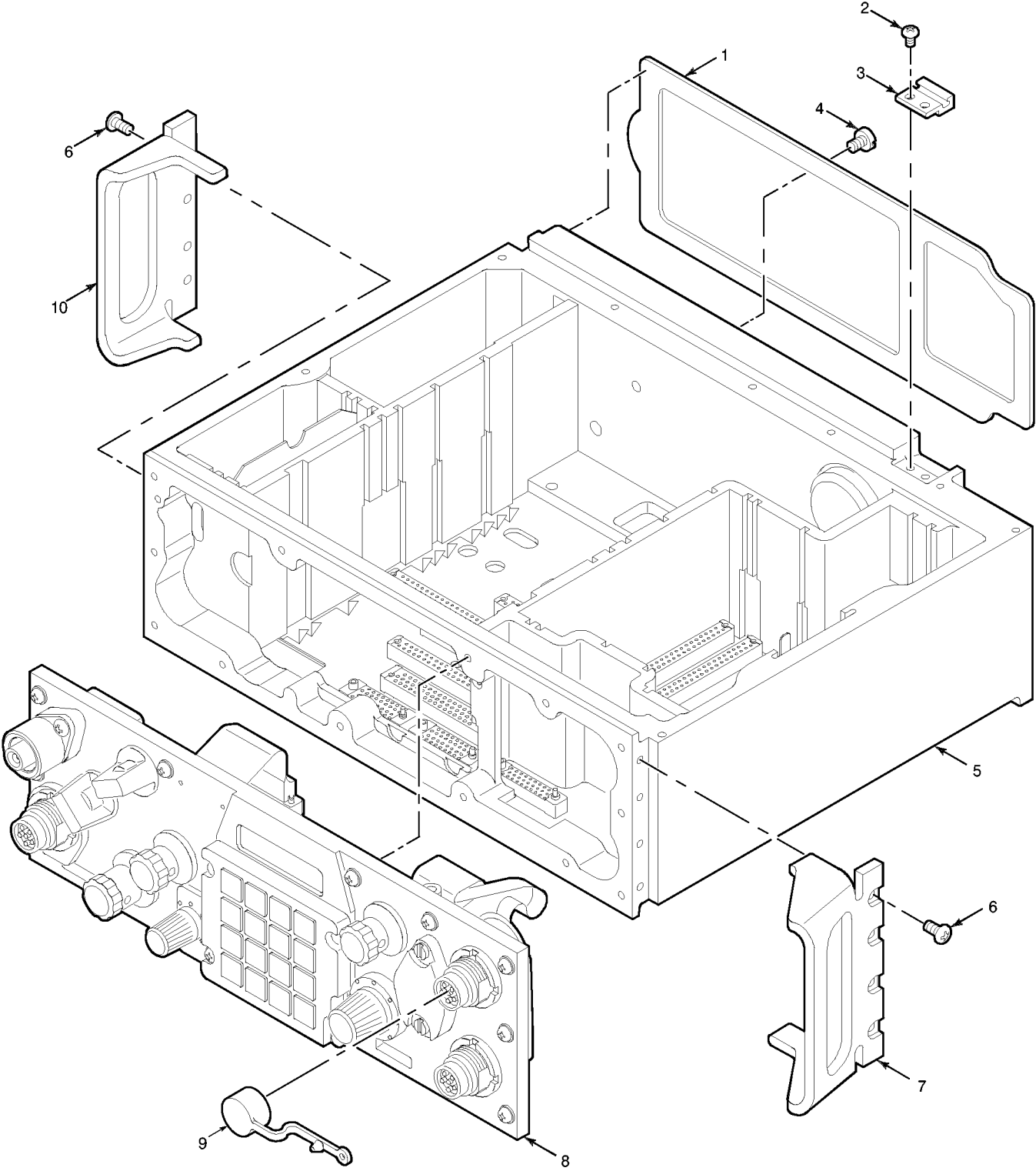
SECTION II			TM11-5820-890-20P-1			
(1)	(2)	(3)	(4)	(5)	(6)	(7)
ITEM	SMR			PART		
NO	CODE	NSN	CAGEC	NUMBER	DESCRIPTION AND USABLE ON CODES(UOC)	QTY

GROUP 510303 ELECTRICAL COMPONENTS
ASSEMBLY-POWER CONTROL

FIGURE 153

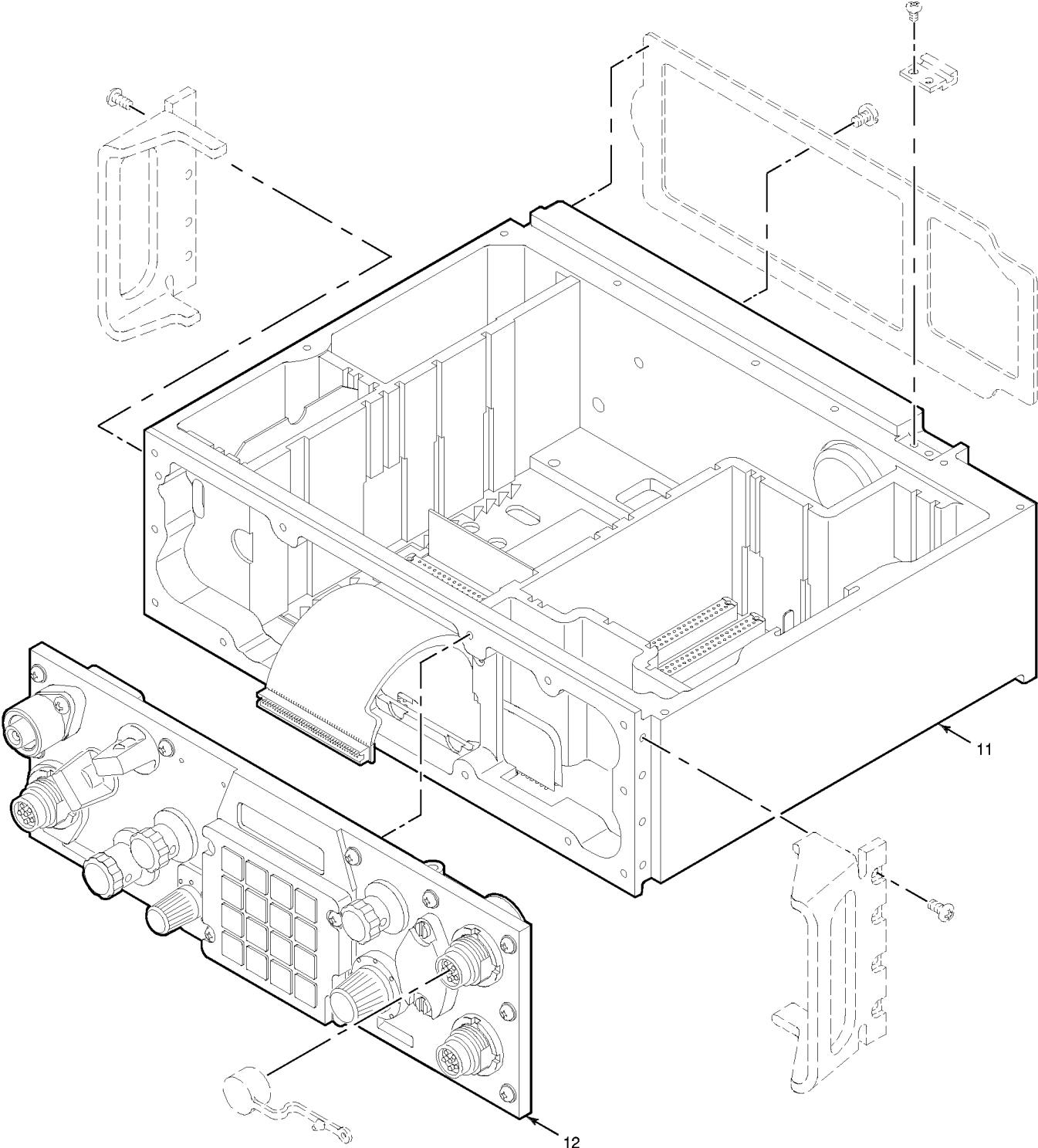
1	PAOZZ	5315012806209	80063	A3013573-2	PIN, SHOULDER, HEADLE.....	1
					UOC: JVU, KWB	
2	XBOZZ		80063	A3167761-1	PLATE, MOUNTING.....	110
					UOC: JVU, KWB	
3	PAOZZ	5305013690871	14438	A3140088-2	SCREW, MACHINE.....	11
					UOC: JVU, KWB	
7	PAOZZ	5340012013440	80063	A3013603-1	CLAMP, SYNCHRO.....	1
					UOC: JVU, KWB	
8	PROZZ	5305013044994	80063	A3132830-1	THUMBSCREW.....	1
					UOC: JVU	
8	PAOZZ	5305014394220	80063	A3132832-2	THUMBSCREW.....	1
					UOC: JVU, KWB	
9	PAOZZ	5850013720153	80063	A3012672-1	LENS, LIGHT.....	1
					UOC: JVU, KWB	
10	PAOZZ	6240010937323	96906	MS25237-8918	LAMP, INCANDESCENT.....	1
					UOC: JVU, KWB	
29	PAOZZ	5305013355185	80063	A3140090-2	SCREW, SELF-LOCKING.....	1
					UOC: JVU, KWB	
30	PAOZZ	5310014090185	80205	NAS1149CN432B	WASHER, FLAT.....	1
					UOC: JVU, KWB	
31	PAOZZ	5340013462498	07099	3132871-3	CAP, PROTECTIVE, DUST.....	1
					UOC: JVU, KWB	
32	PAOZZ	5310012663060	51792	A3013109-8	NUT, PLAIN, HEXAGON.....	1
					UOC: JVU, KWB	
33	PAOZZ	5310012681237	80063	A3013128-8	WASHER, LOCK.....	1
					UOC: JVU, KWB	
34	PAOZZ	5310013044995	8U495	A3013129-8	WASHER, FLAT.....	1
					UOC: JVU, KWB	

END OF FIGURE



EL9WK332F

Figure 166A. Receiver-Transmitter Subassembly (Sheet 1 of 2)



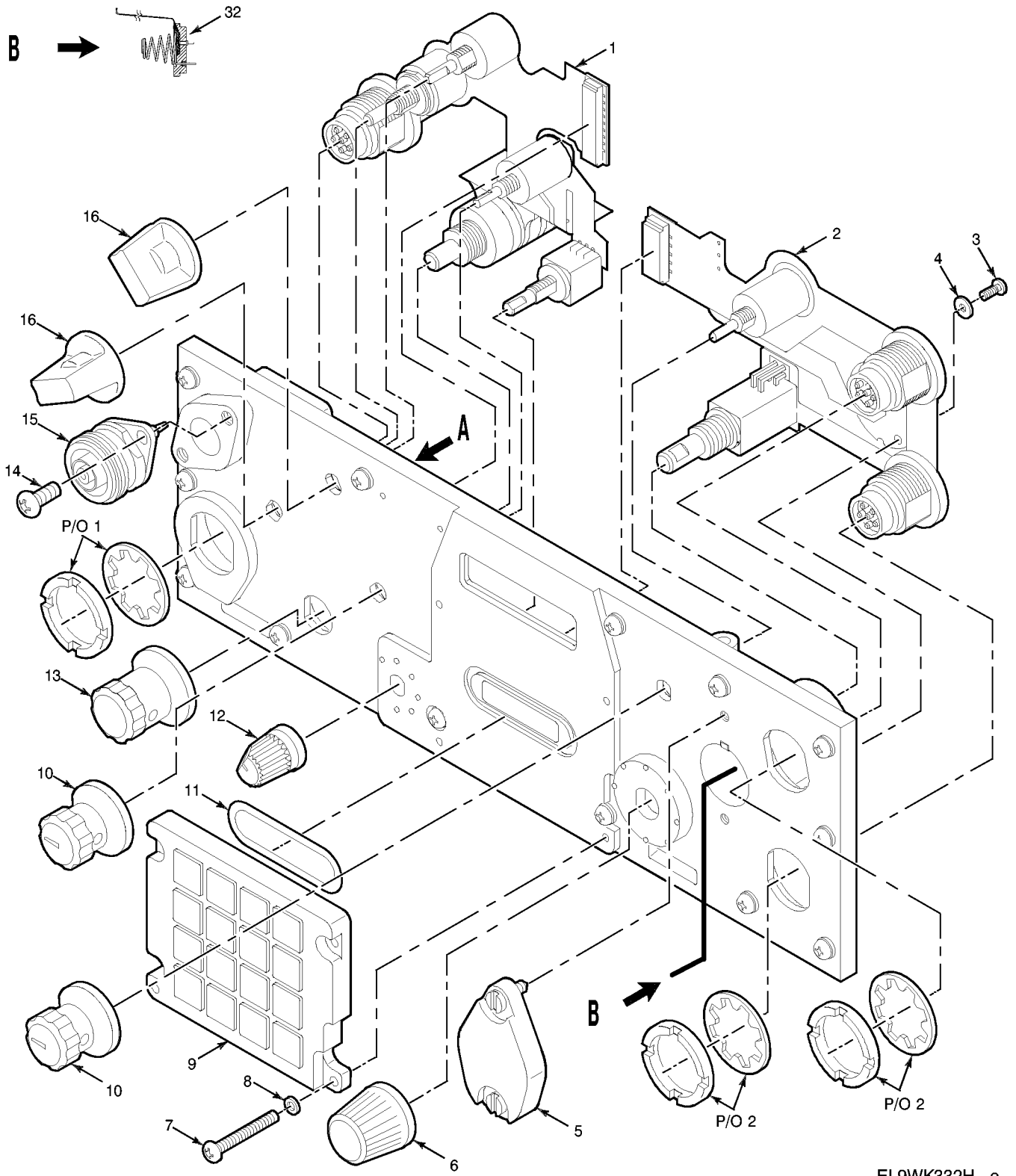
EL9WK332G

Figure 166A. Receiver-Transmitter Subassembly (Sheet 2 of 2)

TM 11-5820-890-20P-1

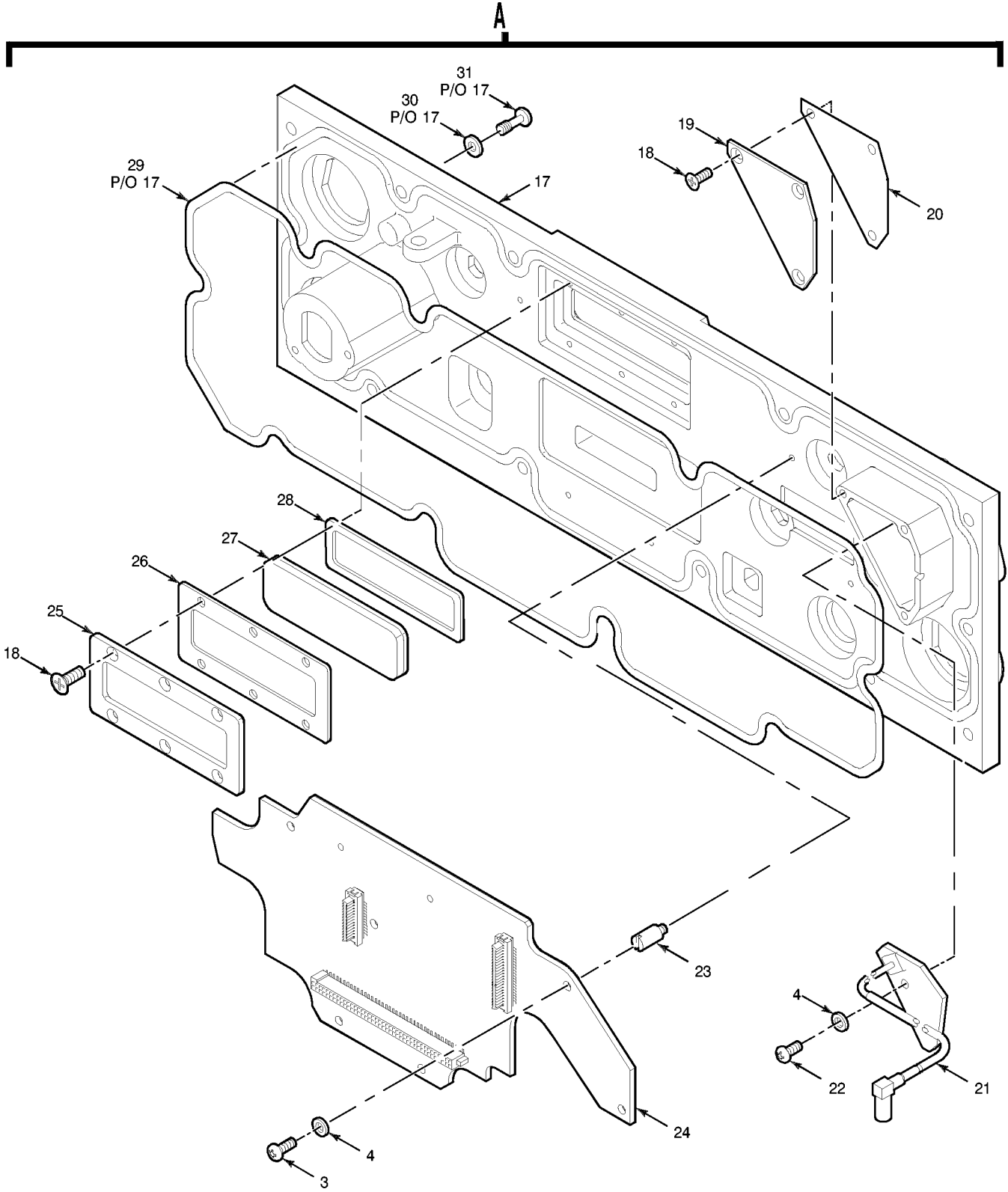
SECTION II			TM11-5820-890-20P-1		(6)	(7)
(1)	(2)	(3)	(4)	(5)		
ITEM NO	SMR CODE	NSN	CAGEC	PART NUMBER	DESCRIPTION AND USABLE ON CODES(UOC)	QTY
					GROUP 5212 RECEIVER-TRANSMITTER SUB ASSEMBLY	
					FIGURE 166A	
2	PAOZZ	5305013391093	5M496	3140090-6	SCREW,MACHINE.....	8
3	PAOZZ	5340013157952	80063	A3017838-1	STRIKE,CATCH.....	4
4	PAOZZ	5305012000197	97539	SM4X6MM	SCREW,SEAL.....	1
					UOC:KAZ	
6	PAOZZ	5305013154647	80063	A3013117-52	SCREW,MACHINE.....	8
7	PAOZZ	5340013194710	80063	A3148006-4	BRACKET,MOUNTING.....	1
9	PAOZZ	5340013464291	80063	A3132871-2	CAP,PROTECTIVE,DUST.....	2
10	PAOZZ	5340013613802	80063	A3148007-3	HANDLE,BOW.....	1

END OF FIGURE



EL9WK332H-c

Figure 166B. Receiver-Transmitter Panel Assembly (Sheet 1 of 2)



EL9WK332J

Figure 166B. Receiver-Transmitter Panel Assembly (Sheet 2 of 2)

TM 11-5820-890-20P-1

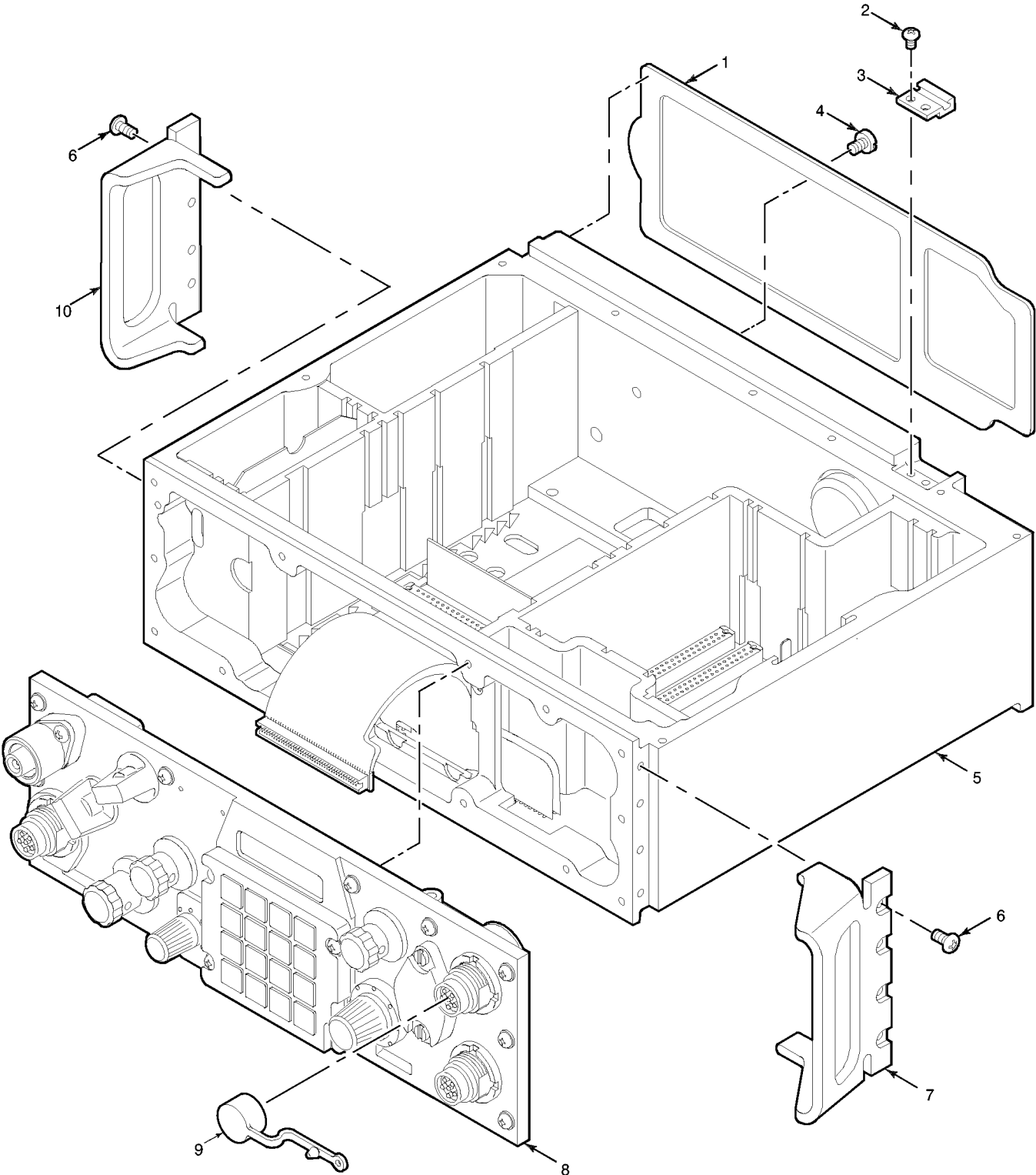
SECTION II			TM11-5820-890-20P-1			
(1)	(2)	(3)	(4)	(5)	(6)	(7)
ITEM	SMR			PART		
NO	CODE	NSN	CAGEC	NUMBER	DESCRIPTION AND USABLE ON CODES(UOC) QTY	

GROUP 521201 RECEIVER-TRANSMITTER
PANEL ASSEMBLY

FIGURE 166B

5	PAOZZ	6160013371832	80063	A3017808-1	COVER,BATTERY RETAI.....	1
6	PAOZZ	5355013157948	80063	A3148143-1	KNOB.....	1
10	PAOZZ	5355013157949	80063	A3148145-1	KNOB.....	2
12	PAOZZ	5355013157946	80063	A3148142-1	KNOB.....	1
13	PAOZZ	5355013157947	80063	A3148144-1	KNOB.....	1
14	PAOZZ	5305012022672	80063	A3013117-17	SCREW,MACHINE.....	2
15	PAOZZ	5935013860360	80063	A3167886-1	CONNECTOR,RECEPTACL.....	1
16	PAOZZ	5355013543219	80063	A3148141-1	KNOB.....	2

END OF FIGURE



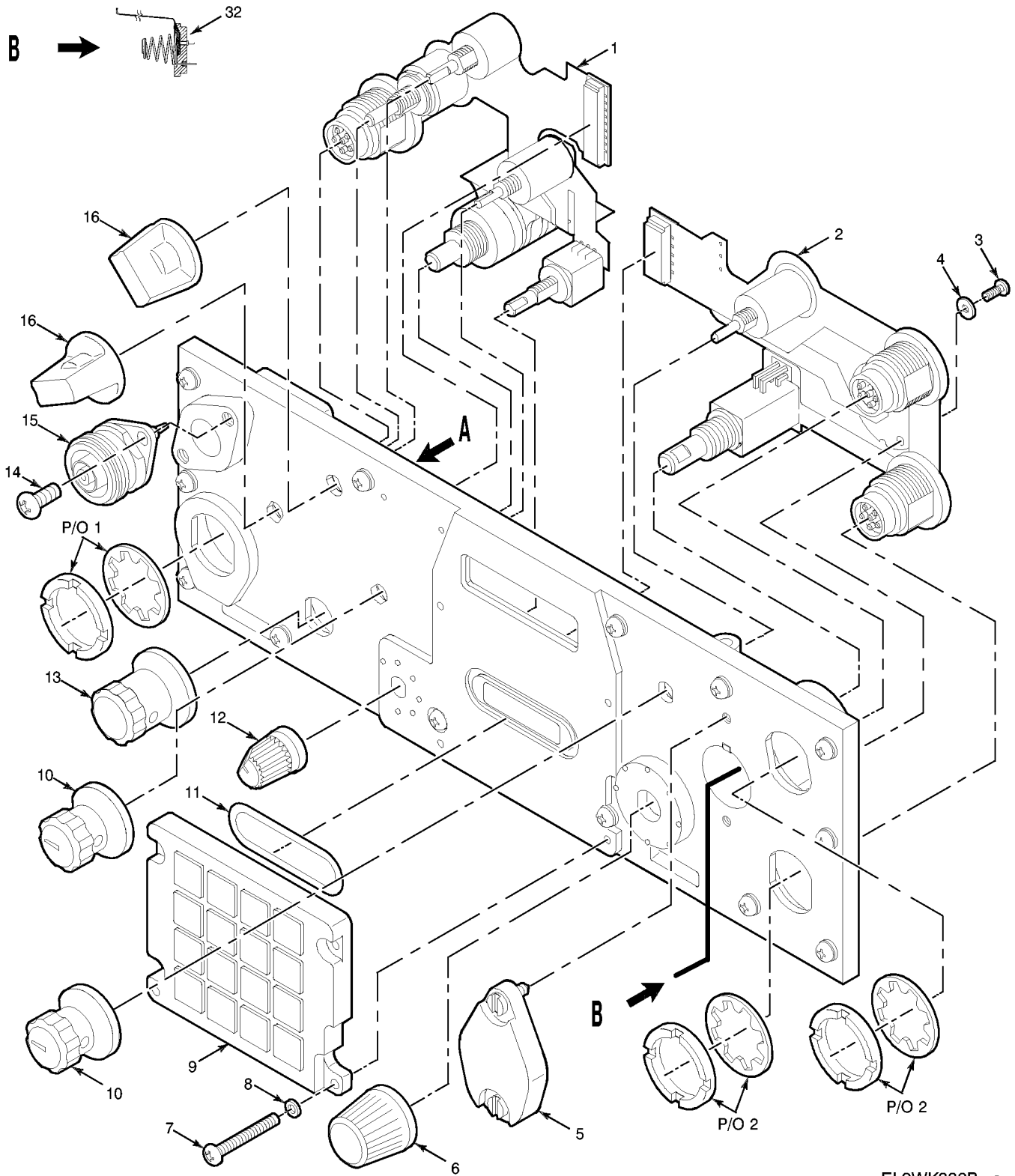
EL9WK332N

Figure 166Q. Receiver-Transmitter Subassembly

TM 11-5820-890-20P-1

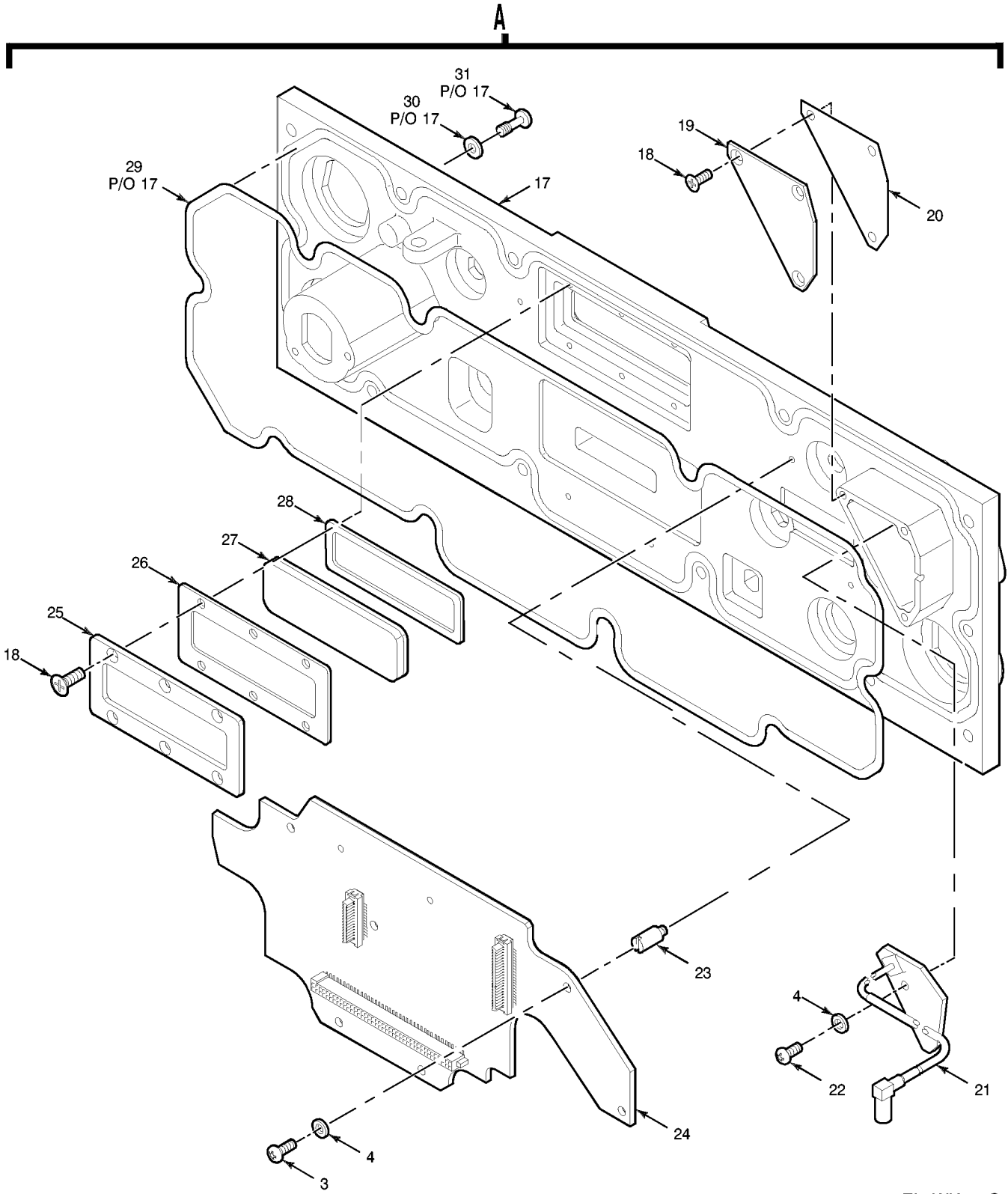
SECTION II			TM11-5820-890-20P-1		(6)	(7)
(1)	(2)	(3)	(4)	(5)		
ITEM NO	SMR CODE	NSN	CAGEC	PART NUMBER	DESCRIPTION AND USABLE ON CODES(UOC)	QTY
					GROUP 5506 RECEIVER-TRANSMITTER SUBASSEMBLY	
					FIGURE 166Q	
2	PAOZZ	5305013391093	5M496	3140090-6	SCREW, MACHINE.....	8
3	PAOZZ	5340013157952	80063	A3017838-1	STRIKE, CATCH.....	4
4	PAOZZ	5305012000197	97539	SM4X6MM	SCREW, SEAL.....	1
					UOC:KAZ	
6	PAOZZ	5305013154647	80063	A3013117-52	SCREW, MACHINE.....	8
7	PAOZZ	5340013194710	80063	A3148006-4	BRACKET, MOUNTING.....	1
9	PAOZZ	5340013464291	80063	A3132871-2	CAP, PROTECTIVE, DUST.....	2
10	PAOZZ	5340013613802	80063	A3148007-3	HANDLE, BOW.....	1

END OF FIGURE



EL9WK332P-c

Figure 166R. Receiver-Transmitter Panel Assembly (Sheet 1 of 2)



EL9WK332Q

Figure 166R. Receiver-Transmitter Panel Assembly (Sheet 2 of 2)

TM 11-5820-890-20P-1

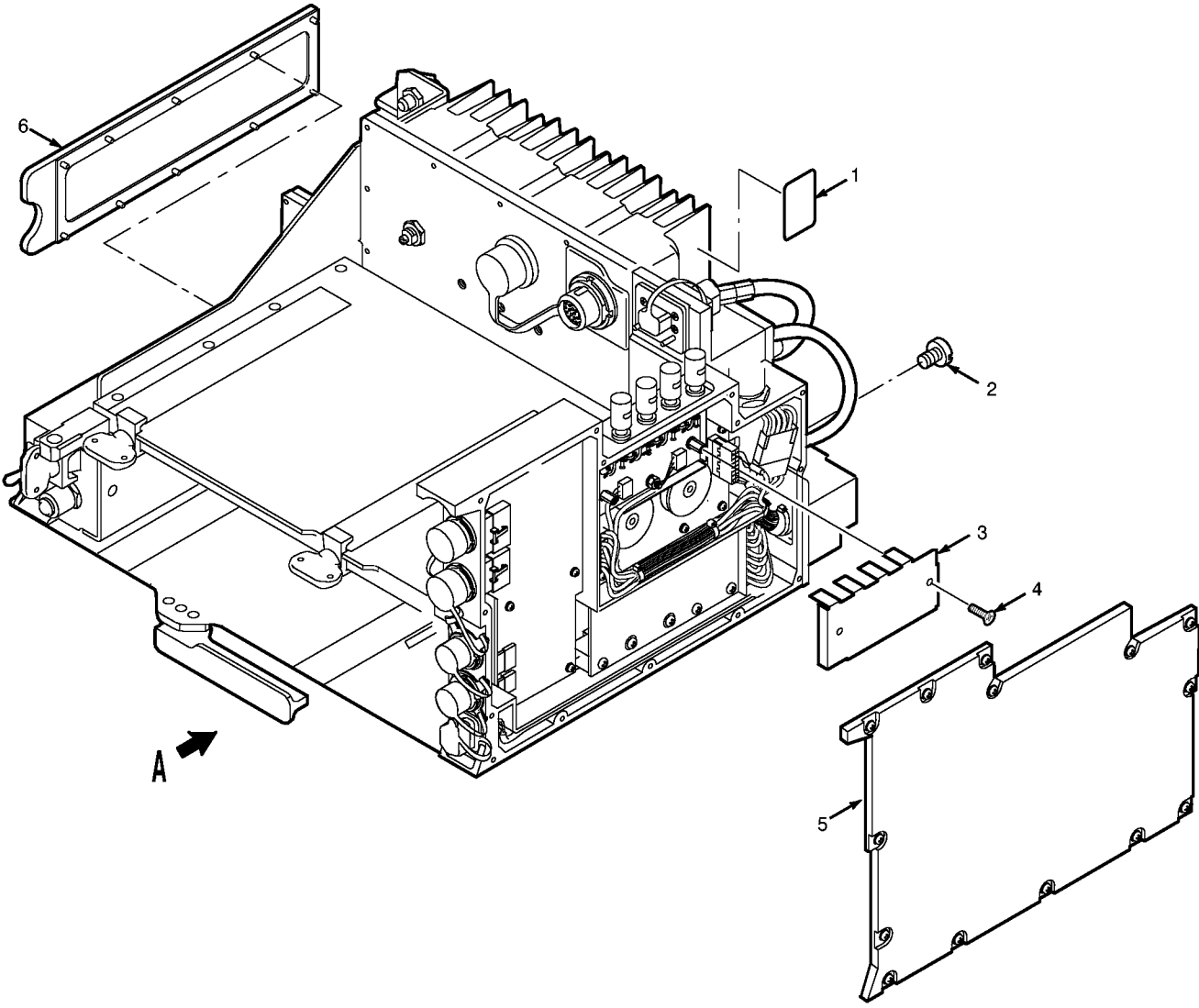
SECTION II			TM11-5820-890-20P-1			
(1)	(2)	(3)	(4)	(5)	(6)	(7)
ITEM	SMR			PART		
NO	CODE	NSN	CAGEC	NUMBER	DESCRIPTION AND USABLE ON CODES(UOC) QTY	

GROUP 550601 RECEIVER-TRANSMITTER
PANEL ASSEMBLY

FIGURE 166R

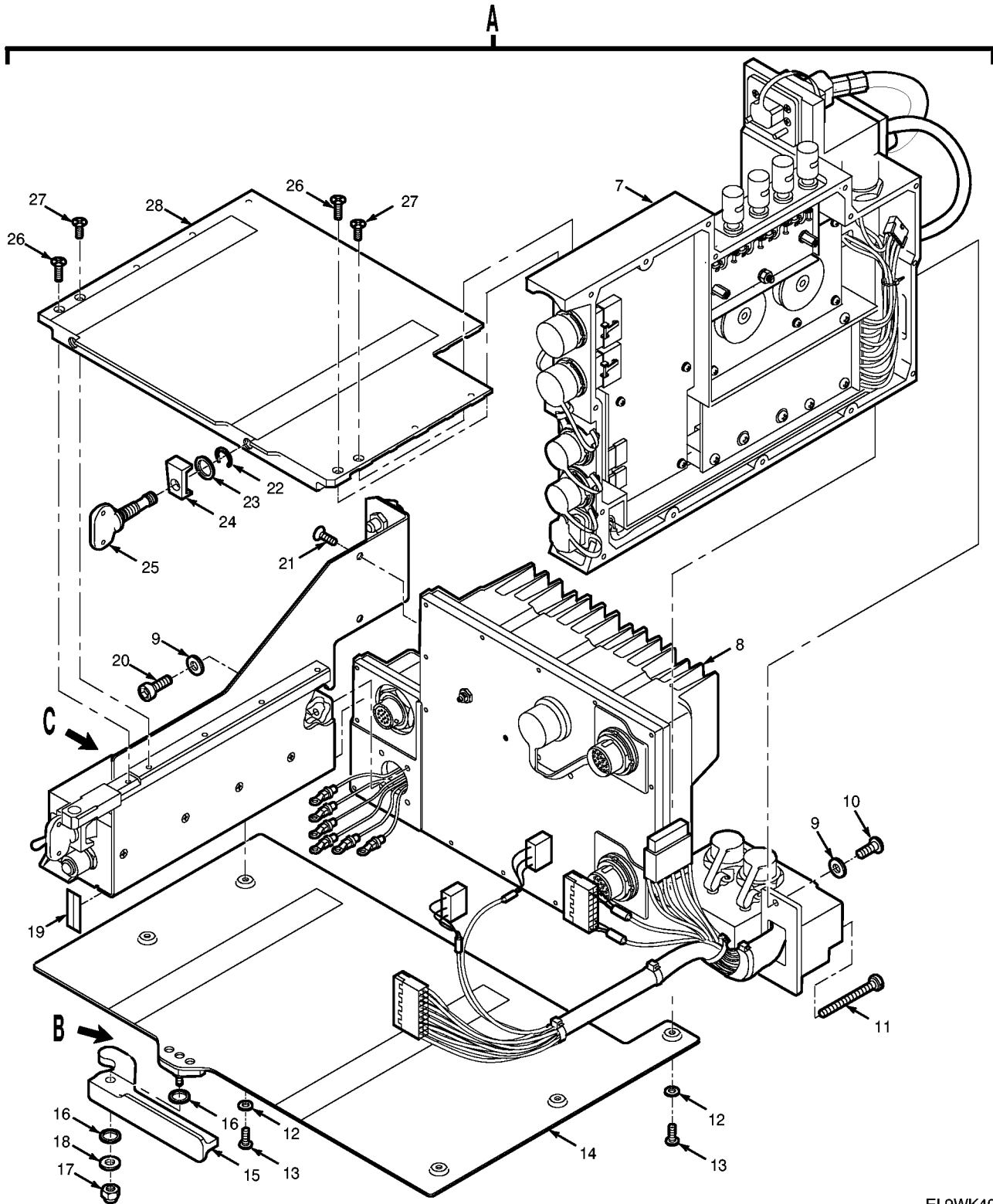
5	PAOZZ	6160013371832	80063	A3017808-1	COVER,BATTERY RETAI.....	1
6	PAOZZ	5355013157948	80063	A3148143-1	KNOB.....	1
10	PAOZZ	5355013157949	80063	A3148145-1	KNOB.....	2
12	PAOZZ	5355013157946	80063	A3148142-1	KNOB.....	1
13	PAOZZ	5355013157947	80063	A3148144-1	KNOB.....	1
14	PAOZZ	5305012022672	80063	A3013117-17	SCREW,MACHINE.....	2
15	PAOZZ	5935013860360	80063	A3167886-1	CONNECTOR,RECEPTACL.....	1
16	PAOZZ	5355013543219	80063	A3148141-1	KNOB.....	2
12	PAOZZ	5305014312242	14438	3140089-8	SCREW,MACHINE.....	1
					UOC:KWA	
13	PAOZZ	5310012032651	51792	A3013124-3	WASHER,FLAT.....	1
14	PAOZZ	5340014315254	80063	A3167729-1	CAP,PROTECTIVE,DUST.....	1
					UOC:KWA	

END OF FIGURE



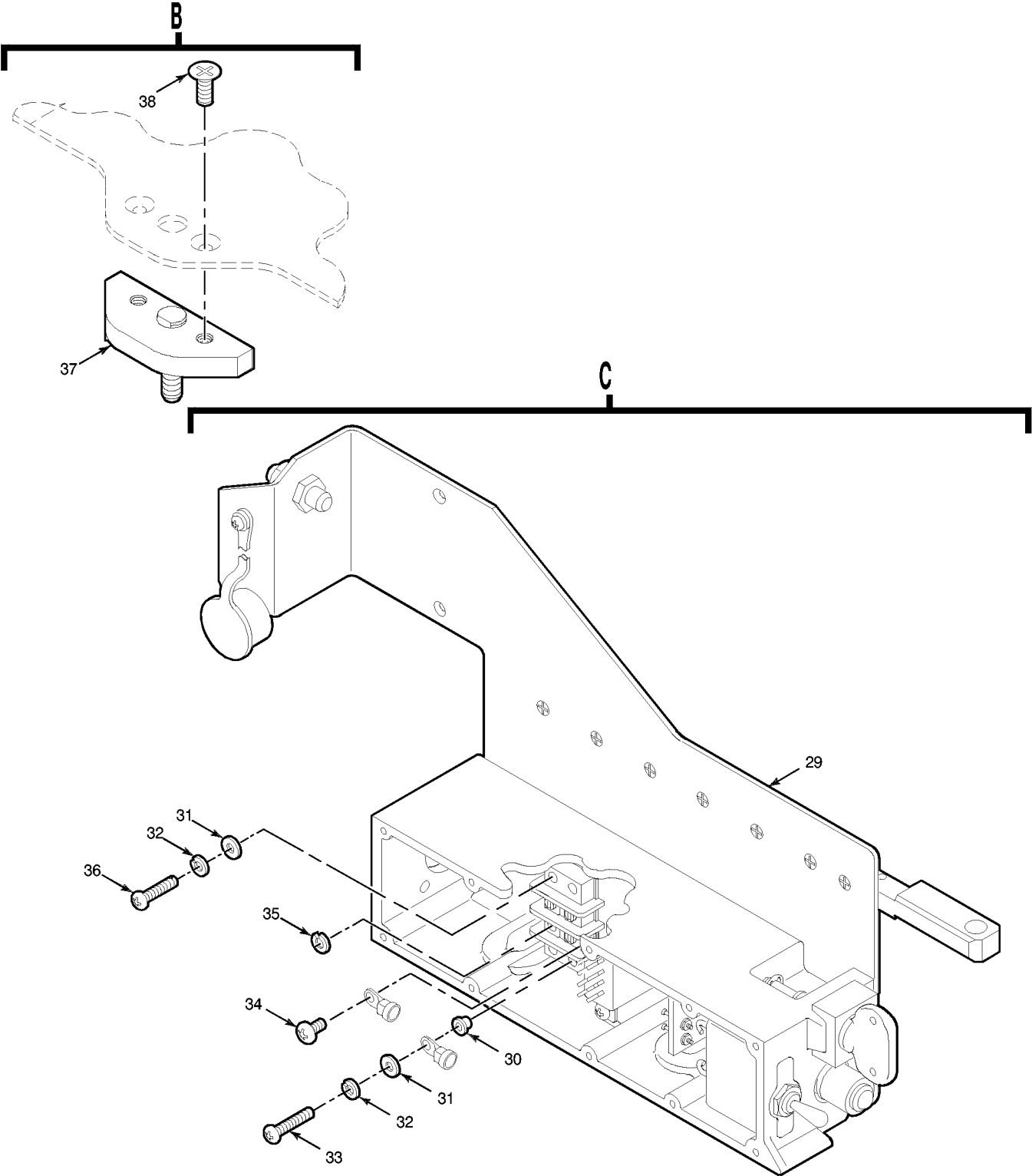
EL9WK400

Figure 166T. Vehicular Amplifier-Adapter AM-7239C/VRC (Sheet 1 of 3)



EL9WK401

Figure 166T. Vehicular Amplifier-Adapter AM-7239C/VRC (Sheet 2 of 3)



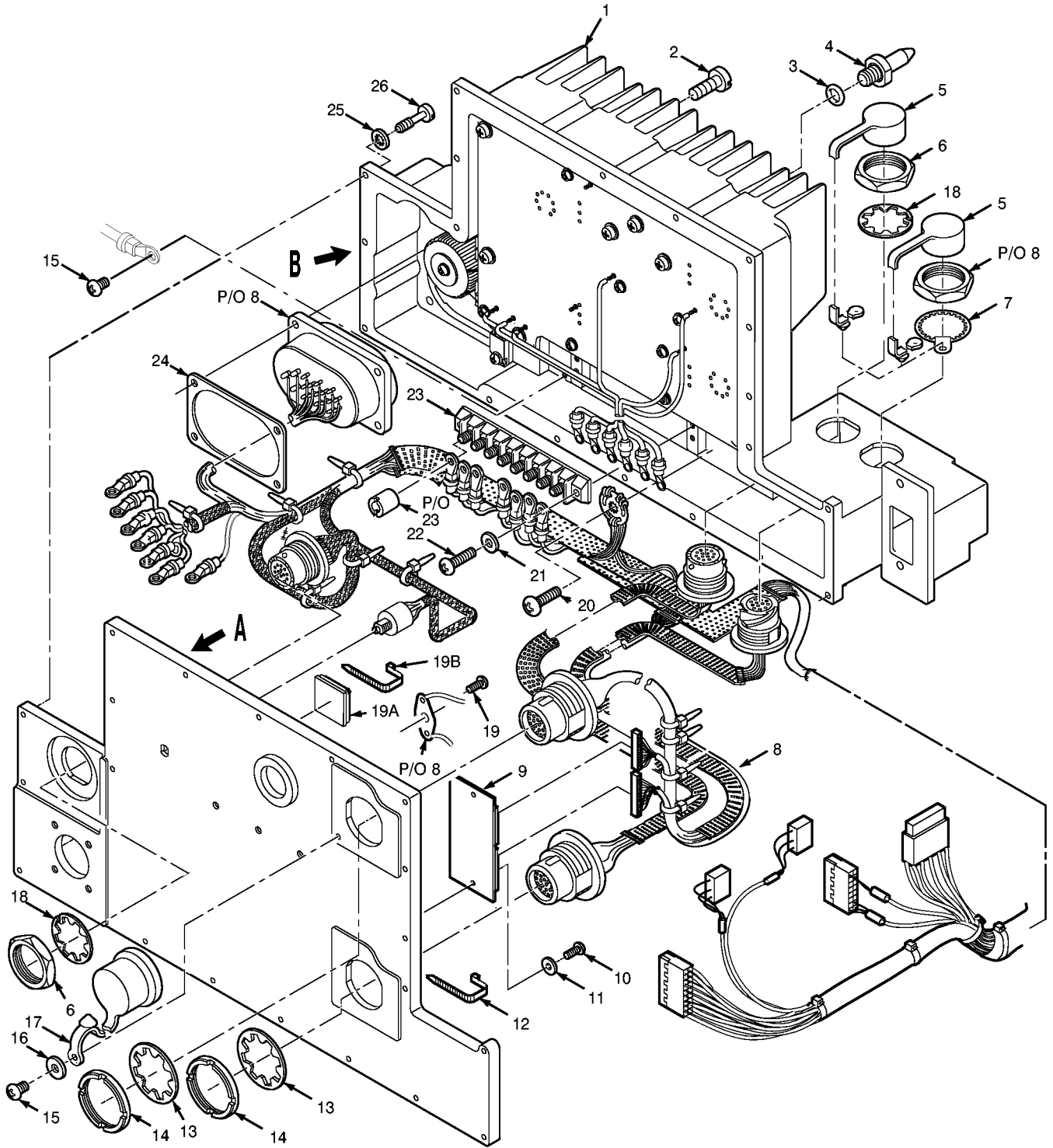
EL9WK402

Figure 166T. Vehicular Amplifier-Adapter AM-7239C/VRC (Sheet 3 of 3)

TM 11-5820-890-20P-1

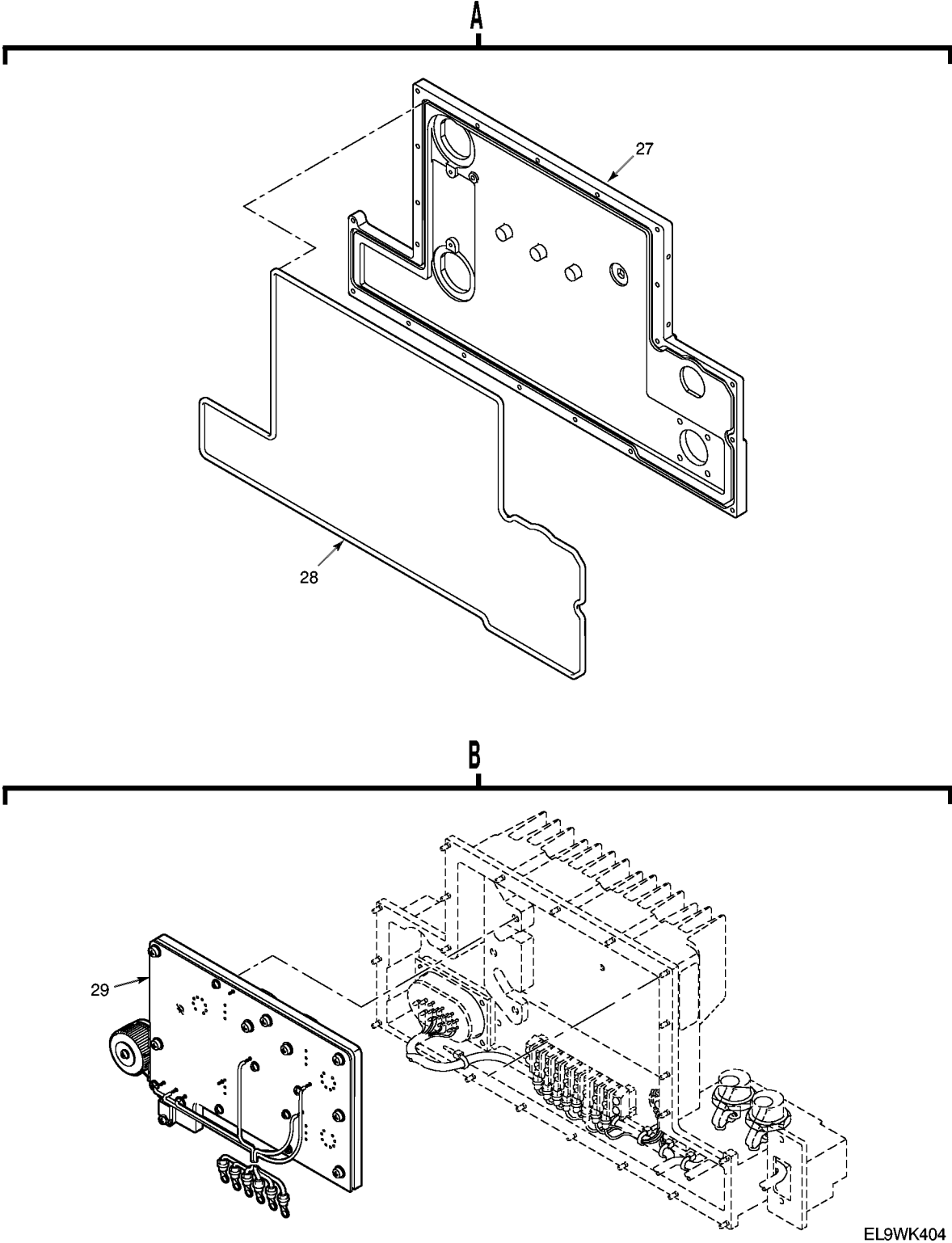
SECTION II			TM11-5820-890-20P-1		(6)	(7)
(1)	(2)	(3)	(4)	(5)		
ITEM NO	SMR CODE	NSN	CAGEC	PART NUMBER	DESCRIPTION AND USABLE ON CODES(UOC)	QTY
					GROUP 56 AMPLIFIER-ADAPTER AM-7239C/VRC	
					FIGURE 166T	
2	PAOZZ	5305012000197	97539	SM4X6MM	SCREW,SEAL.....	1
					UOC:KWB	
9	PAFZZ	5310012053472	8U495	A3013129-4	WASHER,FLAT.....	5
					UOC:KWB	
12	PAOZZ	5310013068125	8U495	A3013129-10	WASHER,FLAT.....	5
					UOC:KWB	
13	PAOZZ	5305013355185	80063	A3140090-2	SCREW,SELF-LOCKING.....	5
					UOC:KWB	
14	PAOZZ	5975014307120	80063	A3168013-2	MOUNTING BASE,ELECT.....	1
					UOC:KWB	
15	PAOZZ	3040012612630	80063	A3168012-1	LEVER,MANUAL CONTRO.....	1
					UOC:KWB	
16	PAOZZ	5310014267543	81349	M12133/3-266	WASHER,SPRING TENSI.....	2
					UOC:KWB	
17	PAOZZ	5310014309243	72962	73 E20057-M4	NUT,PLAIN,HEXAGON.....	1
					UOC:KWB	
18	PAOZZ	5310014664854	80063	A3013124-11	WASHER,FLAT.....	1
					UOC:KWB	
22	PAOZZ	5325008450286	96906	MS16632-4031	RING,RETAINING.....	2
					UOC:KWB	
23	PAOZZ	5310013030313	80063	A3014228-1	WASHER,FLAT.....	2
					UOC:KWB	
24	PAOZZ	5340012006617	80063	A3013608-1	CLAMP,SYNCHRO.....	2
					UOC:KWB	
25	PAOZZ	5305014394220	80063	A3132832-2	THUMBSCREW.....	2
					UOC:KWB	
28	XBOZZ		80063	A3148039-1	SHELF,ELECTRICAL (SERIAL NUMBER....	1
					EFFECTIVITY 000001 THRU 005100)	
					UOC:KWB	
28	XBOZZ		80063	A3148039-2	SHELF,ELECTRICAL (SERIAL NUMBER....	1
					EFFECTIVITY 005101 AND SUBSEQUENT)	
					UOC:KWB	
37	PAOZZ	5340014335455	80063	A3191113-1	BRACKET,MOUNTING.....	1
					UOC:JVU,KWB	
38	PAOZZ	5305014172469	14438	3140088-5	SCREW,MACHINE.....	2
					UOC:KWB	

END OF FIGURE



EL9WK403

Figure166U. Power Supply - Vehicular Adapter (Sheet 1 of 2)



EL9WK404

Figure 166U. Power Supply - Vehicular Adapter (Sheet 2 of 2)

TM 11-5820-890-20P-1

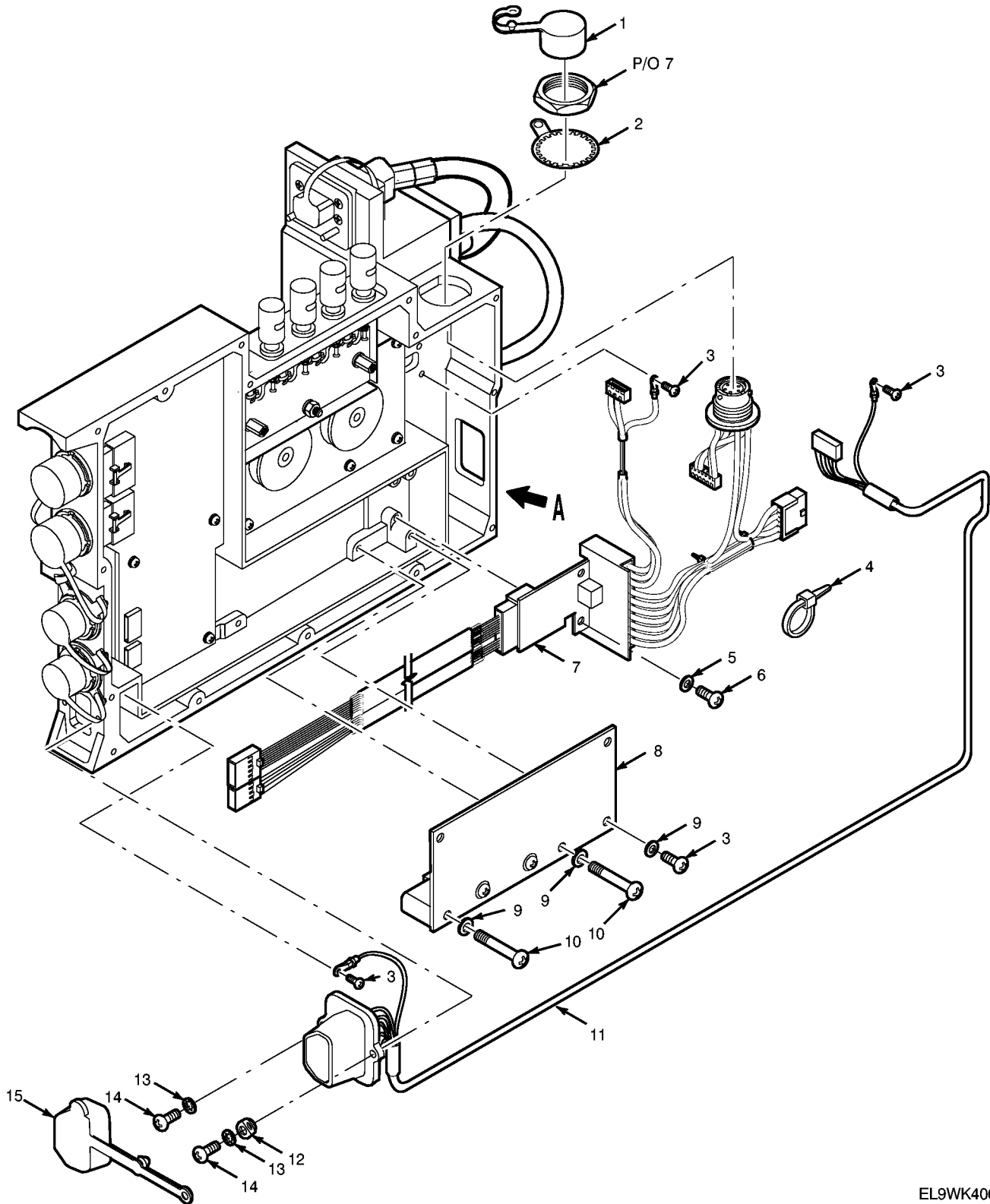
SECTION II			TM11-5820-890-20P-1		(6)	(7)
(1)	(2)	(3)	(4)	(5)		
ITEM	SMR			PART		
NO	CODE	NSN	CAGEC	NUMBER	DESCRIPTION AND USABLE ON CODES(UOC)	QTY

GROUP 5601 POWER SUPPLY-VEHICULAR
ADAPTER

FIGURE 166U

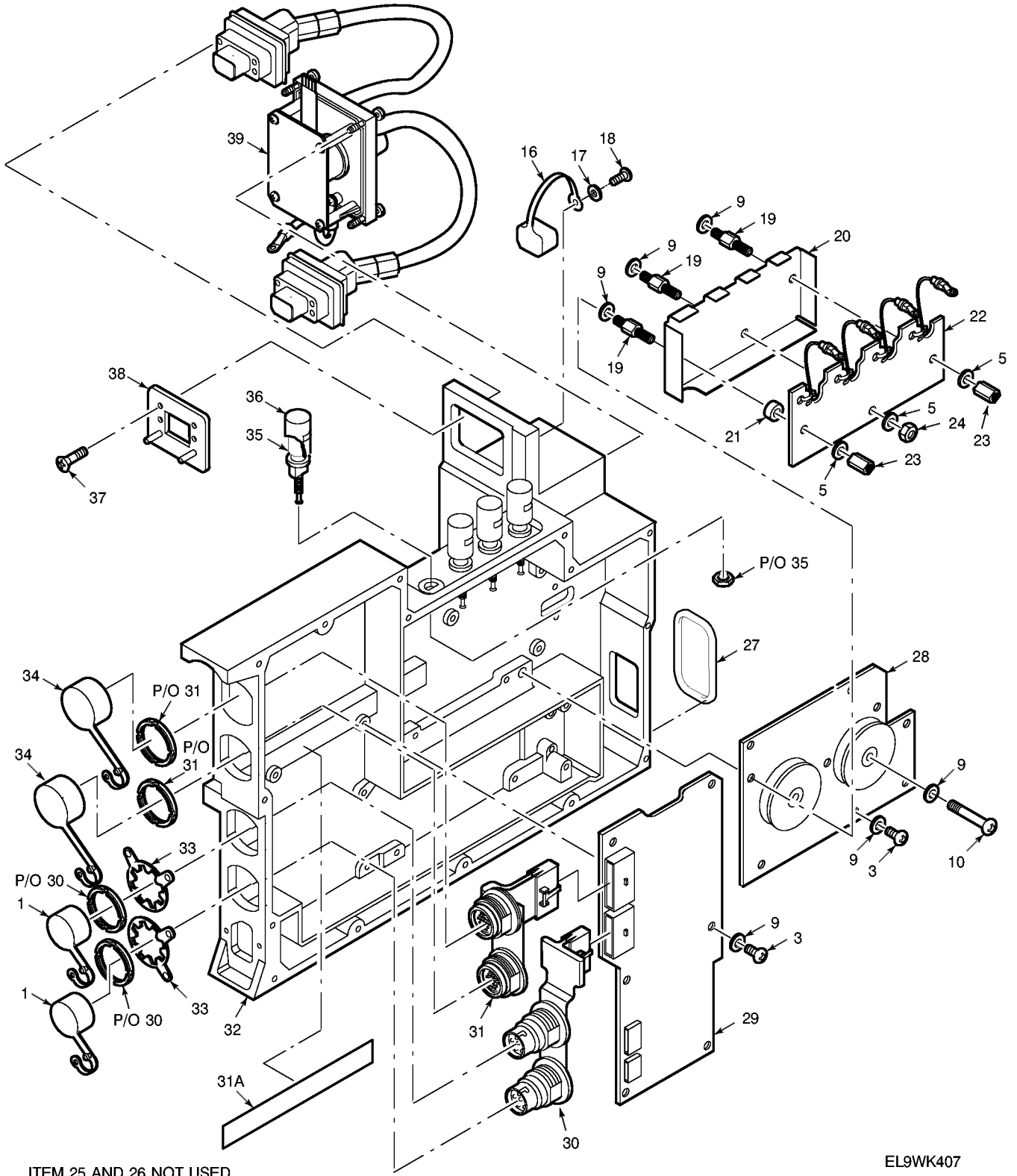
5	PAOZZ	5340013455988	80063	A3132871-9	CAP, PROTECTIVE, DUST.....	2
					UOC:KWB	
17	PAOZZ	5340013572333	80063	A3132871-4	CAP, PROTECTIVE, DUST.....	1
					UOC:KWB	

END OF FIGURE



EL9WK406

Figure 166W. Electronic Components Assembly - Sidehat (Sheet 1 of 2)



ITEM 25 AND 26 NOT USED

EL9WK407

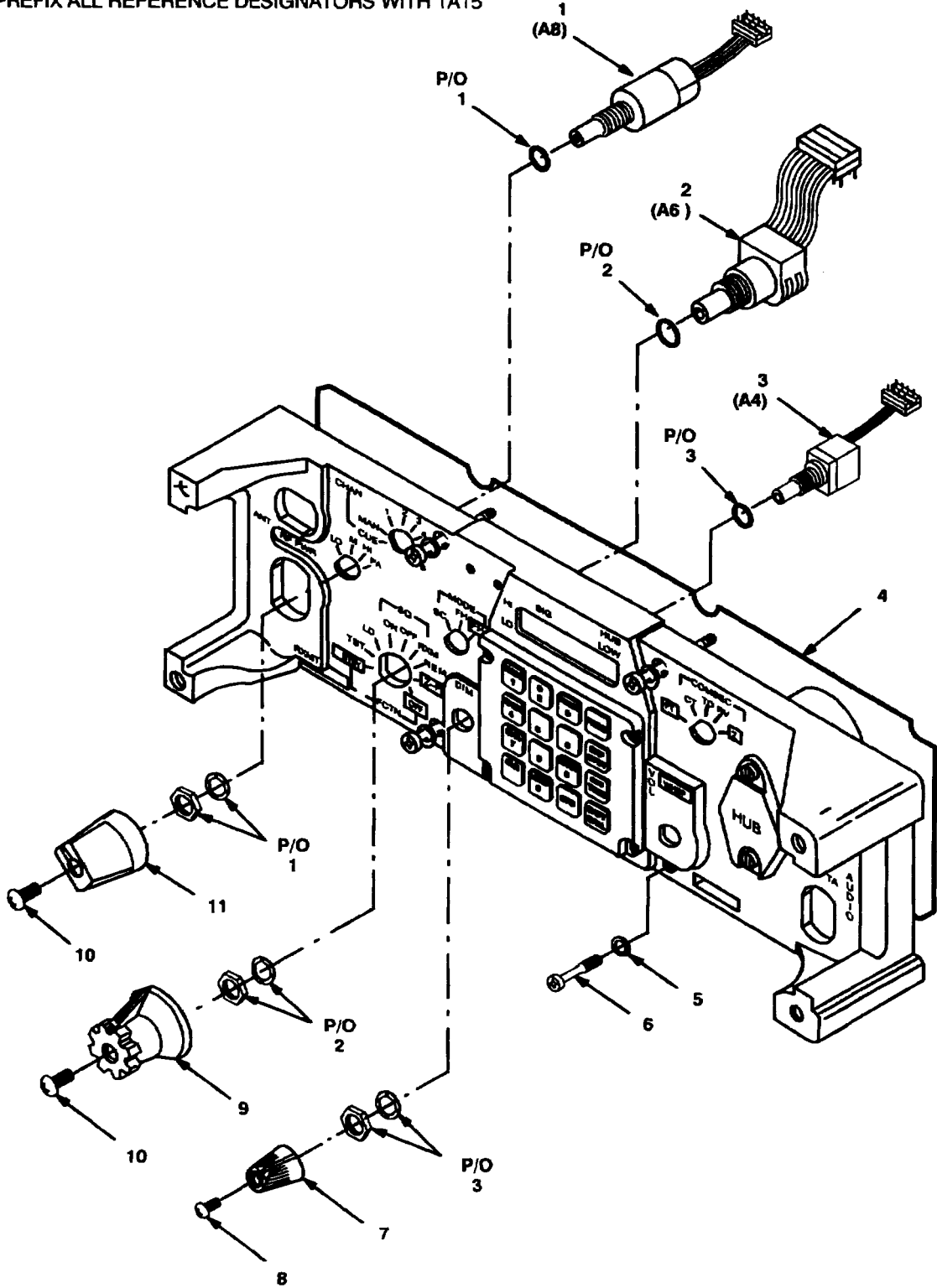
Figure 166W. Electronic Components Assembly - Sidehat (Sheet 2 of 2)

TM 11-5820-890-20P-1

SECTION II			TM11-5820-890-20P-1		(6)	(7)
(1)	(2)	(3)	(4)	(5)		
ITEM NO	SMR CODE	NSN	CAGEC	PART NUMBER	DESCRIPTION AND USABLE ON CODES(UOC)	QTY
					GROUP 5602 ELECTRONICS ASSEMBLY-SIDEHAT	
					FIGURE 166W	
1	PAOZZ	5340013464291	80063	A3132871-2	CAP, PROTECTIVE, DUST.....	3
					UOC:KWB	
15	PAOZZ	5340014654793	80063	A3249536-1	CAP, PROTECTIVE, DUST.....	1
					UOC:KWB	
16	PAOZZ	5340014654794	80063	A3249537-1	CAP, PROTECTIVE, DUST.....	1
					UOC:KWB	
34	PAOZZ	5340013455988	80063	A3132871-9	CAP, PROTECTIVE, DUST.....	2
					UOC:KWB	

END OF FIGURE

NOTE:
PREFIX ALL REFERENCE DESIGNATORS WITH 1A15

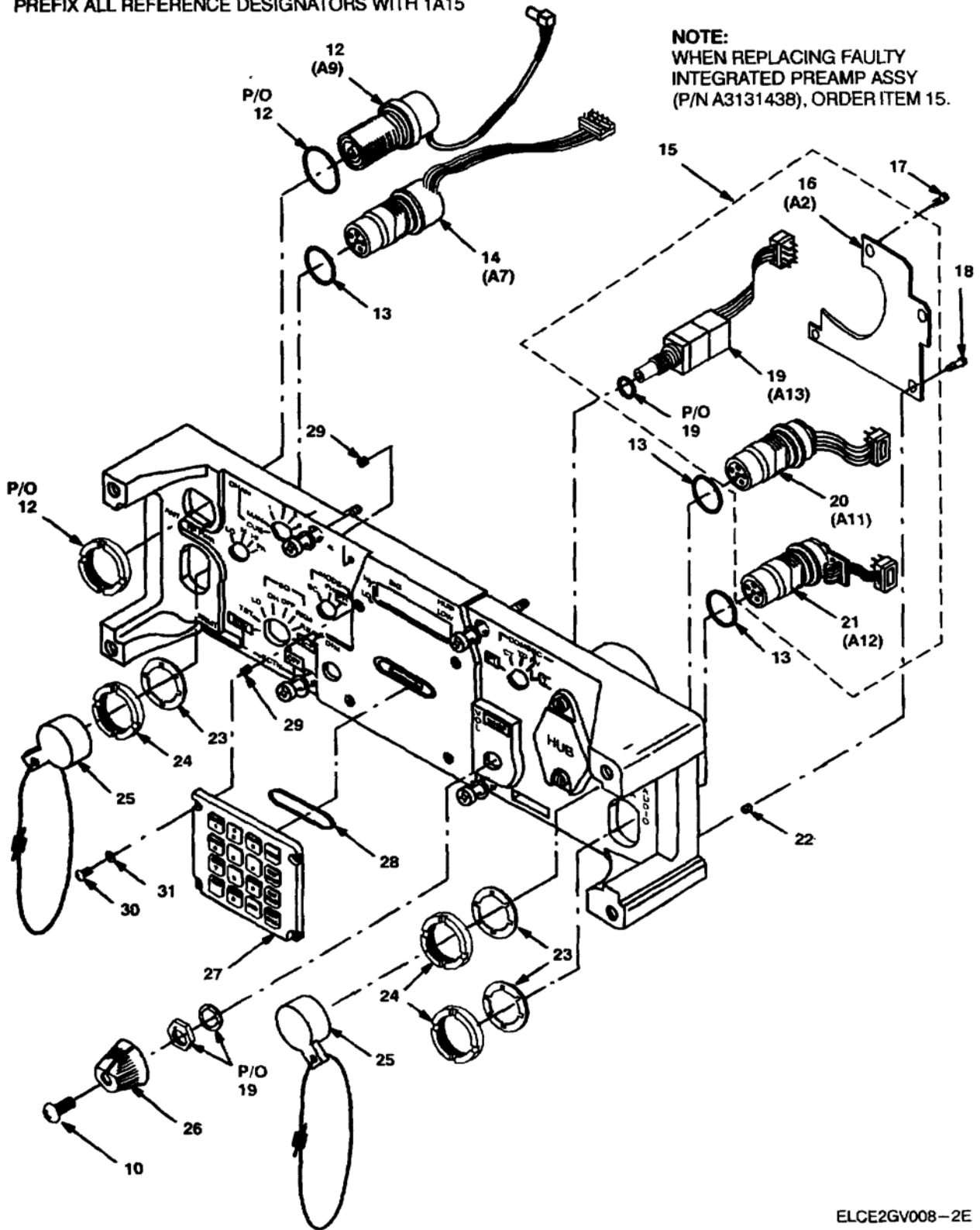


ELCE2GV008-1C

Figure 203. Front Panel Assembly (Sheet 1 of 3)

NOTE:
PREFIX ALL REFERENCE DESIGNATORS WITH 1A15

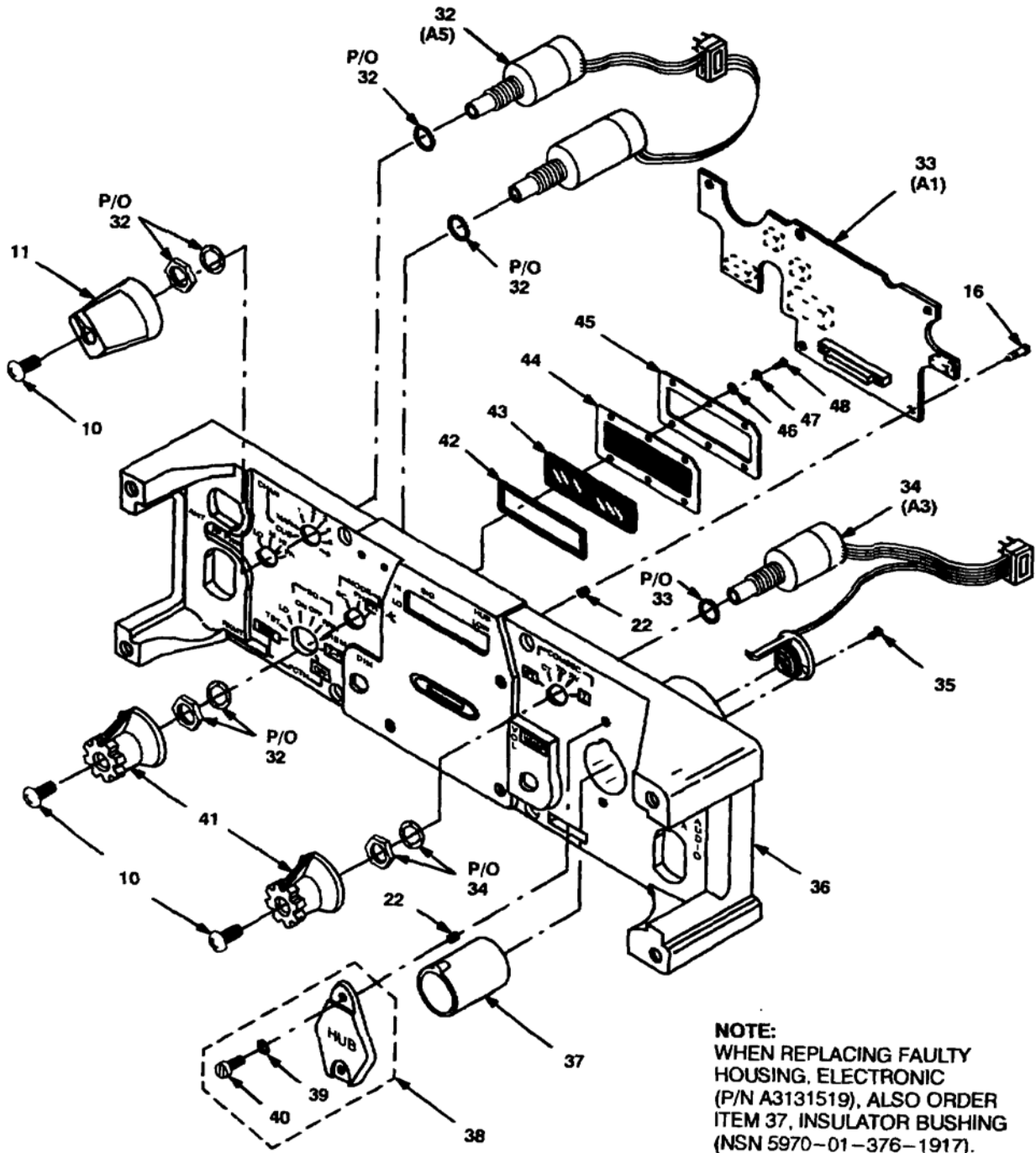
NOTE:
WHEN REPLACING FAULTY
INTEGRATED PREAMP ASSY
(P/N A3131438), ORDER ITEM 15.



ELCE2GV008-2E

Figure 203. Front Panel Assembly (Sheet 2 of 3)

NOTE:
PREFIX ALL REFERENCE DESIGNATORS WITH 1A15



NOTE:
WHEN REPLACING FAULTY
HOUSING, ELECTRONIC
(P/N A3131519), ALSO ORDER
ITEM 37, INSULATOR BUSHING
(NSN 5970-01-376-1917).

ELCE2GV008-3F

Figure 203. Front Panel Assembly (Sheet 3 of 3)

TM 11-5820-890-20P-1

SECTION II			TM11-5820-890-20P-1		(6)	(7)
(1)	(2)	(3)	(4)	(5)		
ITEM	SMR			PART		
NO	CODE	NSN	CAGEC	NUMBER	DESCRIPTION AND USABLE ON CODES(UOC) QTY	

GROUP 8016 FRONT PANEL ASSEMBLY

FIGURE 203

7	PAOZZ	5355013821108	80063	A3131446	1	1	KNOB DIM.....
8	PAOZZ	5305013762203	80063	A3131849	1	1	SCREW,MACHINE.....
9	PAOZZ	5355013512337	80063	A3131425	1	1	KNOB FUNCTION-RT.....
10	PAOZZ	5305013742158	80063	A3131789	6	6	SCREW,MACHINE.....
11	PAOZZ	5355013512339	80063	A3131423	2	2	KNOB PWR/CHAN.....
25	PAOZZ	5340013996114	80063	A3131669-4	2	2	CAP,PROTECTIVE,DUST.....
26	PAOZZ	5355013512338	80063	A3131422	1	1	KNOB VOLUME.....
37	PAOZZ	5970013517924	80063	A3131778	1	1	INSULATOR,BUSHING HUB SLEEVE.....
							(SERIAL NUMBER EFFECTIVITY 00551 THRU 02275)
							USE WITH ITEM 36, P/N A3131519)
37	PAOZZ	5970013761917	80063	A3131647	1	1	INSULATOR,BUSHING HUB SLEEVE.....
							(SERIAL NUMBER EFFECTIVITY 02276 AND SUBSEQUENT)
							(USE WITH ITEM 36, P/N A3131946)
38	PAOZZ	5895013514535	80063	A3131670	1	1	COVER,ELECTRONIC CO.....
39	PAOZZ	5310013534941	80205	NAS620C4LP	2	2	WASHER,FLAT.....
40	PAOZZ	5305013521691	80063	A3131431	2	2	SCREW,MACHINE.....
41	PAOZZ	5355013518003	80063	A3131424	2	2	KNOB COMSEC/MODE.....

END OF FIGURE

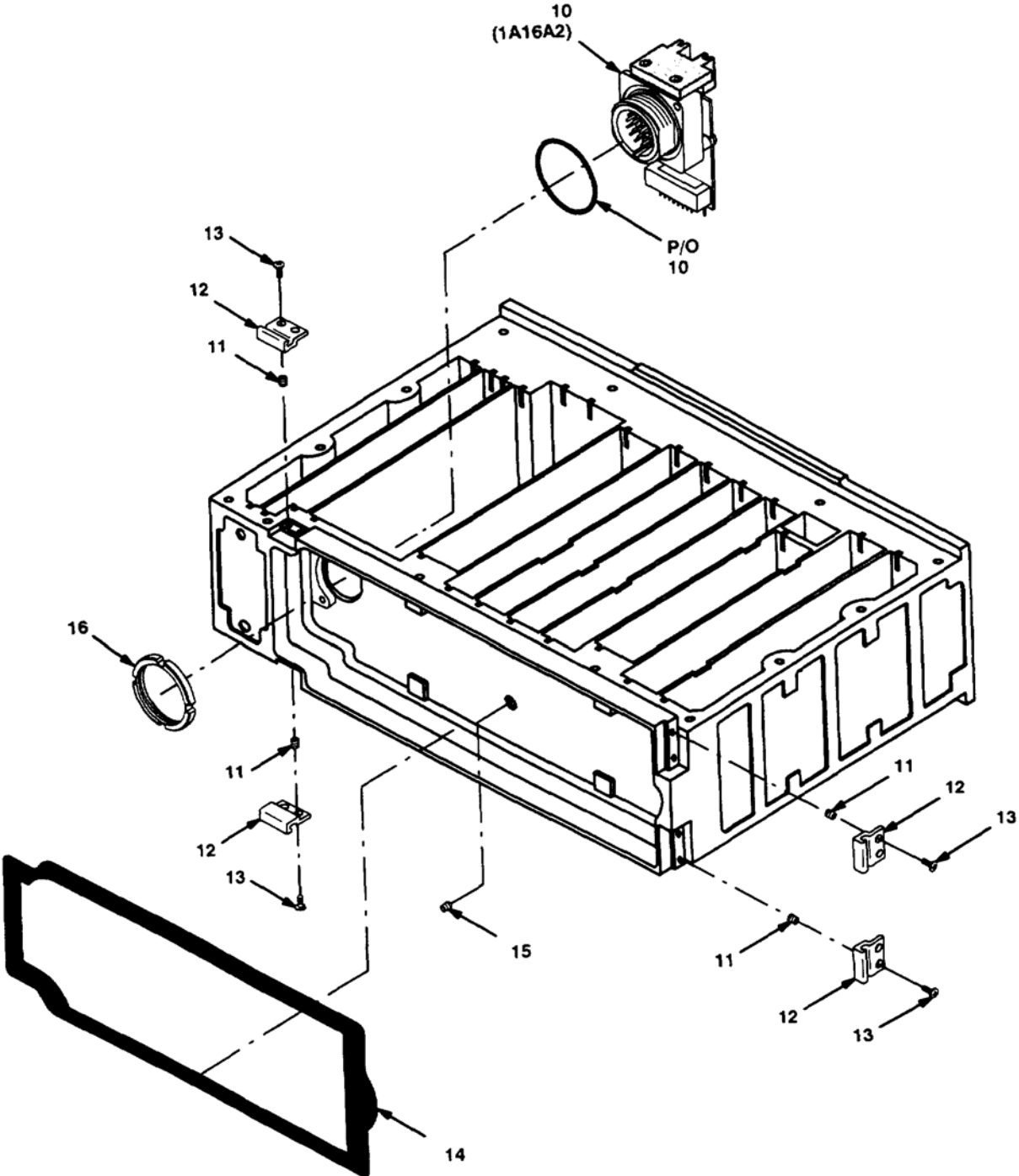


Figure 204. Chassis Assembly

TM 11-5820-890-20P-1

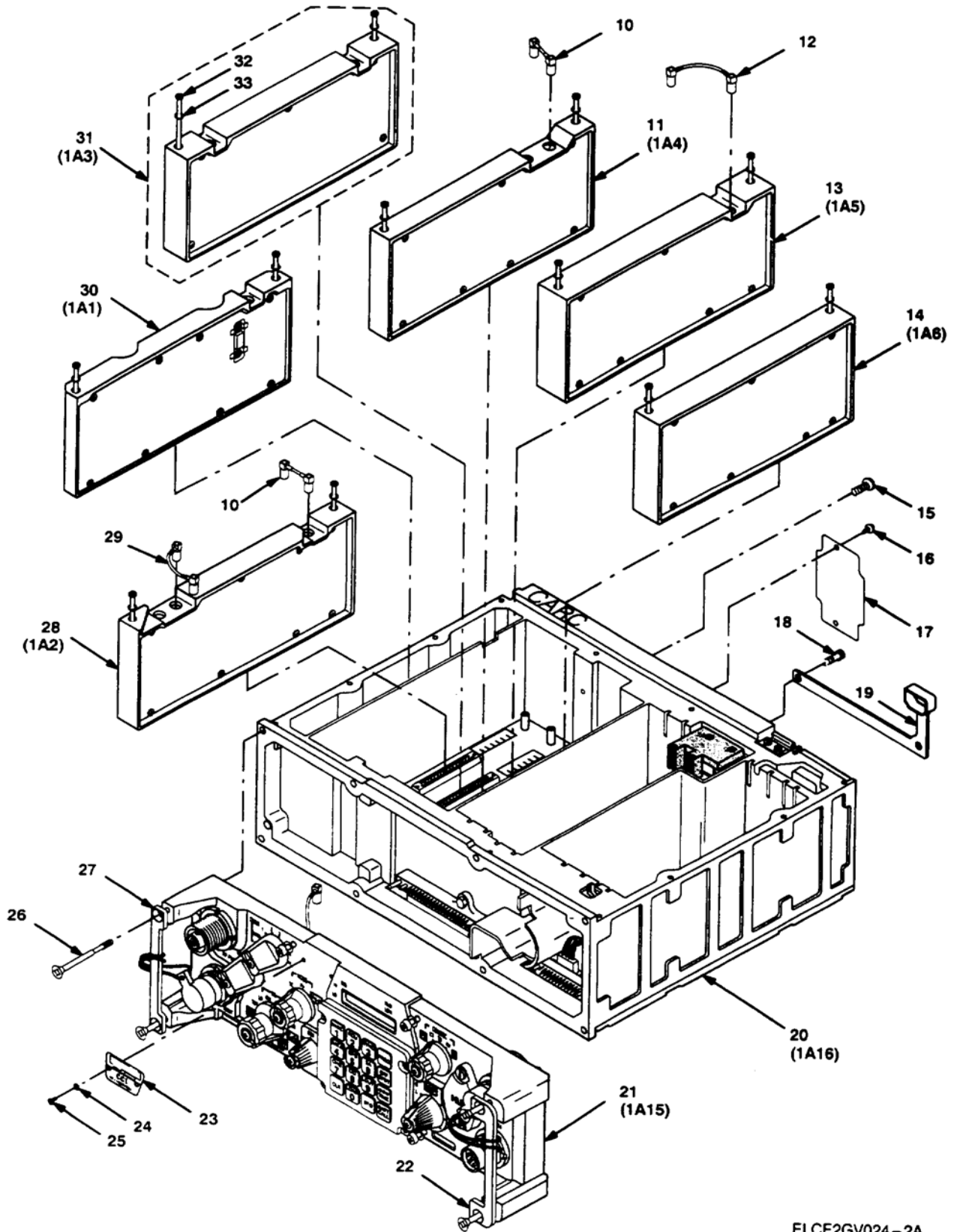
SECTION II			TM11-5820-890-20P-1		(6)	(7)
(1)	(2)	(3)	(4)	(5)		
ITEM	SMR			PART		
NO	CODE	NSN	CAGEC	NUMBER	DESCRIPTION AND USABLE ON CODES(UOC)	QTY

GROUP 8017 CHASSIS ASSEMBLY

FIGURE 204

12	PAOZZ	5340013534967	80063	A3131391	STRIKE,CATCH.....	4
13	PAOZZ	5305004947333	96906	MS51957-13B	SCREW,MACHINE.....	8

END OF FIGURE



ELCE2GV024-2A

Figure 205. Receiver-Transmitter, Radio RT-1523D(C)/U

TM 11-5820-890-20P-1

SECTION II			TM11-5820-890-20P-1		(6)	(7)
(1)	(2)	(3)	(4)	(5)		
ITEM	SMR			PART		
NO	CODE	NSN	CAGEC	NUMBER	DESCRIPTION AND USABLE ON CODES(UOC)	QTY

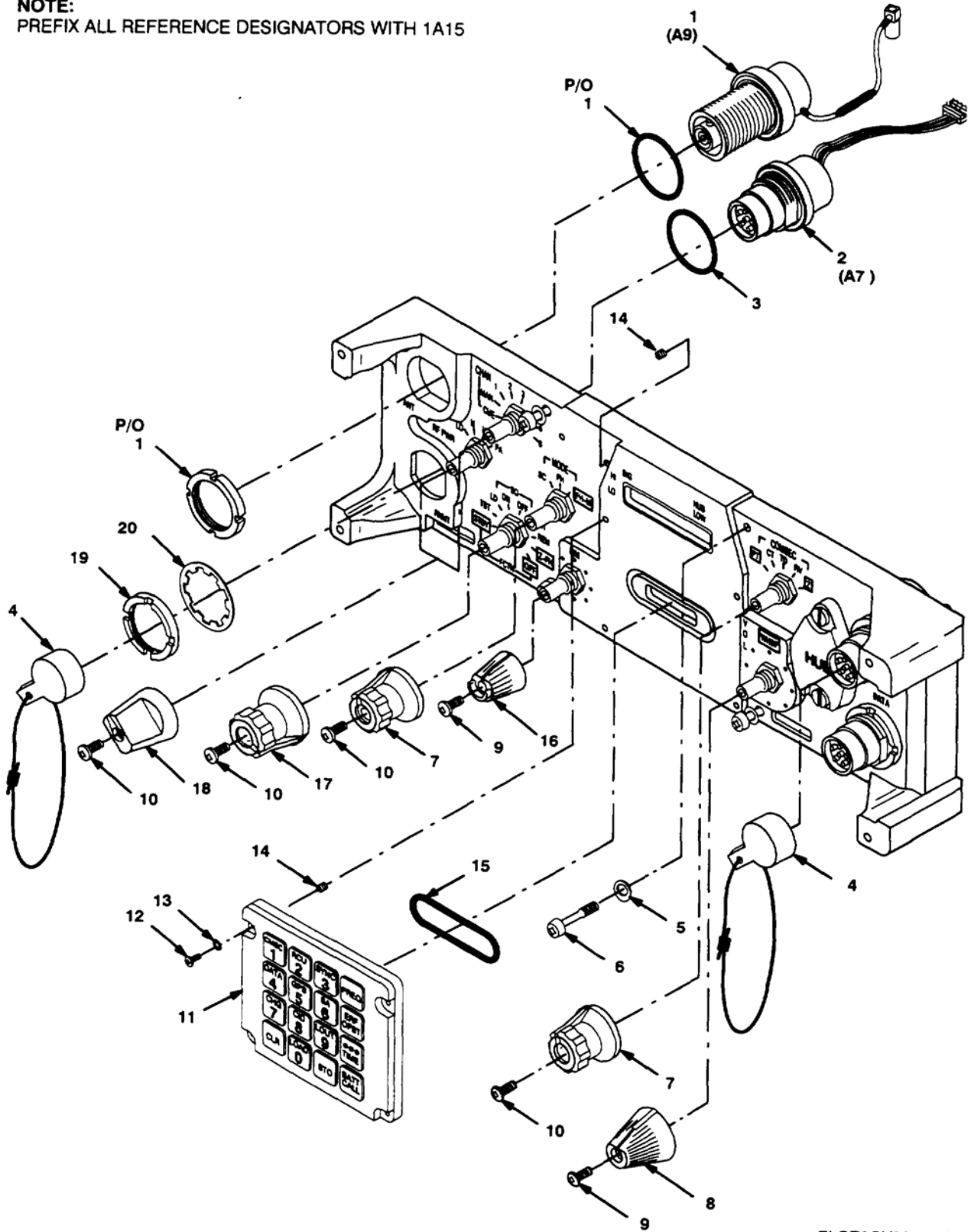
GROUP 81 RECEIVER-TRANSMITTER,
RADIO RT-1523D(C)/U

FIGURE 205

18	PAOZZ	5305013514316	80063	A3131745-2	SCREW, SHOULDER.....	1
19	PAOZZ	5340014395303	80063	A3137827-1	CAP, PROTECTIVE, DUST.....	1

END OF FIGURE

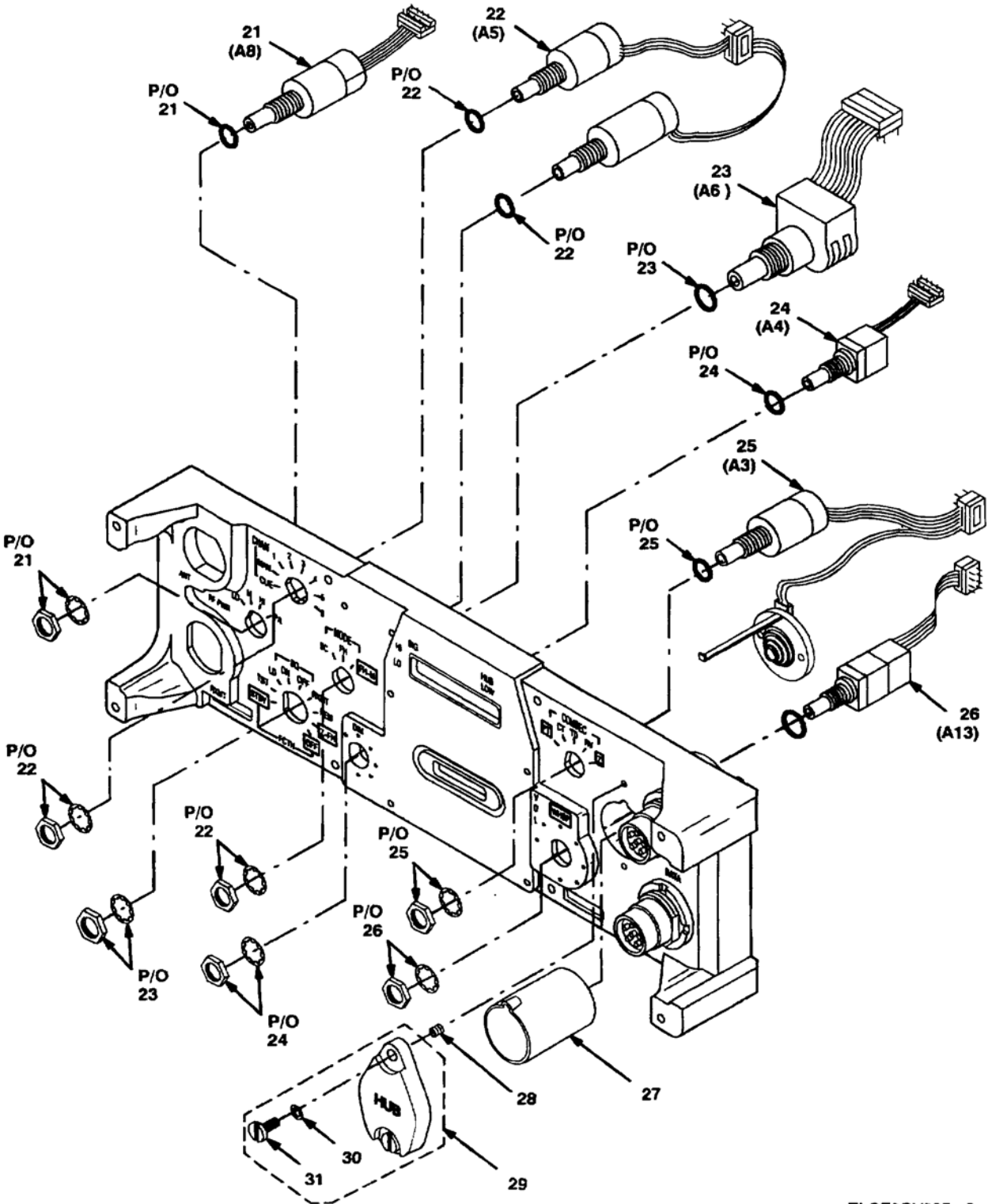
NOTE:
PREFIX ALL REFERENCE DESIGNATORS WITH 1A15



ELCE2GV025-1A

Figure 205A. Front Panel Assembly (Sheet 1 of 2)

NOTE:
PREFIX ALL REFERENCE DESIGNATORS WITH 1A15



ELCE2GV025-2

Figure 205A. Front Panel Assembly (Sheet 2 of 2)

TM 11-5820-890-20P-1

SECTION II			TM11-5820-890-20P-1		(6)	(7)
(1)	(2)	(3)	(4)	(5)		
ITEM	SMR			PART		
NO	CODE	NSN	CAGEC	NUMBER	DESCRIPTION AND USABLE ON CODES(UOC) QTY	

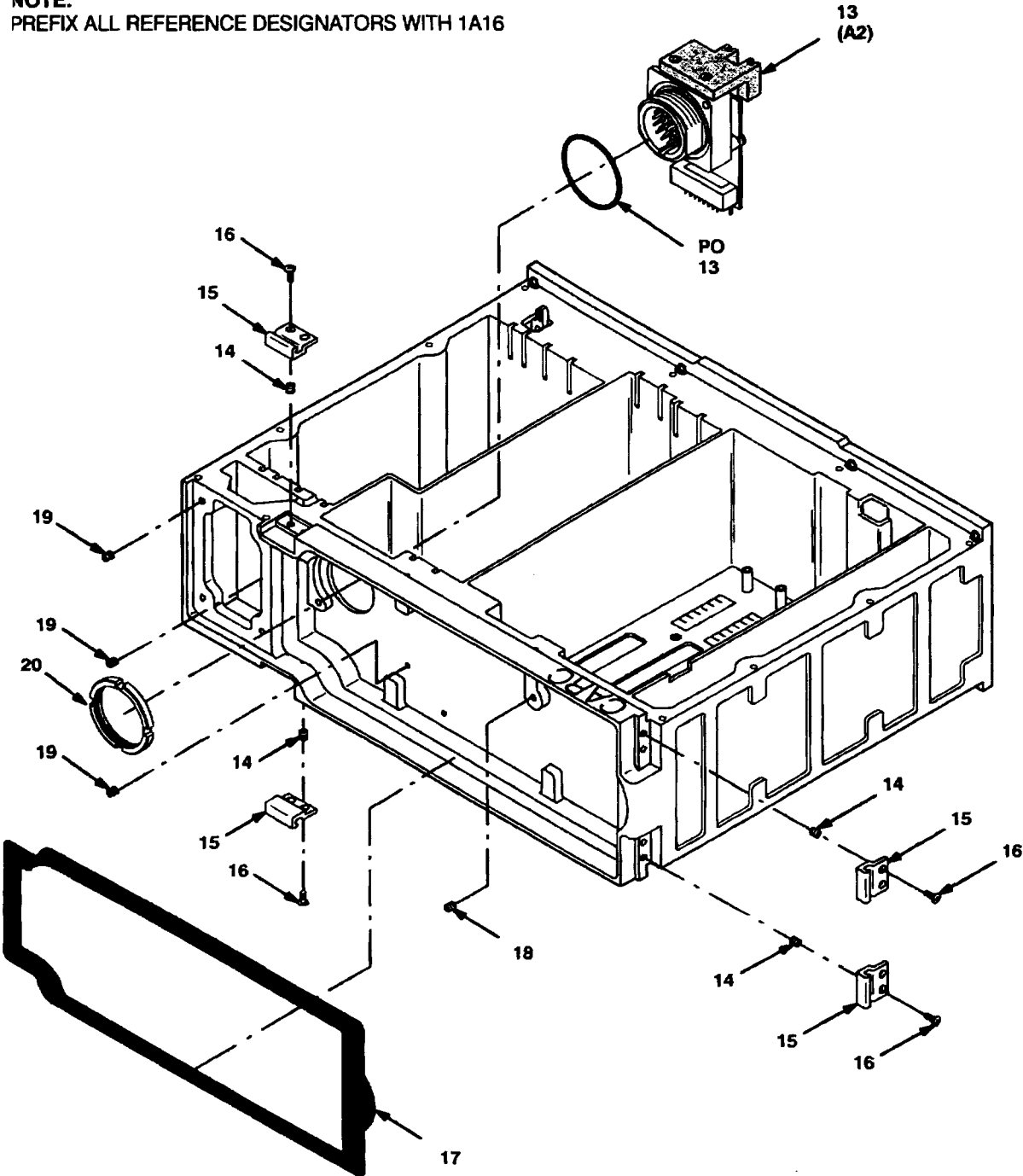
GROUP 8116 FRONT PANEL ASSEMBLY

FIGURE 205A

4	PAOZZ	5340013996114	80063	A3131669-4	CAP, PROTECTIVE, DUST.....	2
7	PAOZZ	5355013518003	80063	A3131424	KNOB COMSEC/MODE.....	2
8	PAOZZ	5355013512338	80063	A3131422	KNOB VOLUME.....	1
9	PAOZZ	5305013762203	80063	A3131849	SCREW, MACHINE.....	2
10	PAOZZ	5305013742158	80063	A3131789	SCREW, MACHINE.....	5
16	PAOZZ	5355013821108	80063	A3131446	KNOB.....	1
17	PAOZZ	5355013512337	80063	A3131425	KNOB FUNCTION-RT.....	1
18	PAOZZ	5355013512339	80063	A3131423	KNOB POWER/CHANNEL.....	2
27	PAOZZ	5970013761917	80063	A3131647	INSULATOR, BUSHING.....	1
29	PAOZZ	5895013514535	80063	A3131670	COVER, ELECTRONIC CO.....	1
30	PAOZZ	5310013534941	80205	NAS620C4LP	WASHER, FLAT.....	2
31	PAOZZ	5305013521691	80063	A3131431	SCREW, MACHINE.....	2

END OF FIGURE

NOTE:
PREFIX ALL REFERENCE DESIGNATORS WITH 1A16



ELCE2GV026-2A

Figure 205B. Chassis Assembly

TM 11-5820-890-20P-1

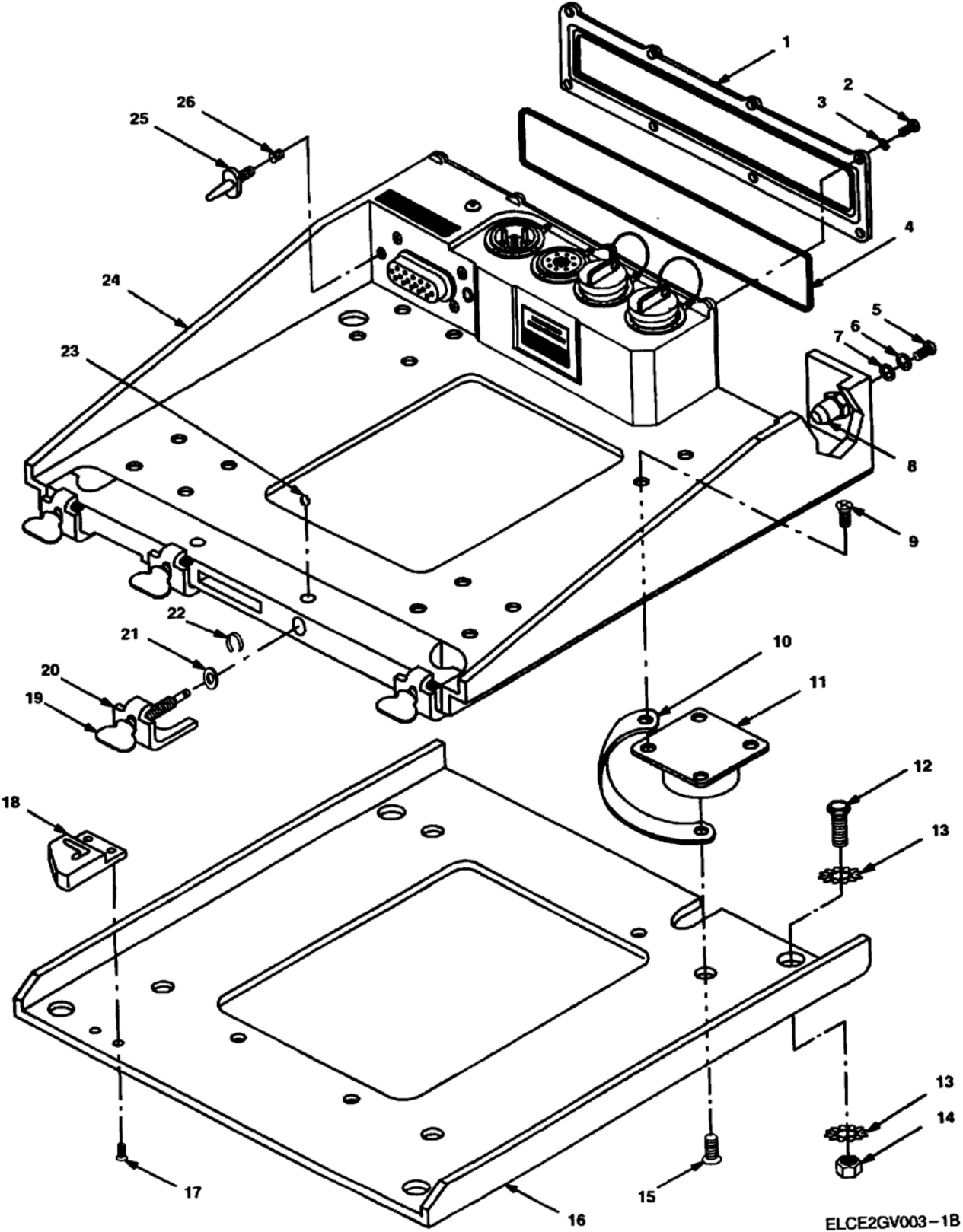
SECTION II			TM11-5820-890-20P-1		(6)	(7)
(1)	(2)	(3)	(4)	(5)		
ITEM	SMR			PART		
NO	CODE	NSN	CAGEC	NUMBER	DESCRIPTION AND USABLE ON CODES(UOC)	QTY

GROUP 8117 CHASSIS ASSEMBLY

FIGURE 205B

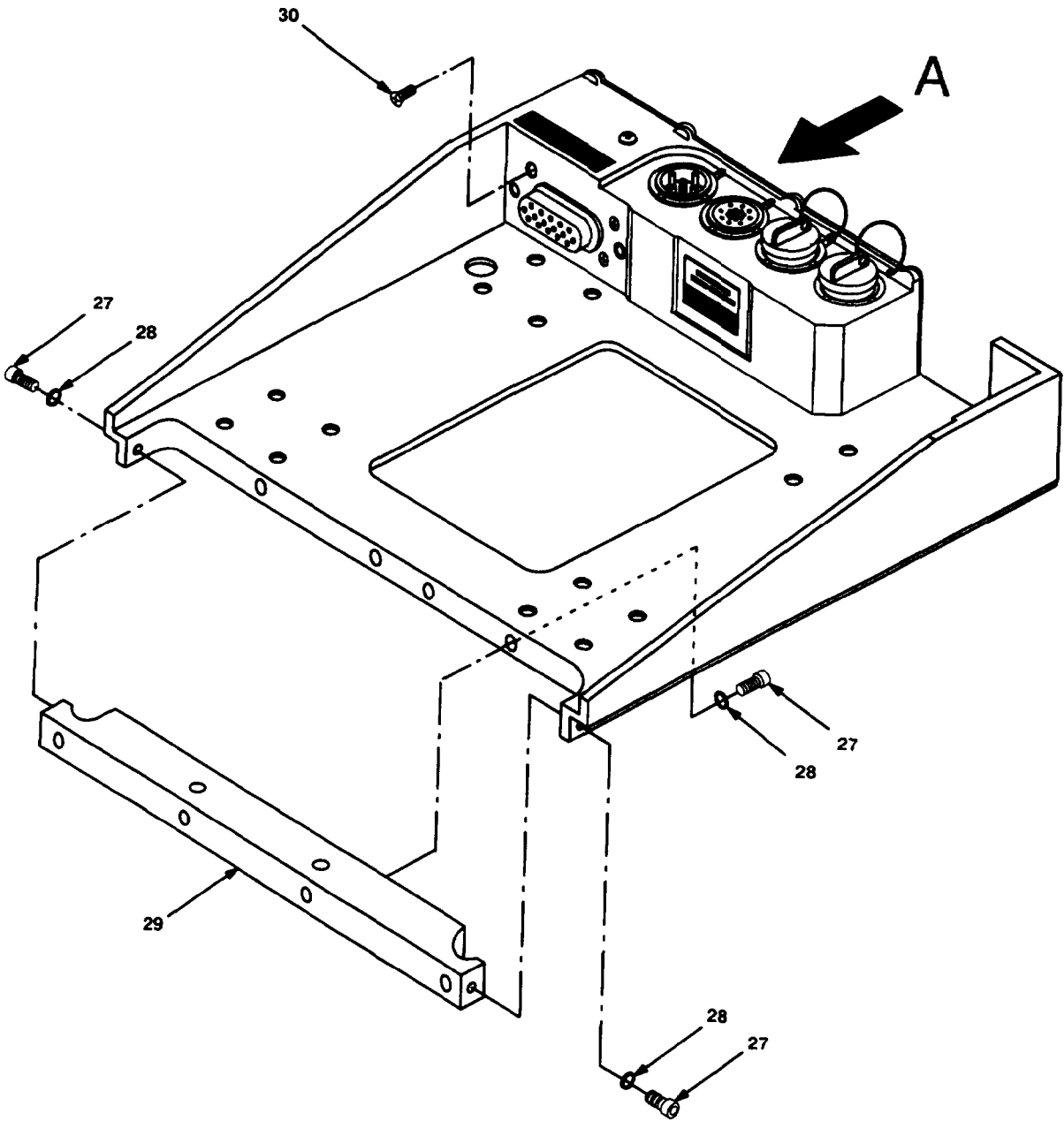
15	PAOZZ	5340013534967	80063	A3131391	STRIKE,CATCH.....	4
16	PAOZZ	5305004947333	96906	MS51957-13B	SCREW,MACHINE.....	9

END OF FIGURE



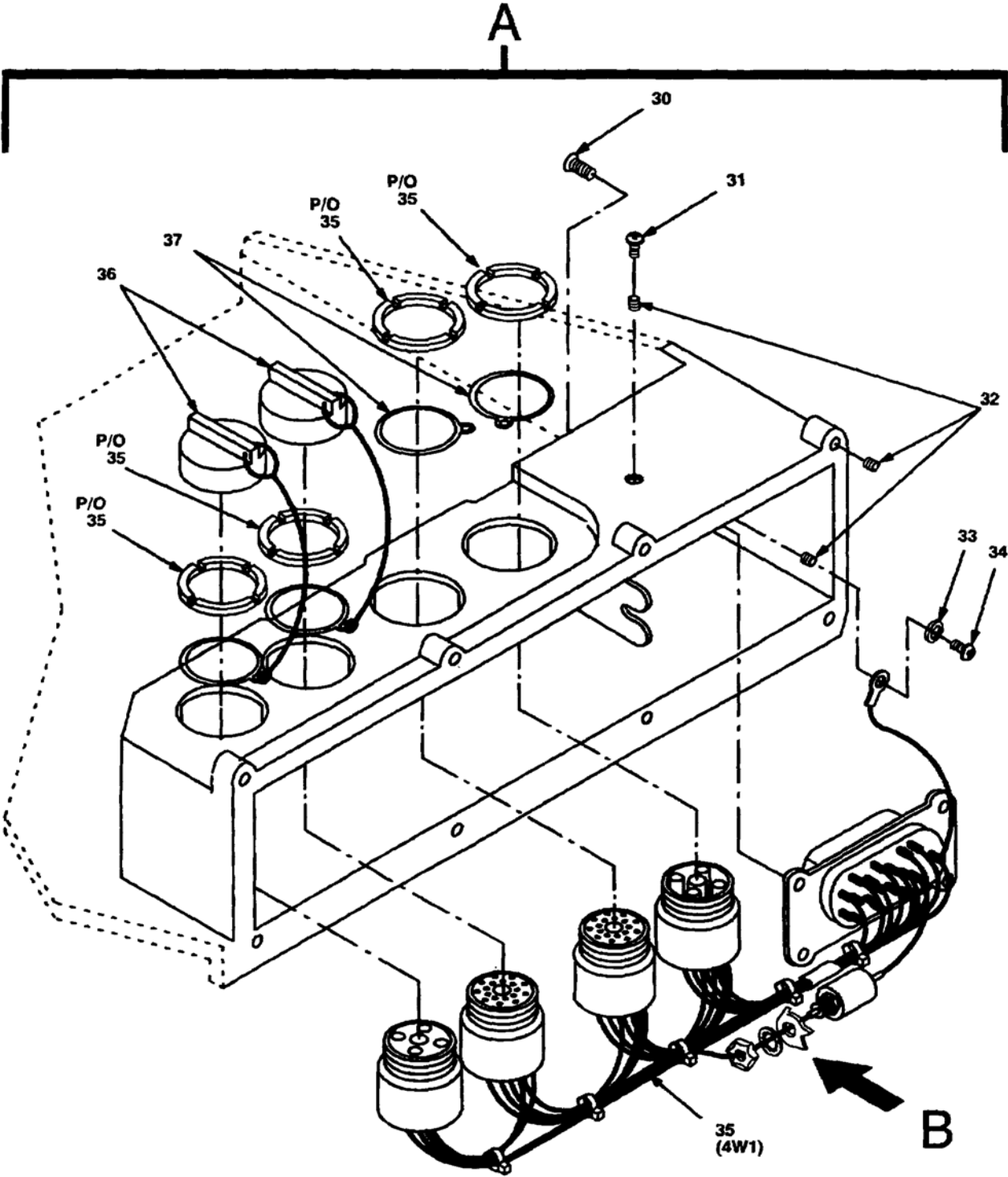
ELCE2GV003-1B

Figure 206. Mounting Base, Electrical Equipment MT-6352A/VRC (Sheet 1 of 3)



ELCEPGV003-2B

Figure 206. Mounting Base, Electrical Equipment MT-6352A/VRC (Sheet 2 of 3)



ELCE2GV003-3C

Figure 206. Mounting Base, Electrical Equipment MT-6352A/VRC (Sheet 3 of 3)

TM 11-5820-890-20P-1

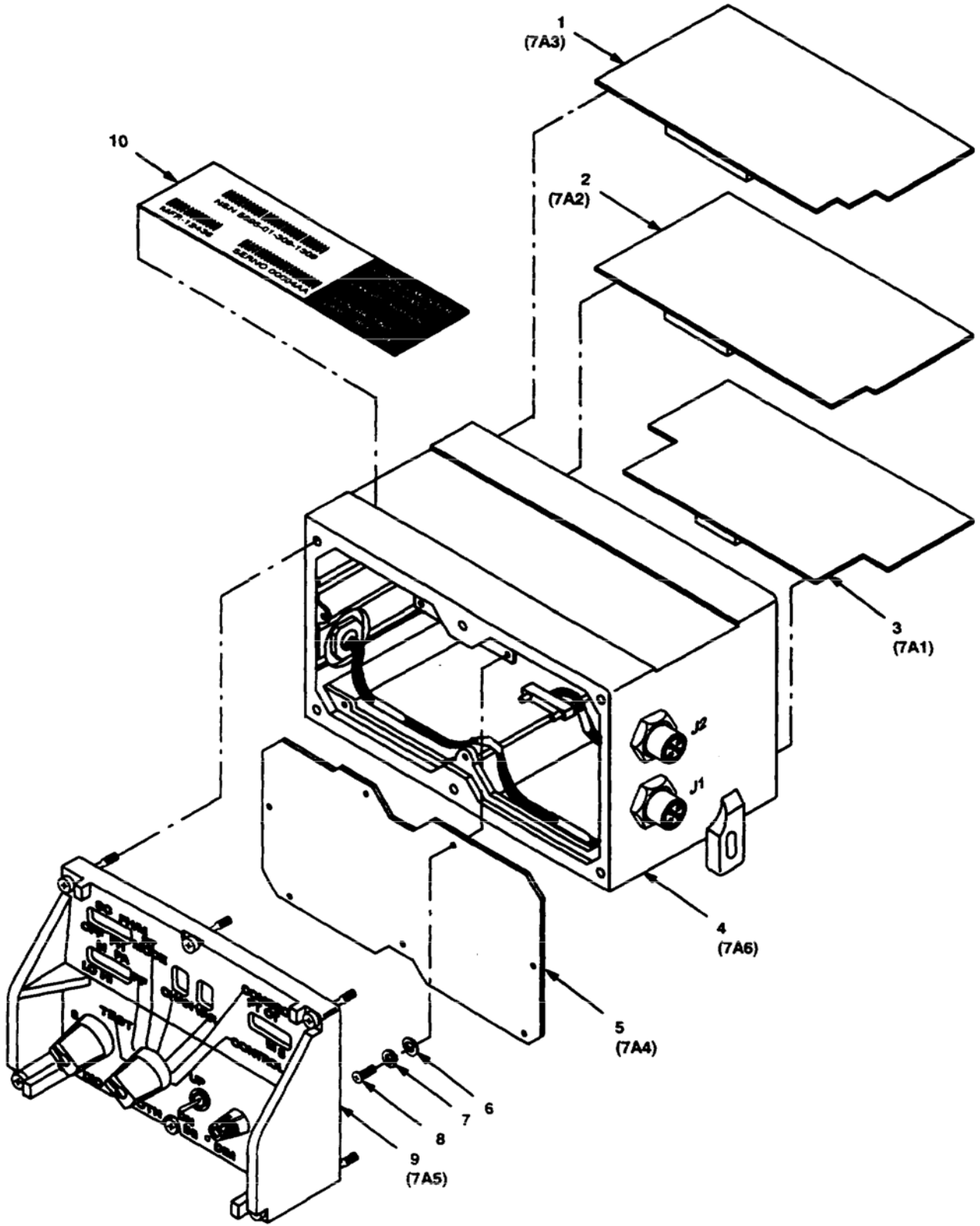
SECTION II			TM11-5820-890-20P-1		(6)	(7)
(1)	(2)	(3)	(4)	(5)		
ITEM	SMR			PART		
NO	CODE	NSN	CAGEC	NUMBER	DESCRIPTION AND USABLE ON CODES(UOC)	QTY

GROUP 82 MOUNTING BASE, ELECTRICAL
EQUIPMENT MT-6352A/VRC

FIGURE 206

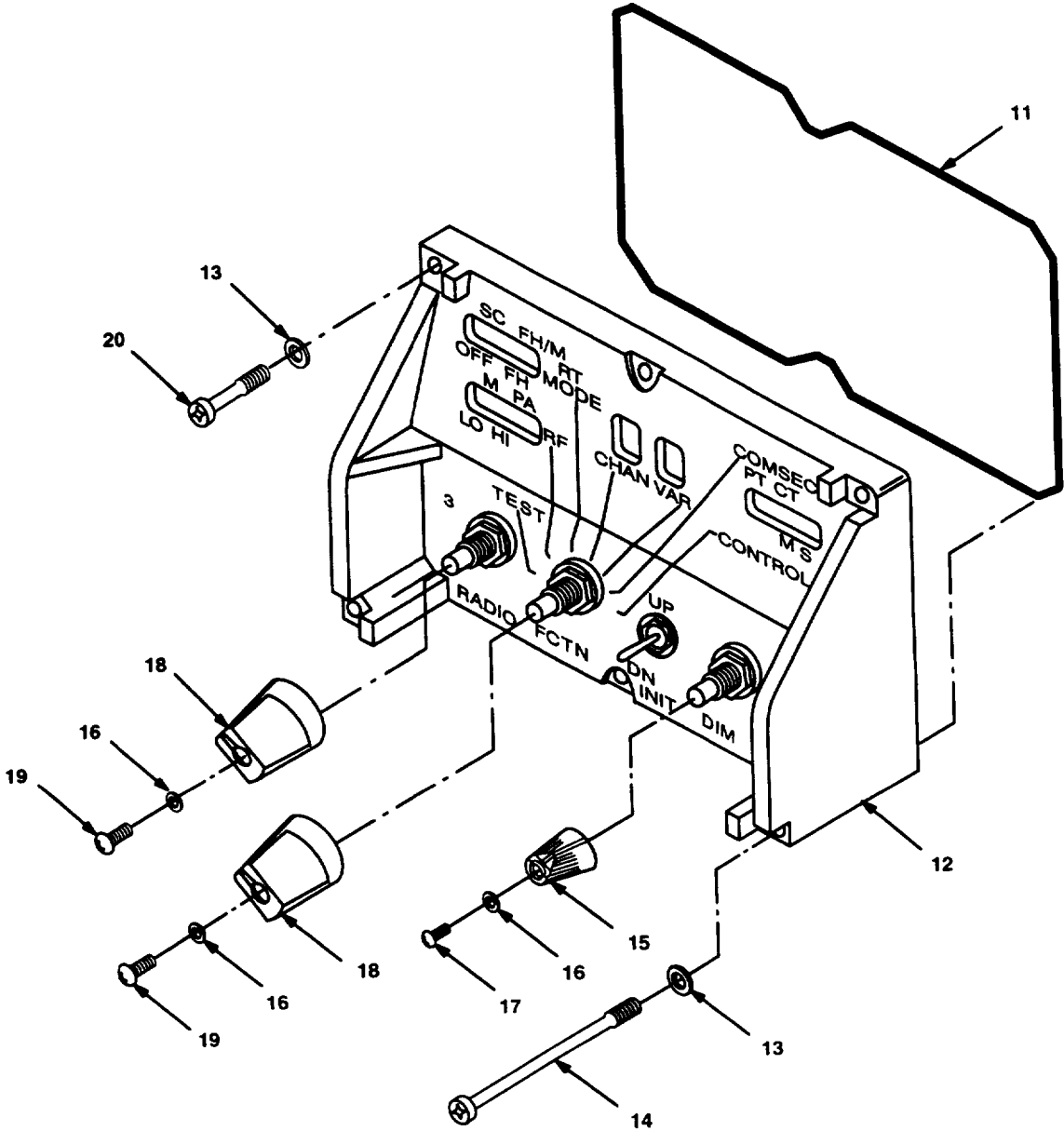
5	PAOZZ	5305013975108	80063	A3131790	SCREW, MACHINE.....	1
6	PAOZZ	5310008839417	96906	MS35338-158B	WASHER, LOCK.....	1
7	PAOZZ	5310013099476	80205	NAS620C416P	WASHER, FLAT.....	1
8	PAOZZ	5310013543211	80063	A3132617	NUT, SELF-LOCKING, CA.....	1
9	PAOZZ	5305013964339	80063	A3131793-1	SCREW, SELF-LOCKING.....	16
10	XBOZZ	5999013593413	80063	A3131756	STRIP, ELECTRICAL GR.....	4
11	XDOZZ		80063	A3137523-3	MOUNT, RESILIENT.....	4
12	PAOZZ	5306002259089	80205	MS90726-34	BOLT, MACHINE.....	5
13	PAOZZ	5310008892527	96906	MS45904-72	WASHER, LOCK.....	10
14	PAOZZ	5310008807746	96906	MS51968-5	NUT, PLAIN, HEXAGON.....	5
15	PAOZZ	5305014141197	80063	A3131772-1	SCREW, SELF-LOCKING.....	4
16	PAOZZ	5975013598504	80063	A3131697	MOUNTING BASE, ELECT.....	1
17	PAOZZ	5305013981325	80063	A3131793-2	SCREW, SELF-LOCKING.....	2
18	PAOZZ	5340013549436	80063	A3131444	BRACKET, MOUNTING.....	1
19	PAOZZ	5305013534937	80063	A3131788	THUMBSCREW.....	4
20	PAOZZ	5340013557397	80063	A3137522	CLAMP, LOOP.....	4
21	PAOZZ	5310013945896	80063	A3131941-1	WASHER, FLAT.....	4
22	PAOZZ	5325008781908	96906	MS16633-4031	RING, RETAINING.....	4
23	PAOZZ	5325007250969	96906	MS16633-4018	RING, RETAINING.....	4
25	PAOZZ	5315014136178	80063	A3131383	PIN, STRAIGHT, HEADLE.....	1
36	XBOZZ	5935013611676	80063	A3131669-3	COVER, ELECTRICAL CO.....	2

END OF FIGURE



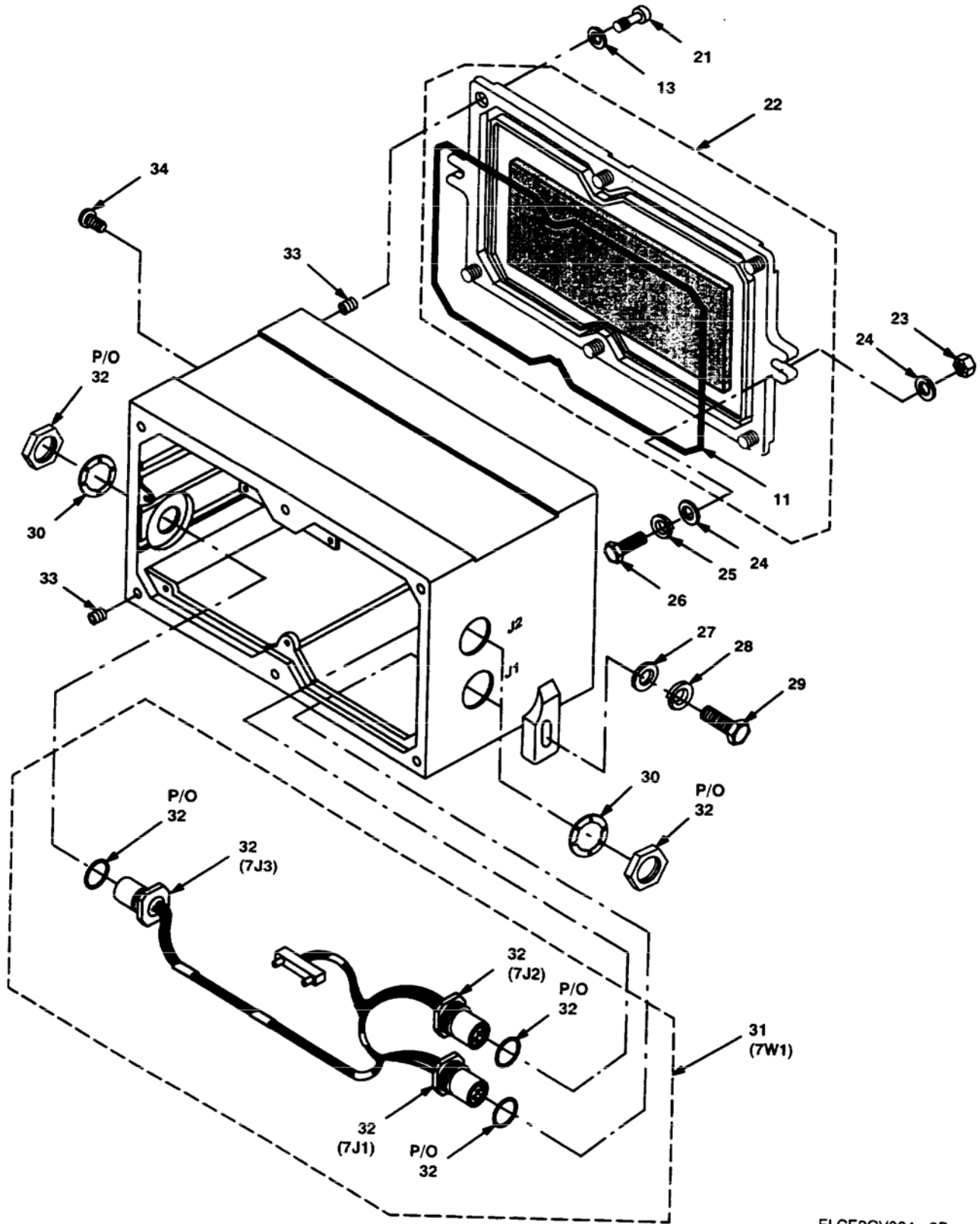
ELCE2GV004-1B

Figure 207. Control-Monitor C-11291A/VRC (Sheet 1 of 3)



ELCE2GV004-2A

Figure 207. Control-Monitor C-11291A/VRC (Sheet 2 of 3)



ELCE2GV004 - 3B

Figure 207. Control-Monitor C-11291A/VRC (Sheet 3 of 3)

TM 11-5820-890-20P-1

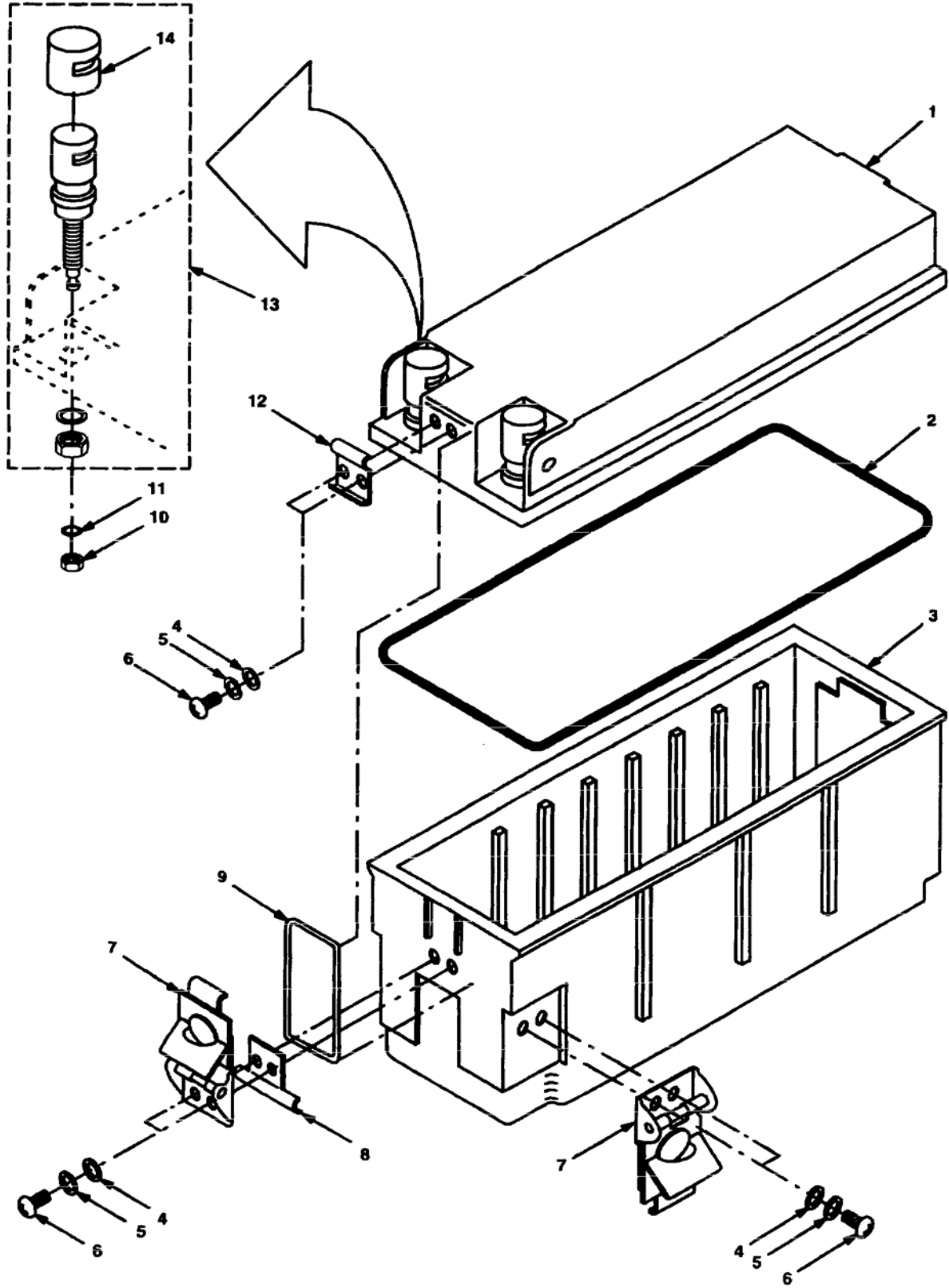
SECTION II			TM11-5820-890-20P-1		(6)	(7)
(1)	(2)	(3)	(4)	(5)		
ITEM	SMR			PART		
NO	CODE	NSN	CAGEC	NUMBER	DESCRIPTION AND USABLE ON CODES(UOC)	QTY

GROUP 83 CONTROL-MONITOR
C-11291A/VRC

FIGURE 207

15	PAOZZ	5355013821108	80063	A3131446	KNOB DIM.....	1
16	PAOZZ	5310013503030	80205	NAS620C6LP	WASHER, FLAT.....	3
17	PAOZZ	5305013762203	80063	A3131849	SCREW, MACHINE.....	1
18	PAOZZ	5355013512339	80063	A3131423	KNOB FUNCTION/RADIO.....	2
19	PAOZZ	5305013742158	80063	A3131789	SCREW, MACHINE.....	2
23	PAOZZ	5310008807746	96906	MS51968-5	NUT, PLAIN, HEXAGON.....	2
24	PAOZZ	5310000814219	96906	MS27183-12	WASHER, FLAT.....	4
25	PAOZZ	5310004079566	96906	MS35338-45	WASHER, LOCK.....	2
26	PAOZZ	5306002259089	80205	MS90726-34	BOLT, MACHINE.....	2
27	PAOZZ	5310008094058	96906	MS27183-10	WASHER, FLAT.....	2
28	PAOZZ	5310005825965	96906	MS35338-44	WASHER, LOCK.....	2
29	PAOZZ	5305000680515	80204	B1821BH025F100N	SCREW, CAP, HEXAGON H.....	2
34	PAOZZ	5305004333707	80205	MS3212-21	SCREW, MACHINE.....	1

END OF FIGURE



ELCE2GV005-1A

Figure 208. Battery Box CY-8523B/PRC (Sheet 1 of 3)

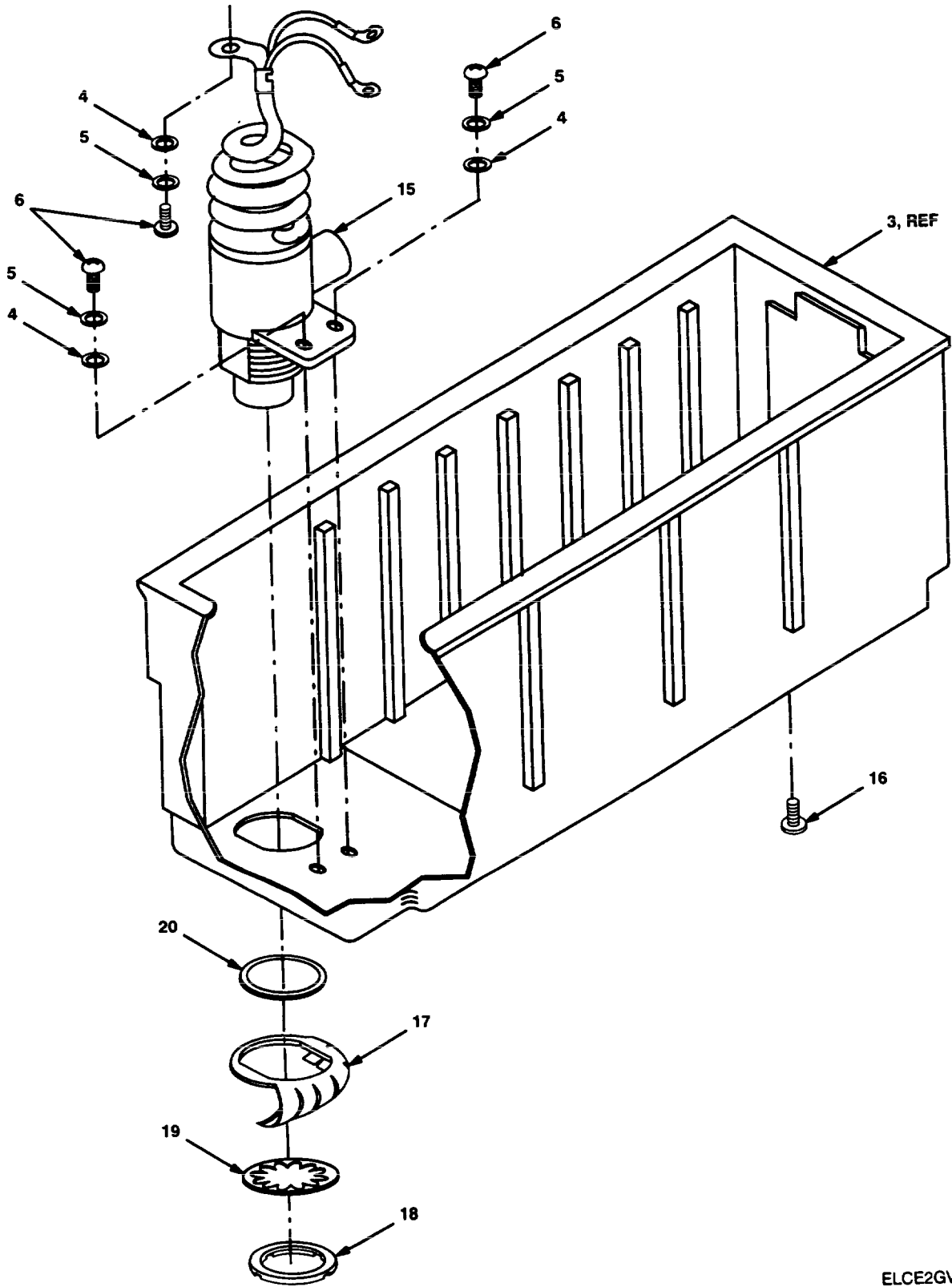
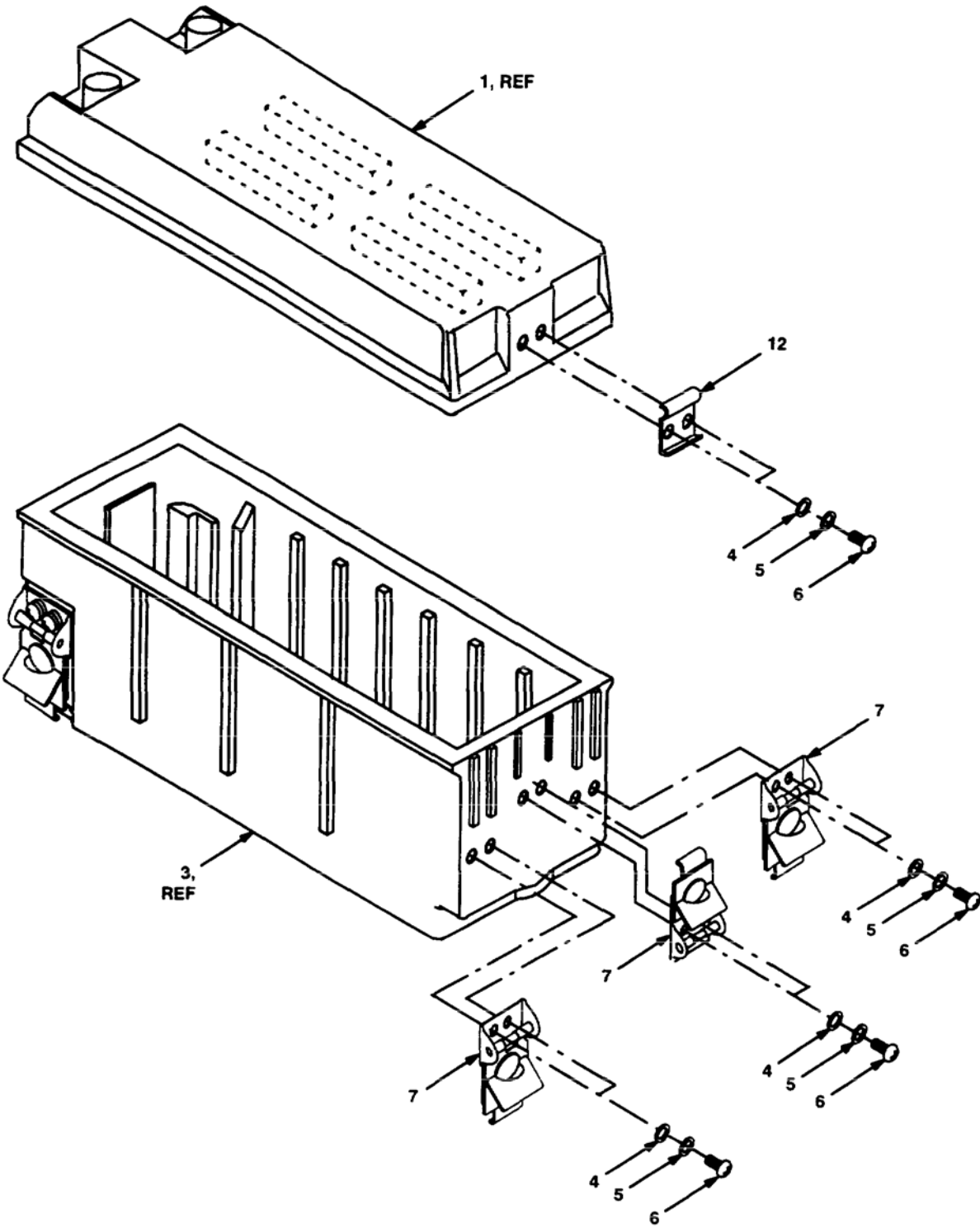


Figure 208. Battery Box CY-8523B/PRC (Sheet 2 of 3)



ELCE2GV005-3A

Figure 208. Battery Box CY-8523B/PRC (Sheet 3 of 3)

TM 11-5820-890-20P-1

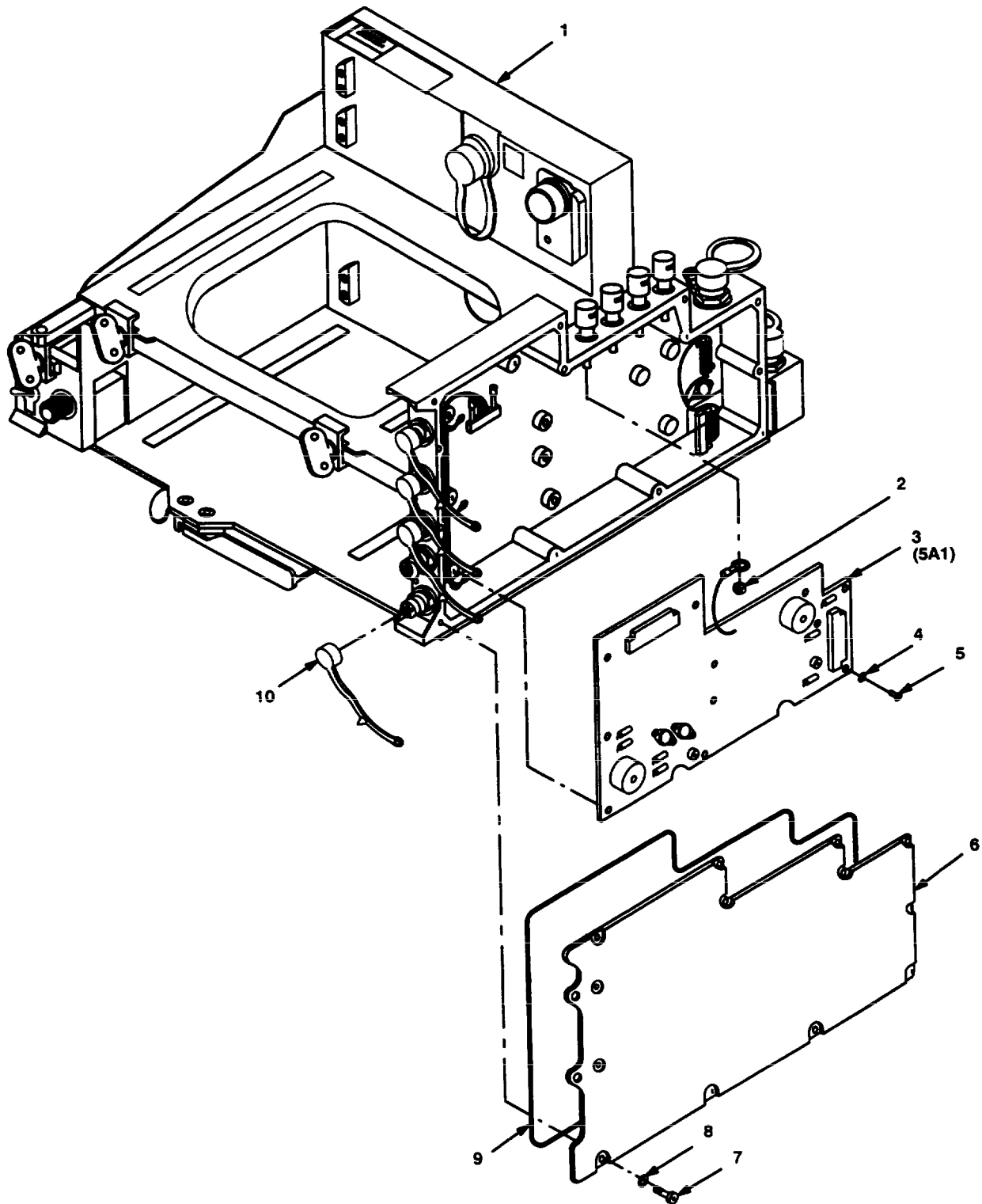
SECTION II			TM11-5820-890-20P-1		(6)	(7)
(1)	(2)	(3)	(4)	(5)		
ITEM	SMR			PART		
NO	CODE	NSN	CAGEC	NUMBER	DESCRIPTION AND USABLE ON CODES(UOC)	QTY

GROUP 84 BATTERY BOX
CY-8523B/PRC

FIGURE 208

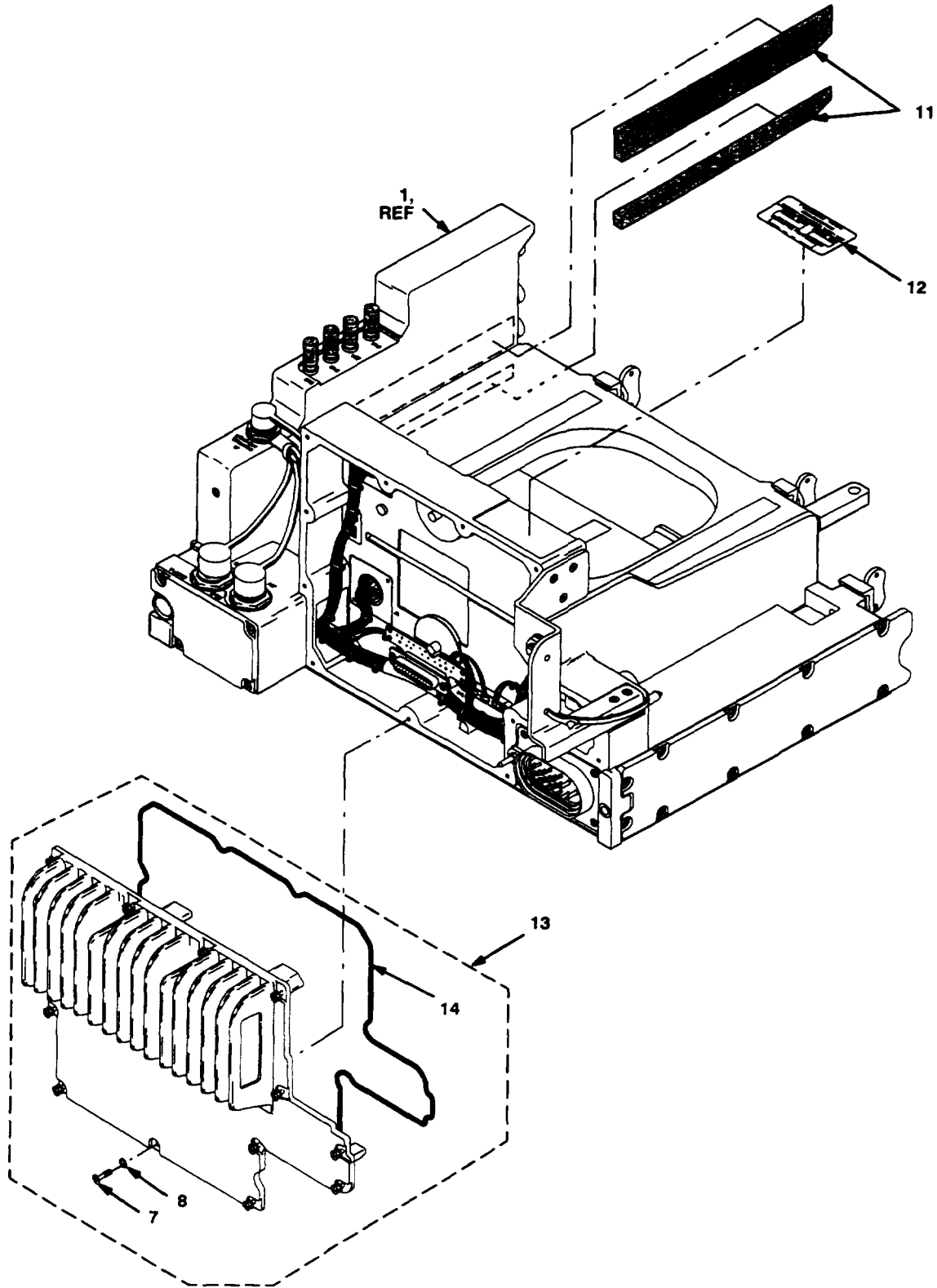
4	PAOZZ	5310013413648	80205	MS15795-856B	WASHER, FLAT.....	19
5	PAOZZ	5310002240748	96906	MS35338-137B	WASHER, LOCK.....	19
6	PAOZZ	5305004947329	96906	MS51957-42B	SCREW, MACHINE.....	19
7	PAOZZ	5340014134587	80063	A3131939-2	CATCH, CLAMPING.....	6
8	XBOZZ		80063	A3131754	RETAINER, RING.....	1
9	PAOZZ	5325013539933	80063	A3131705	RING, RETAINING.....	1
12	PAOZZ	5340013534969	80063	A3131704	STRIKE, CATCH.....	2
14	PAOZZ	5999013889075	72825	9766-285-07-01	CAP, ELECTRICAL.....	2

END OF FIGURE



ELCE2GV007-1B

Figure 211. Amplifier-Adapter, Vehicular AM-7239A/VRC (Sheet 1 of 2)



ELCE2GV007-2C

Figure 211. Amplifier-Adapter, Vehicular AM-7239A/VRC (Sheet 2 of 2)

TM 11-5820-890-20P-1

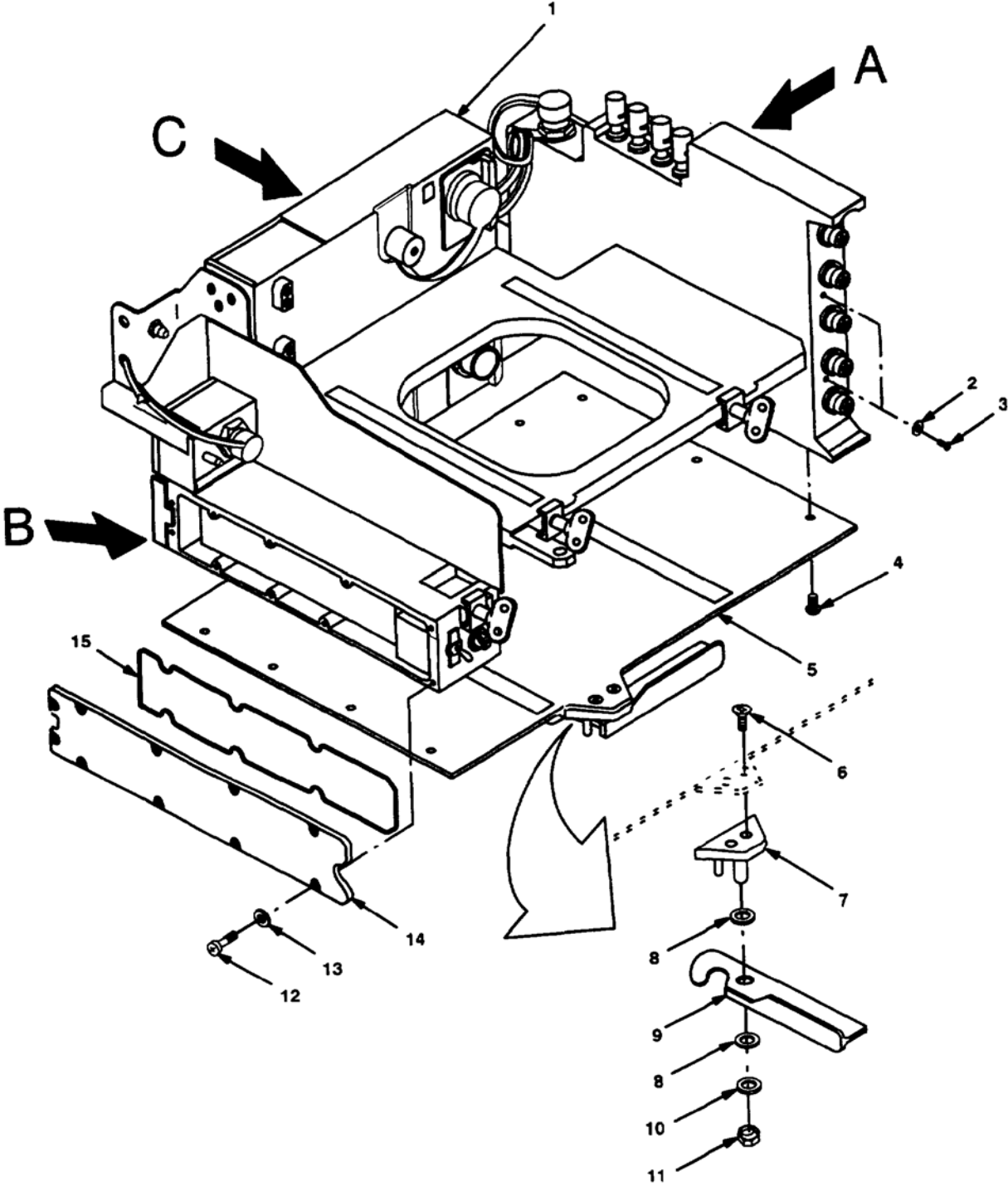
SECTION II			TM11-5820-890-20P-1		(6)	(7)
(1)	(2)	(3)	(4)	(5)		
ITEM	SMR			PART		
NO	CODE	NSN	CAGEC	NUMBER	DESCRIPTION AND USABLE ON CODES(UOC) QTY	

GROUP 86 AMPLIFIER-ADAPTER,
VEHICULAR AM-7239A/VRC

FIGURE 211

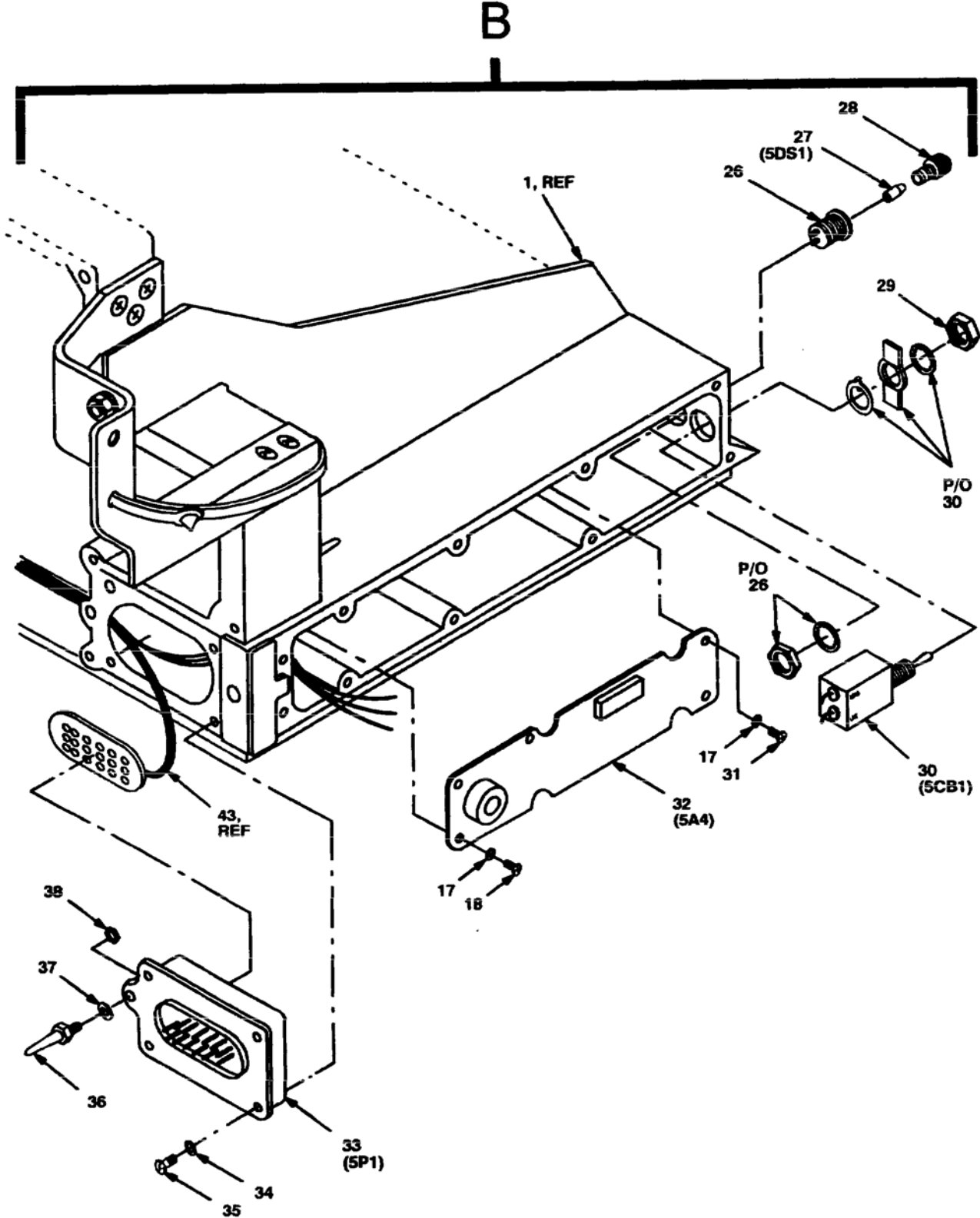
10	PAOZZ	5340013887005	80063	A3163346-2	CAP, PROTECTIVE, DUST.....	4
11	PAOZZ	5975014541308	80063	A3251000	RAIL, GUIDE.....	1
					(KIT CONTAINS BOTH UPPER AND LOWER GUIDE RAILS AND INSTALLATION INSTRUCTIONS)	

END OF FIGURE



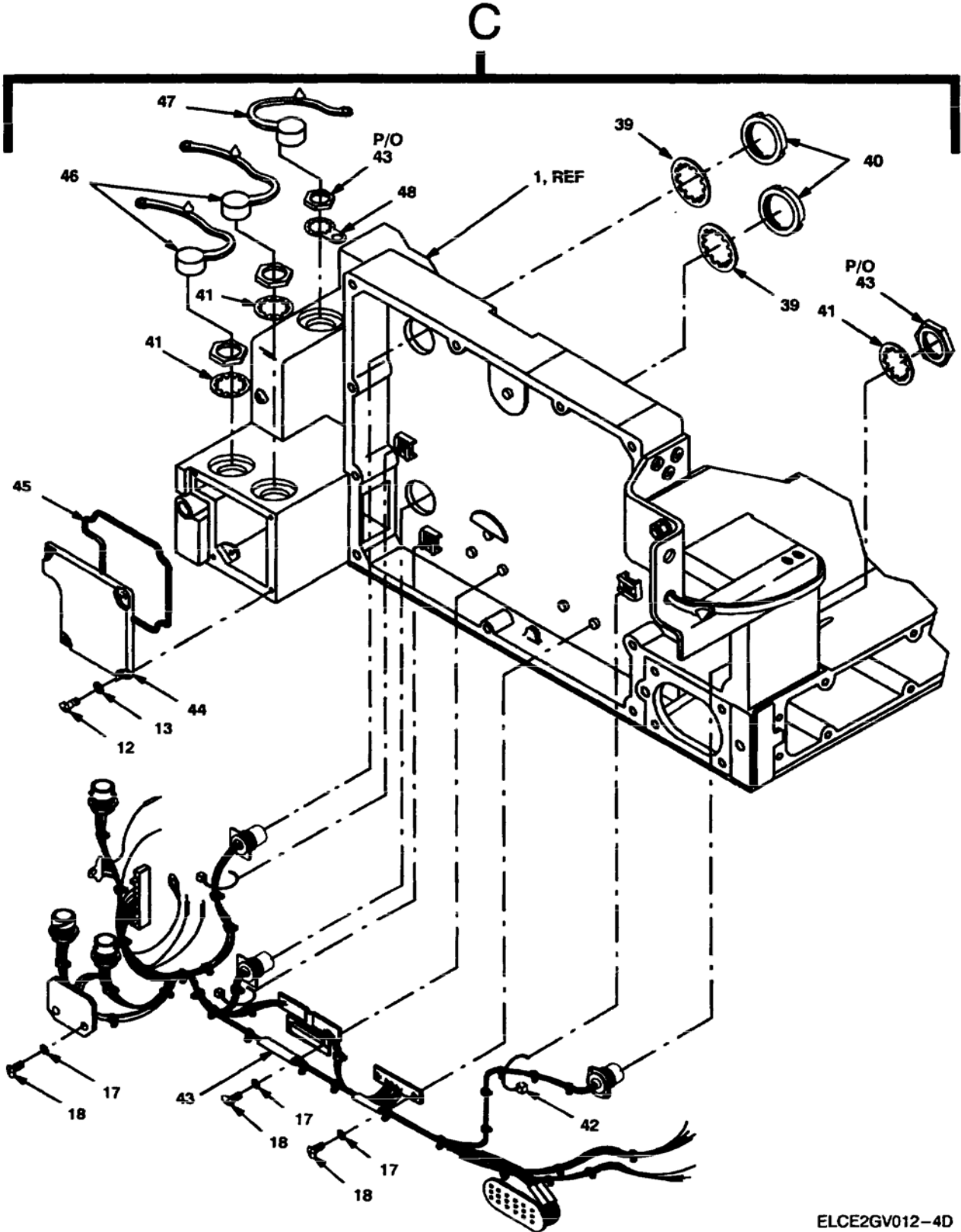
ELCE2GV012-1C

Figure 212. Chassis Assembly, Adapter (Sheet 1 of 3).



ELCE2GV012-3D

Figure 212. Chassis Assembly, Adapter (Sheet 2 of 3).



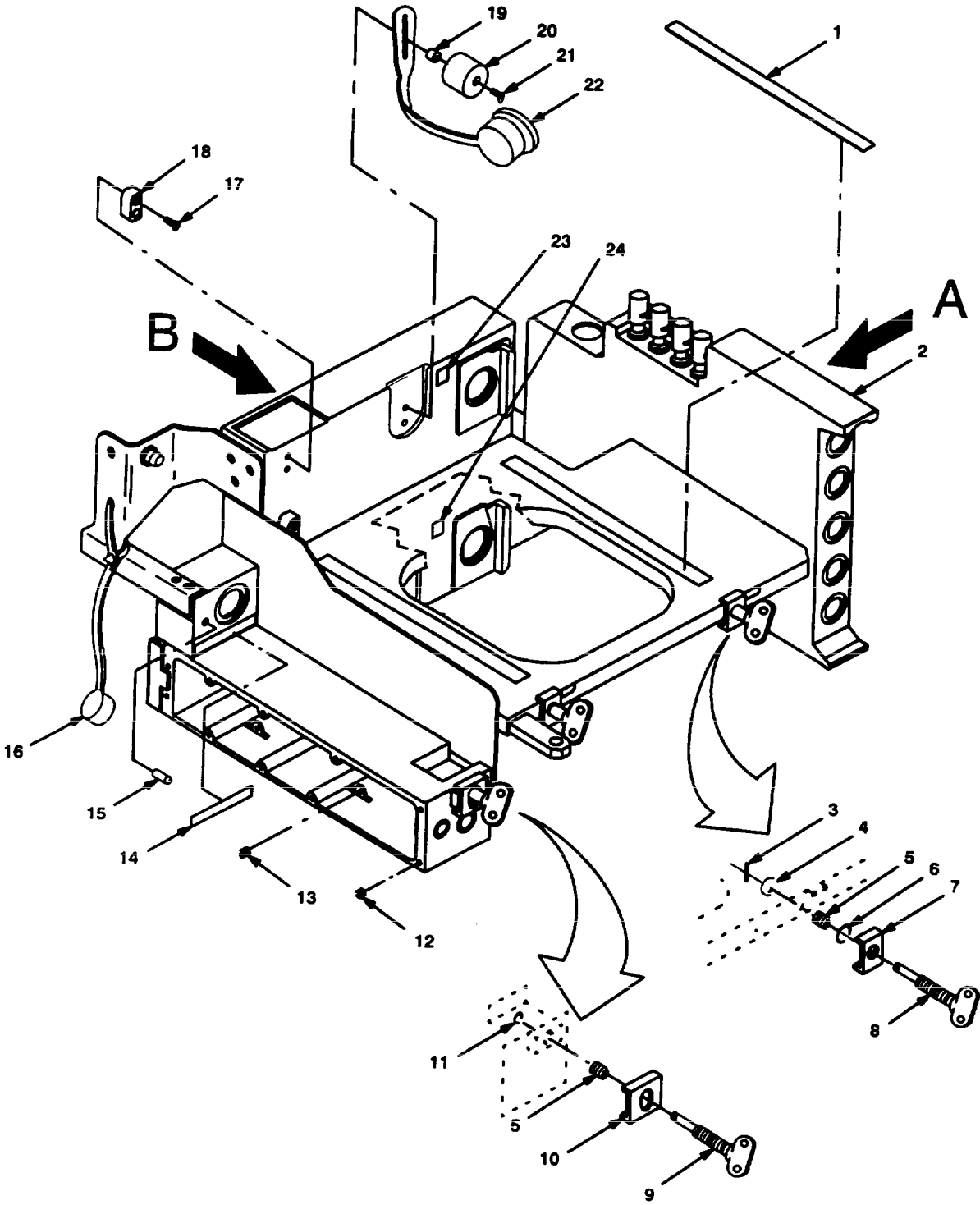
ELCE2GV012-4D

Figure 212. Chassis Assembly, Adapter (Sheet 3 of 3).

TM 11-5820-890-20P-1

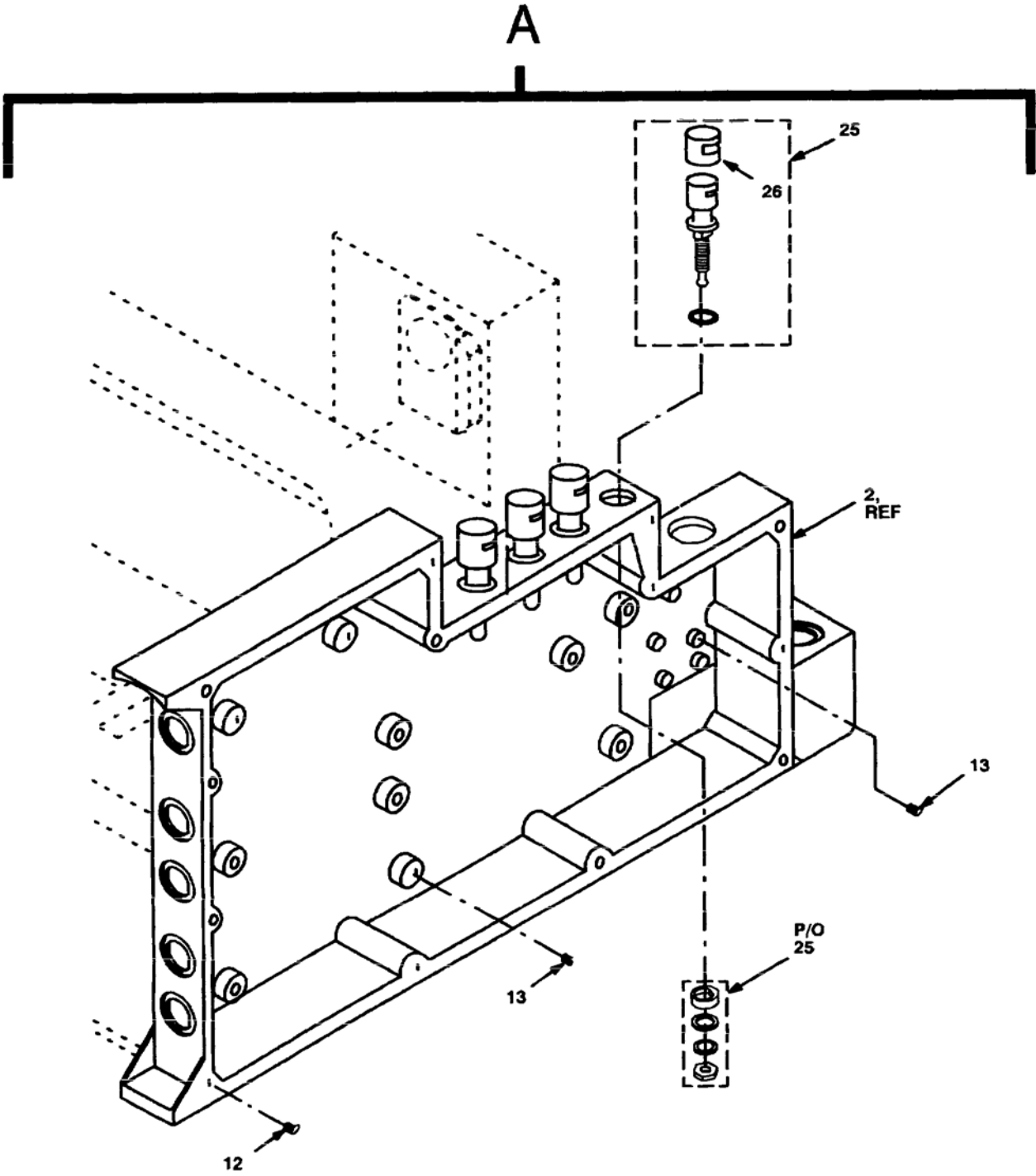
SECTION II			TM11-5820-890-20P-1		(6)	(7)
(1)	(2)	(3)	(4)	(5)		
ITEM	SMR			PART		
NO	CODE	NSN	CAGEC	NUMBER	DESCRIPTION AND USABLE ON CODES(UOC)	QTY
					GROUP 8602 CHASSIS ASSEMBLY, ADAPTER	
					FIGURE 212	
2	PAOZZ	5310014090185	80205	NAS1149CN432B	WASHER, FLAT (SERIAL NUMBER..... EFFECTIVITY 0132 THRU 1851)	2
3	PAOZZ	5305004947333	96906	MS51957-13B	SCREW, MACHINE (SERIAL NUMBER..... EFFECTIVITY 0132 THRU 1851)	2
6	PAOZA	5305010164326	96906	MS51959-41B	SCREW, MACHINE.....	2
7	PAOZZ	5340013900546	80063	A3163348	BRACKET, LEVER.....	1
8	PAOZZ	5310010942198	81349	M12133/1-4P	WASHER, SPRING TENS.....	2
9	PAOZZ	5340013773530	80063	A3132545	LEVER, MANUAL CONTRO.....	1
10	PAOZZ	5310007649564	80205	NAS620C416L	WASHER, FLAT.....	1
11	PAOZA	5310008787196	96906	MS21043-08	NUT, SELF-LOCKING, EX.....	1
12	PAOZZ	5305013526695	80063	A3132521	SCREW, PANEL FASTENE.....	14
13	PAOZZ	5310013523028	80063	A3013129-13	WASHER, FLAT.....	14
27	PAOZZ	6240007637744	96906	MS25237-387	LAMP, INCANDESCENT.....	1
28	PAOZZ	6210001515276	81349	LC36GD2	LENS, LIGHT.....	1
36	PAOZZ	5315013798528	80063	A3132508	PIN, STRAIGHT, THREAD.....	1
37	PAOZZ	5970014256500	80063	A3132529-5	INSULATOR, WASHER.....	1
46	PAOZZ	5340013897195	80063	A3163346-1	CAP, PROTECTIVE, DUST.....	2
47	PAOZZ	5340013887005	80063	A3163346-2	CAP, PROTECTIVE, DUST.....	1

END OF FIGURE



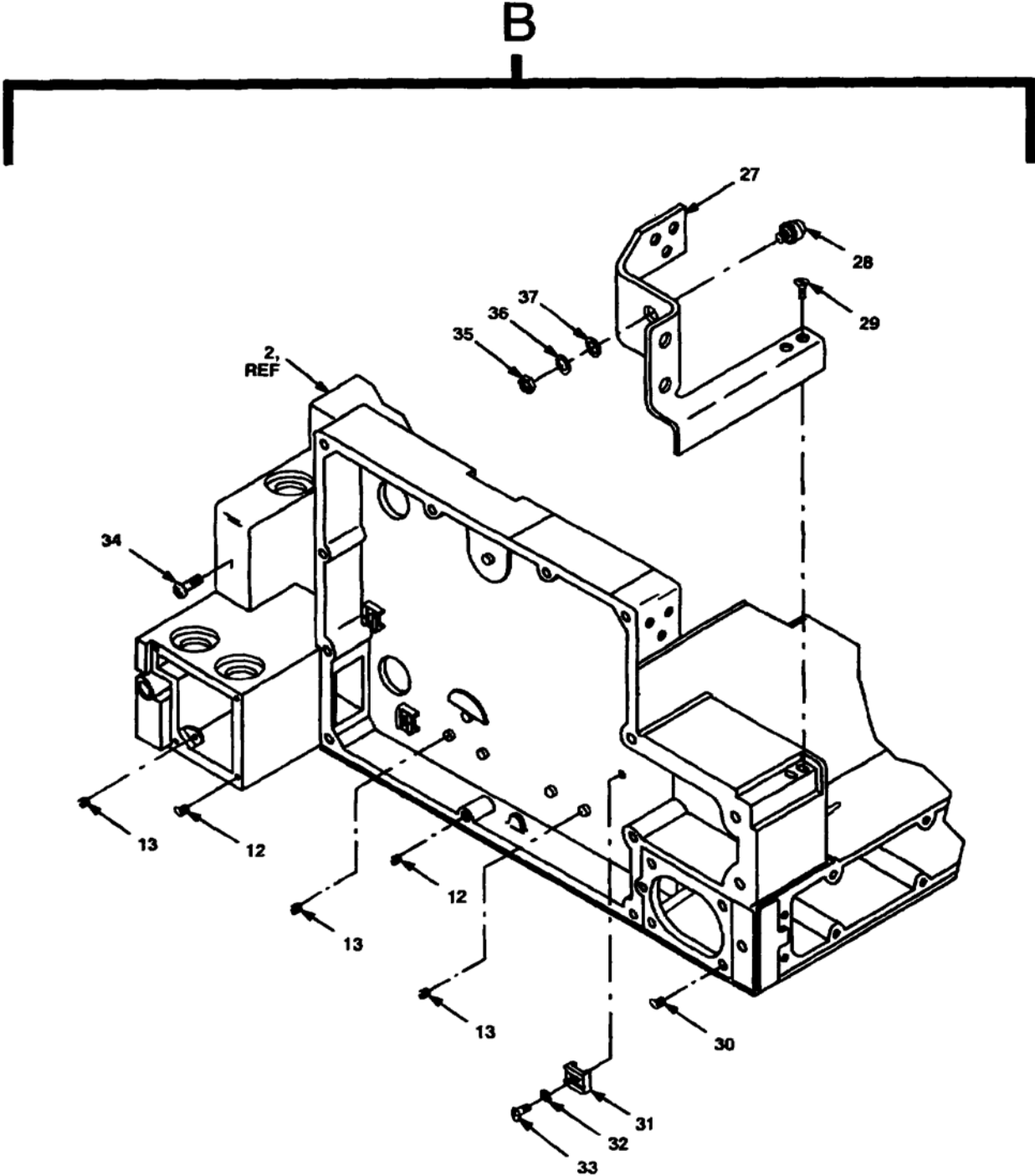
ELCE2GV023-1A

Figure 213. Chassis Subassembly, Adapter (Sheet 1 of 3).



ELCE2GV023-2

Figure 213. Chassis Subassembly, Adapter (Sheet 2 of 3).



ELCE2GV023-3

Figure 213. Chassis Subassembly, Adapter (Sheet 3 of 3).

TM 11-5820-890-20P-1

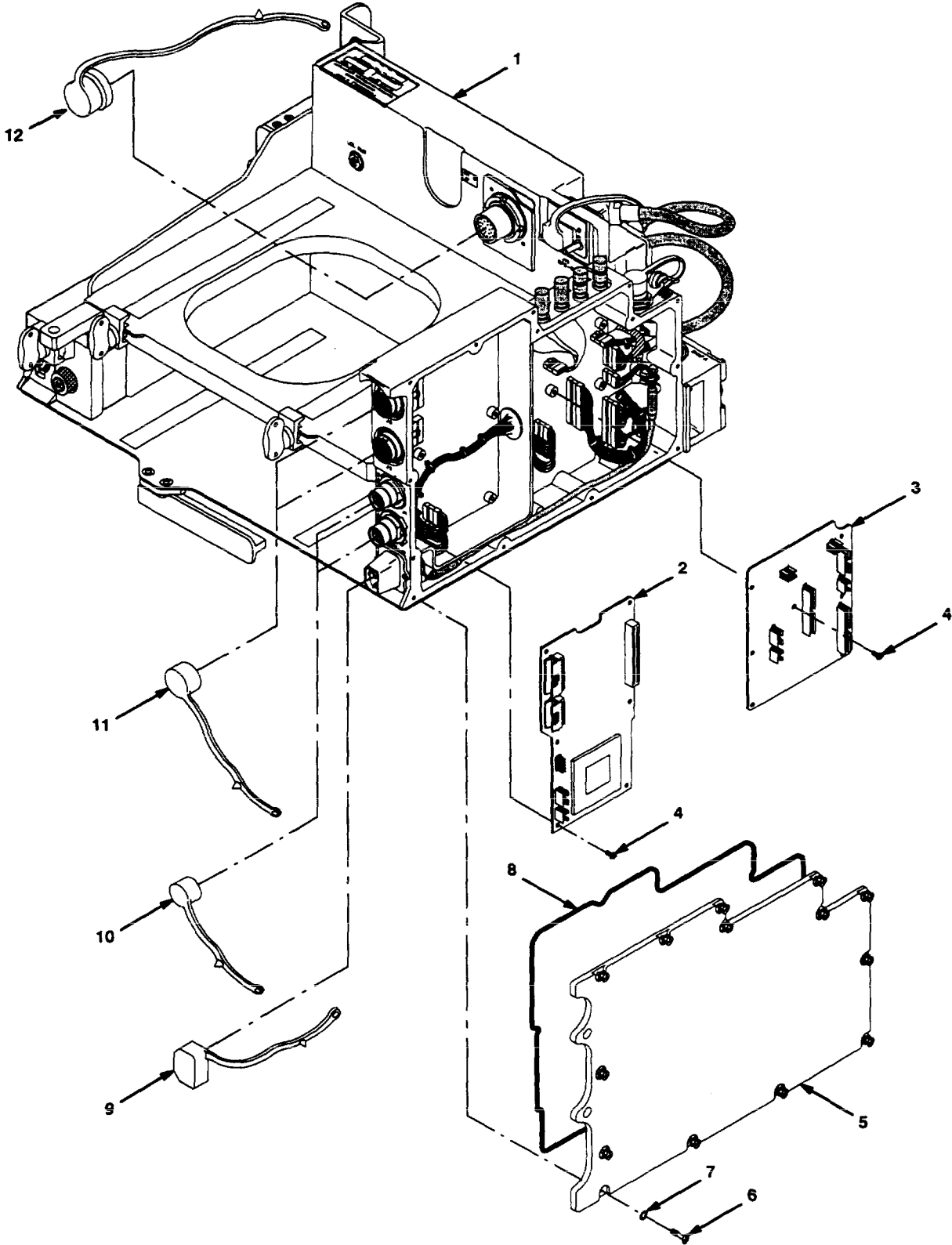
SECTION II			TM11-5820-890-20P-1		(6)	(7)
(1)	(2)	(3)	(4)	(5)		
ITEM	SMR			PART		
NO	CODE	NSN	CAGEC	NUMBER	DESCRIPTION AND USABLE ON CODES(UOC)	QTY

GROUP 860201 CHASSIS SUBASSEMBLY,
ADAPTER

FIGURE 213

3	PAOZZ	5315000589698	96906	MS-16562-191	PIN, SPRING.....	2
4	PAOZZ	5310009890640	80205	NAS620C10	WASHER, FLAT.....	2
6	PAOZZ	5325008450286	96906	MS16632-4031	RING, RETAINING.....	2
7	PAOZZ	5340013523065	80063	A3132540	CLAMP, SYNCHRO.....	2
8	PAOZZ	5305013523022	80063	A3132542	THUMBSCREW.....	2
9	PAOZZ	5305013523023	80063	A3132544	THUMBSCREW.....	1
10	PAOZZ	5340013523066	80063	A3132548	CLAMP, SYNCHRO.....	1
11	PAOZZ	5325007250969	96906	MS16633-4018	RING, RETAINING.....	1
16	PAOZZ	5340013897195	80063	A3163346-1	CAP, PROTECTIVE, DUST.....	1
17	PAOZZ	5305004552551	96906	MS51959-31B	SCREW, MACHINE.....	8
18	PAOZZ	5365013554076	80063	A3132534-1	SPACER, PLATE.....	4
19	PAOZZ	5999013874707	81349	M38527/06-040N	MOUNTING PAD, ELECTR.....	1
20	PAOZZ	5340013823214	80063	A3163376-1	PLUG, PROTECTIVE, DUS.....	2
21	PAOZZ	5305002319808	96906	MS51957-19B	SCREW, MACHINE.....	2
22	PAOZZ	5340013844738	80063	A3163346-3	CAP, PROTECTIVE, DUST.....	2
26	PAOZZ	5999013889075	72825	9766-285-07-01	COVER, ACCESS.....	4
27	XBOZZ		80063	A3163268	SUPPORT, GUIDE.....	1
28	PAOZZ	5315013538697	80063	A3163269-1	PIN, STRAIGHT, THREAD.....	1
29	PAOZZ	5305004552488	96906	MS51959-42B	SCREW, MACHINE.....	5
35	PAOZZ	5310001089736	96906	MS35650-3314B	NUT, PLAIN, HEXAGON.....	1
36	PAOZZ	5310001467074	88044	AN960 X C516	WASHER, FLAT.....	1
37	PAOZZ	5310004152115	96906	MS35338-140B	WASHER, LOCK.....	1

END OF FIGURE



ELCE2GV027-1D

Figure 214. Amplifier-Adapter, Vehicular AM-7239D/VRC

TM 11-5820-890-20P-1

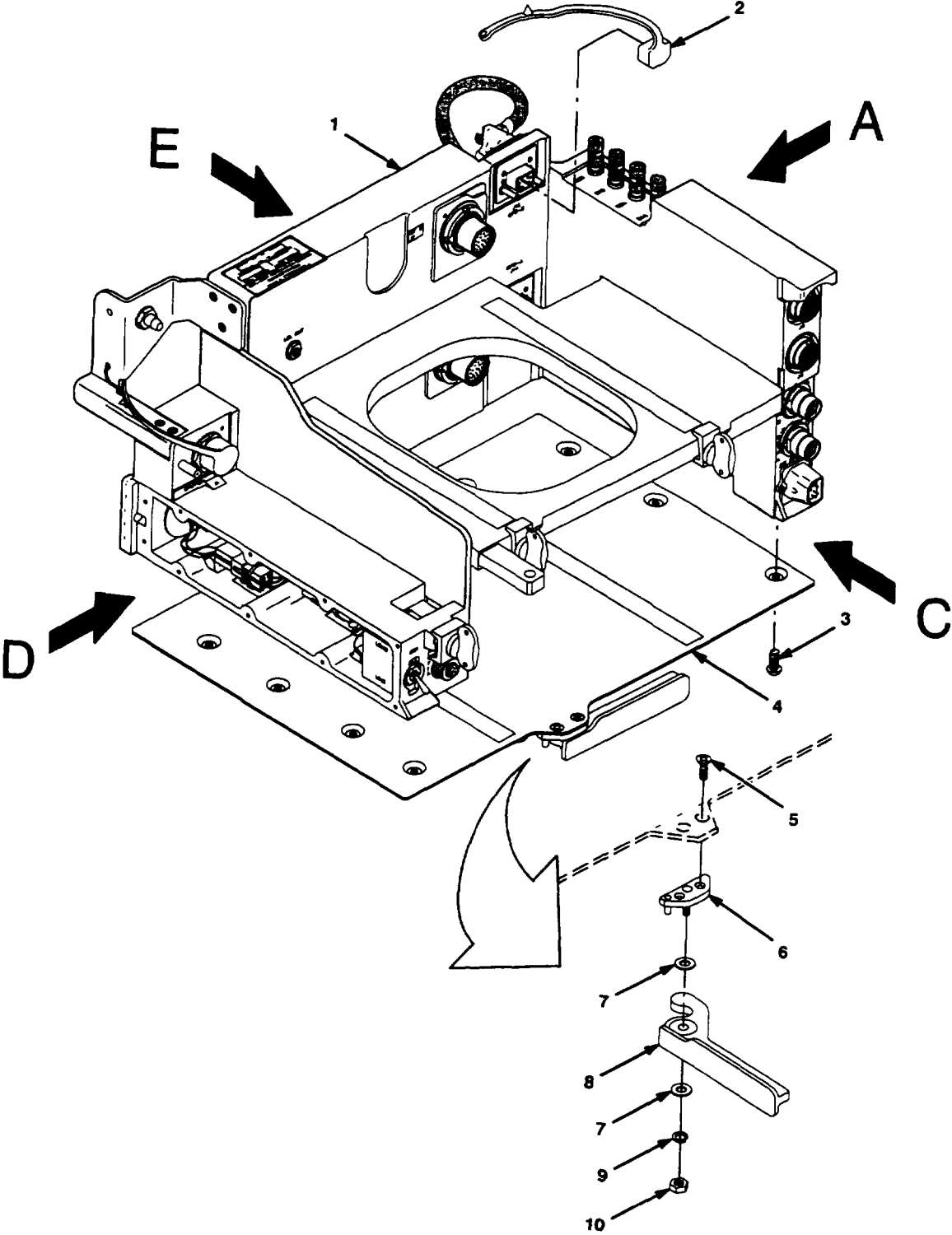
SECTION II			TM11-5820-890-20P-1		(6)	(7)
(1)	(2)	(3)	(4)	(5)		
ITEM	SMR			PART		
NO	CODE	NSN	CAGEC	NUMBER	DESCRIPTION AND USABLE ON CODES(UOC)	QTY

GROUP 87 AMPLIFIER-ADAPTER,
VEHICULAR
AM-7239D/VRC

FIGURE 214

9	PAOZA	5340014510146	80063	A3163346-6	CAP, PROTECTIVE, DUST.....	1
10	PAOZZ	5340013887005	80063	A3163346-2	CAP, PROTECTIVE, DUST.....	2
11	PAOZZ	5340013897195	80063	A3163346-1	CAP, PROTECTIVE, DUST.....	2
12	PAOZA	5340014510174	80063	A3163346-7	CAP, PROTECTIVE, DUST.....	1

END OF FIGURE



ELCE2GV028-1C

Figure 215. Chassis Assembly, Adapter (Sheet 1 of 7)

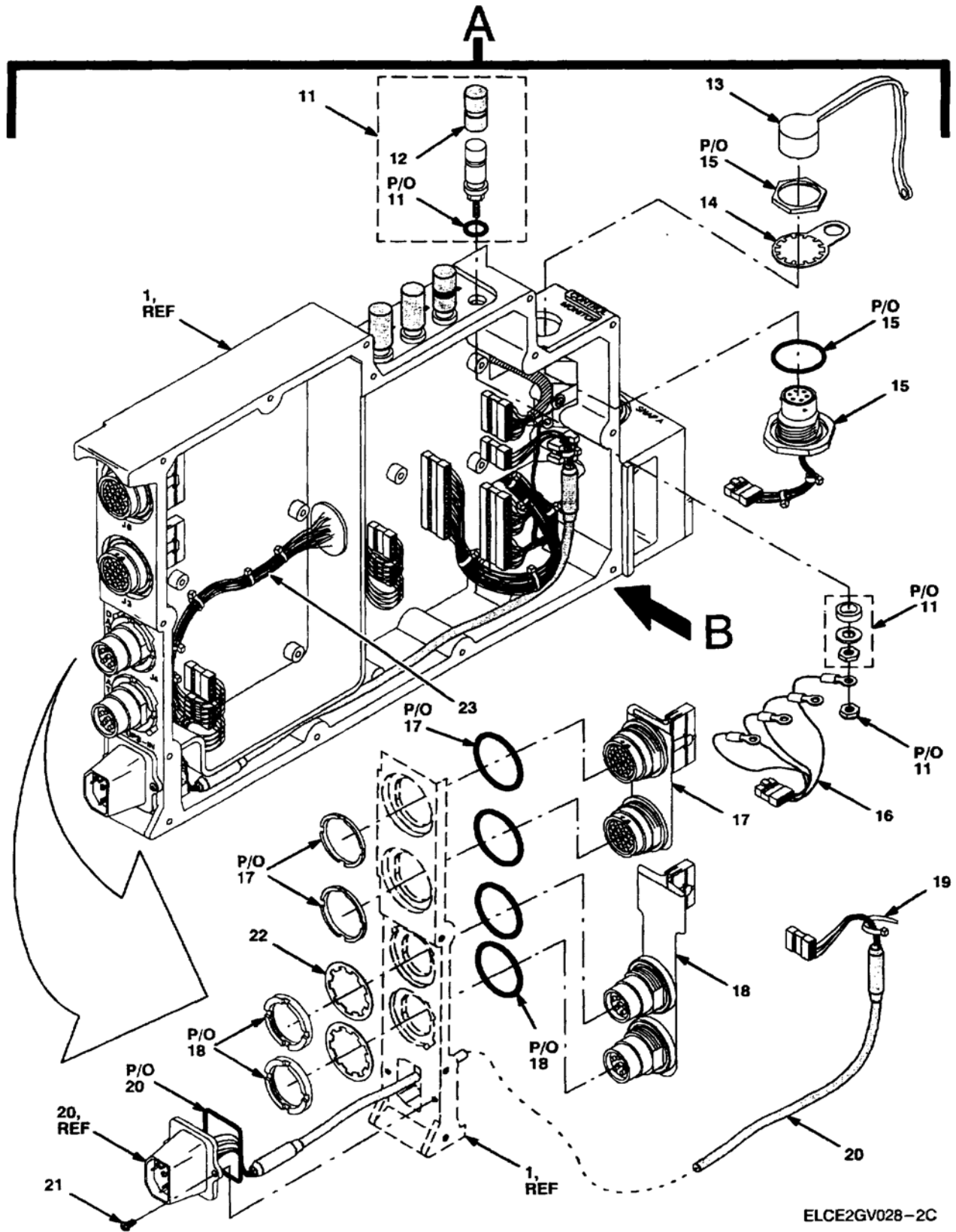


Figure 215. Chassis Assembly, Adapter (Sheet 2 of 7)

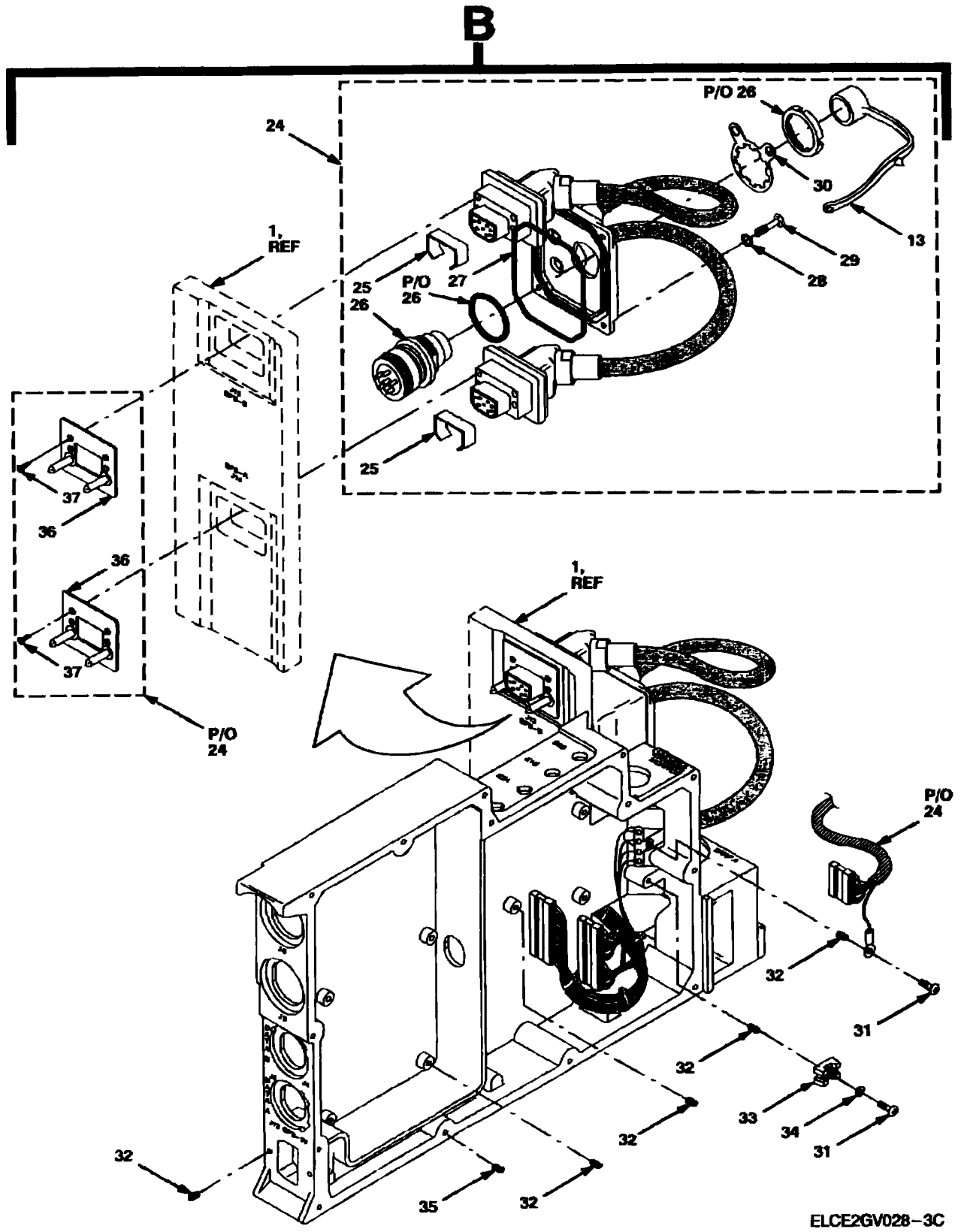


Figure 215. Chassis Assembly, Adapter (Sheet 3 of 7)

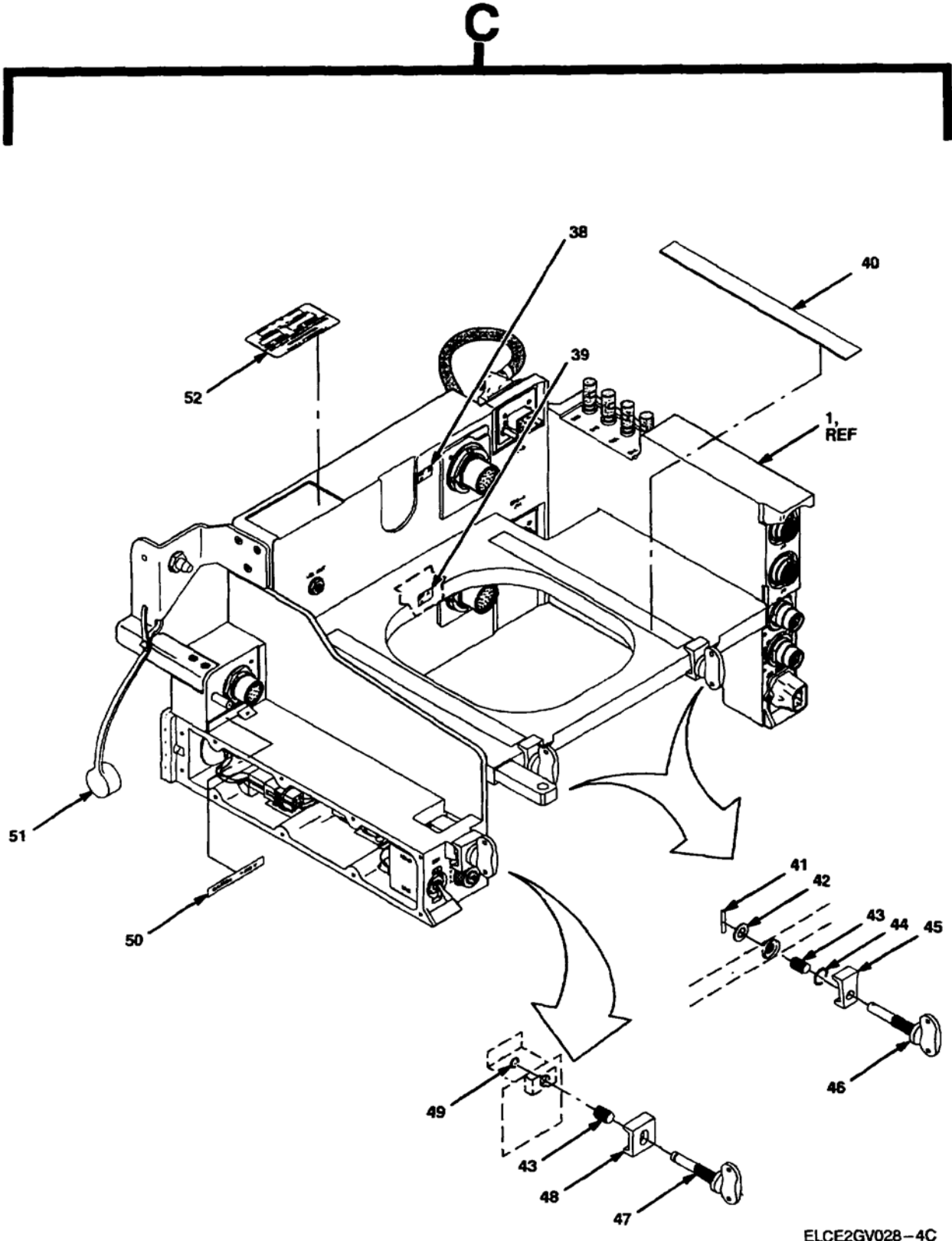
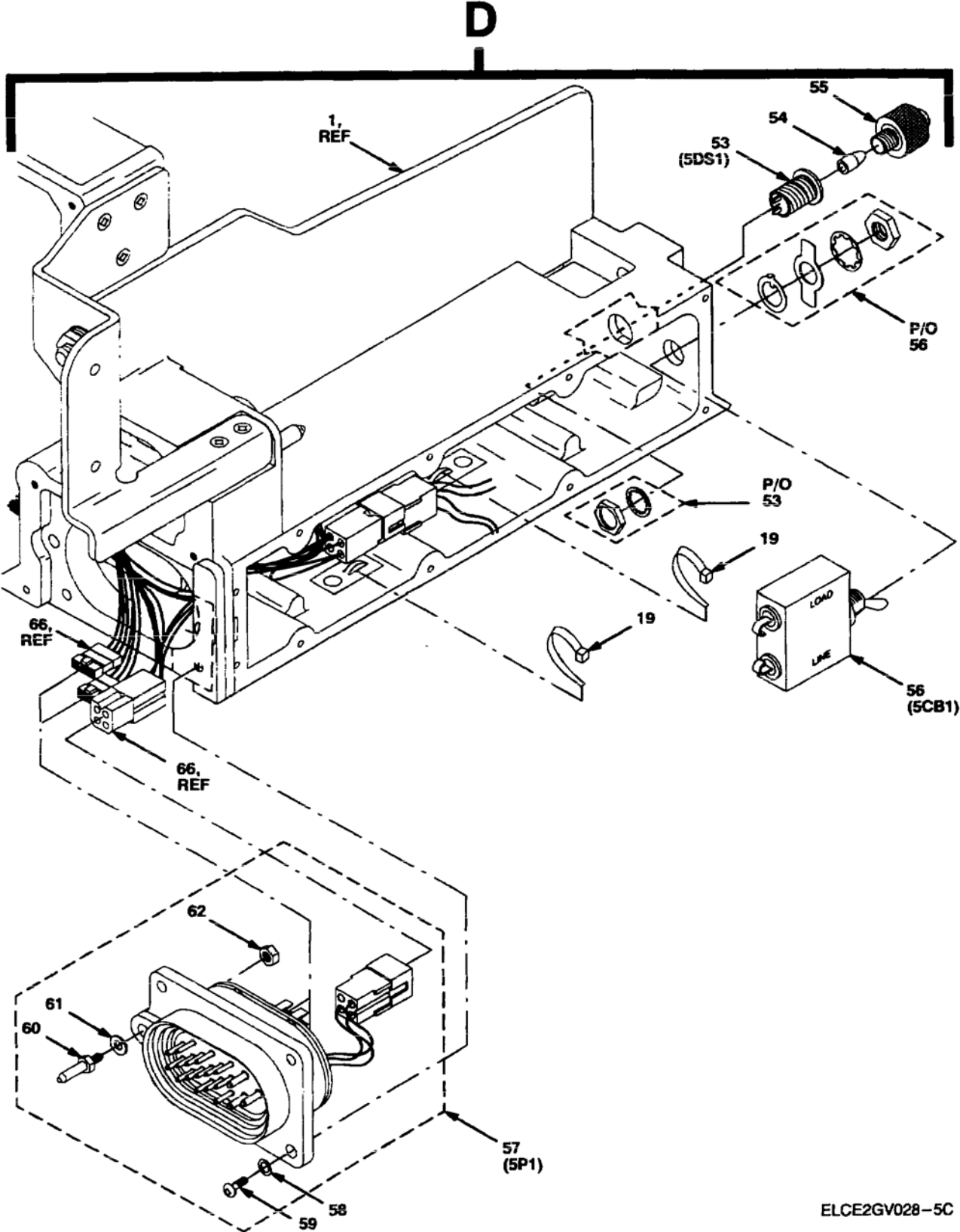
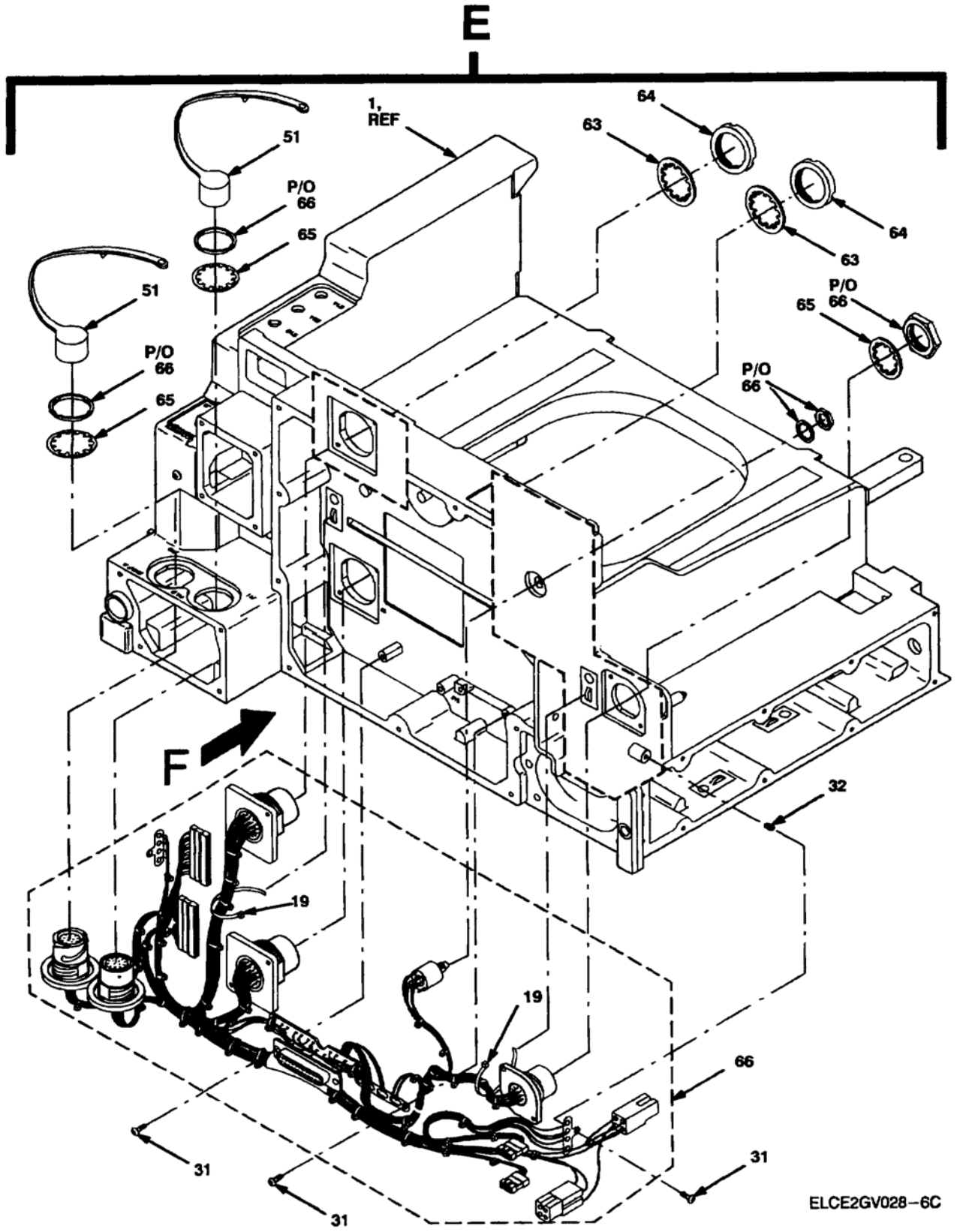


Figure 215. Chassis Assembly, Adapter (Sheet 4 of 7)



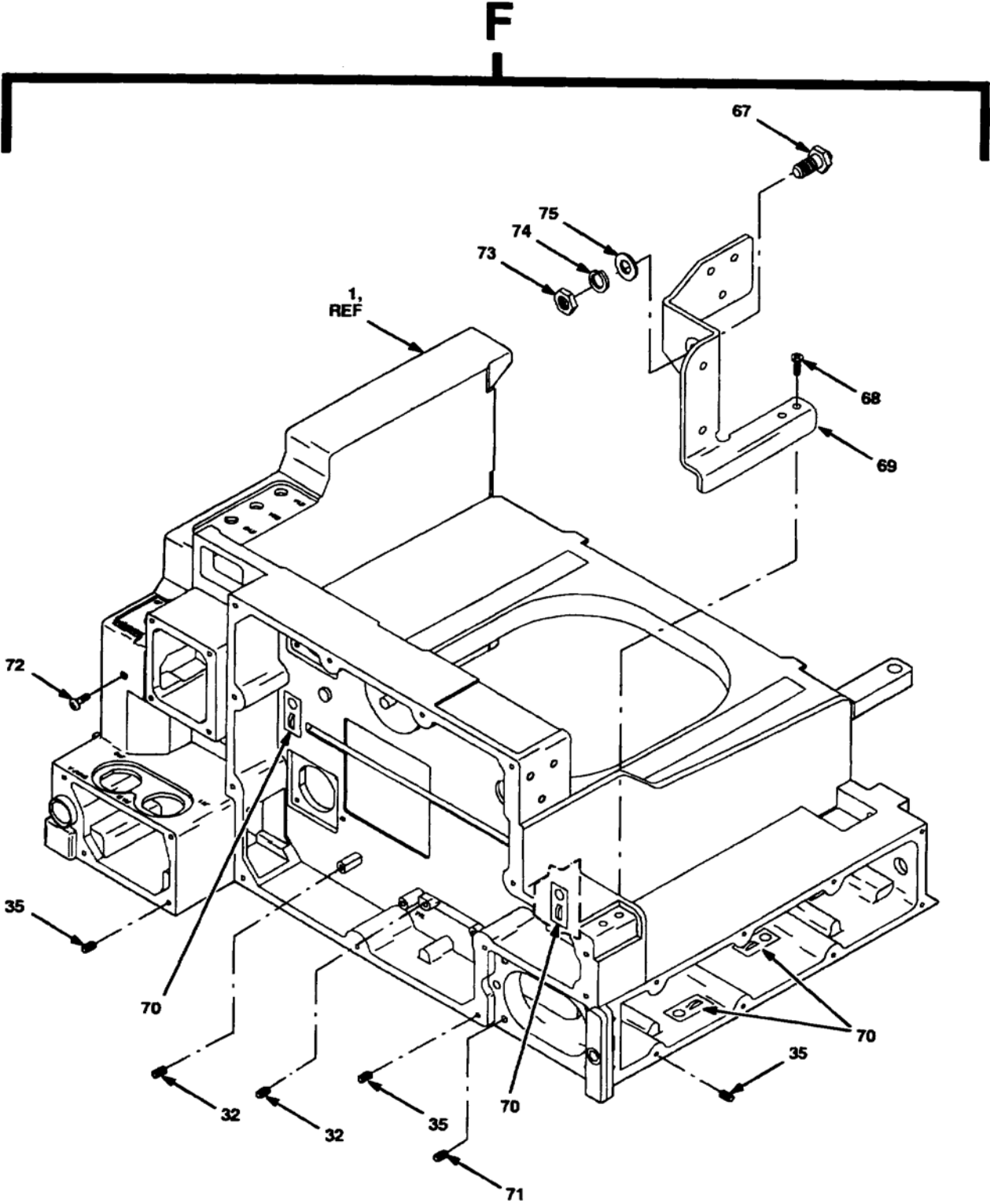
ELCE2GV028-5C

Figure 215. Chassis Assembly, Adapter (Sheet 5 of 7)



ELCE2GV028-6C

Figure 215. Chassis Assembly, Adapter (Sheet 6 of 7)



ELCE2GV028-7C

Figure 215. Chassis Assembly, Adapter (Sheet 7 of 7)

TM 11-5820-890-20P-1

SECTION II			TM11-5820-890-20P-1			
(1)	(2)	(3)	(4)	(5)	(6)	(7)
ITEM	SMR			PART		
NO	CODE	NSN	CAGEC	NUMBER	DESCRIPTION AND USABLE ON CODES(UOC)	QTY
					GROUP 8701 CHASSIS ASSEMBLY, ADAPTER	
					FIGURE 215	
2	PAOZZ	5340014510185	80063	A3163346-5	CAP, PROTECTIVE, DUST.....	1
5	PAOZZ	5305010164326	96906	MS51959-41B	SCREW, MACHINE.....	2
6	PAOZZ	5340013900546	80063	A3163348	BRACKET, LEVER.....	1
7	PAOZZ	5310010942198	81349	M12133/1-4P	WASHER, SPRING TENS.....	2
8	PAOZZ	5340013773530	80063	A3132545	LEVER, MANUAL CONTRO.....	1
9	PAOZZ	5310013529587	80205	NAS1149CN832B	WASHER, FLAT.....	1
10	PAOZZ	5310008787196	96906	MS21043-08	NUT, SELF-LOCKING, EX.....	1
12	PAOZZ	5999013889075	72825	9766-285-07-01	CAP, ELECTRICAL.....	4
13	PAOZZ	5340013887005	80063	A3163346-2	CAP, PROTECTIVE, DUST.....	2
25	PAOZZ	5340014489969	80063	A3163686-1	PAD, CUSHIONING.....	2
36	PAOZZ	5935014318672	80063	A3167931-4	CONNECTOR, RECEPTAC, FLOAT MOUNT....	2
37	PAOZZ	5305013499217	80063	A3140087-36	SCREW, CAP, SOCKET HE.....	8
41	PAOZZ	5315000589698	96906	MS-16562-191	PIN, SPRING.....	2
42	PAOZZ	5310009890640	80205	NAS620C10	WASHER, FLAT.....	2
44	PAOZZ	5325008450286	96906	MS16632-4031	RING, RETAINING.....	2
45	PAOZZ	5340013523065	80063	A3132540	CLAMP, SYNCHRO.....	2
46	PAOZZ	5305013523022	80063	A3132542	THUMBSCREW.....	2
47	PAOZZ	5305013523023	80063	A3132544	THUMBSCREW.....	1
48	PAOZZ	5340013523066	80063	A3132548	CLAMP, SYNCHRO.....	1
49	PAOZZ	5325007250969	96906	MS16633-4018	RING, RETAINING.....	1
51	PAOZZ	5340013897195	80063	A3163346-1	CAP, PROTECTIVE, DUST.....	3
54	PAOZZ	6240007637744	96906	MS25237-387	LAMP, INCANDESCENT.....	1
55	PAOZZ	6210001515276	81349	LC36GD2	LENS, LIGHT.....	1
60	PAOZZ	5315013798528	80063	A3132508	PIN, STRAIGHT, THREAD.....	1
61	PAOZZ	5970014256500	80063	A3132529-5	INSULATOR, WASHER.....	1
67	PAOZZ	5315013538697	80063	A3163269-1	PIN, STRAIGHT, THREAD.....	1
73	PAOZZ	5310001089736	96906	MS35650-3314B	NUT, PLAIN, HEXAGON.....	1
74	PAOZZ	5310004152115	96906	MS35338-140B	WASHER, LOCK.....	1
75	PAOZZ	5310001467074	80205	NAS1149C0563B	WASHER, FLAT.....	1

END OF FIGURE

CROSS-REFERENCE INDEXES

STOCK NUMBER	NATIONAL STOCK NUMBER INDEX		STOCK NUMBER	FIG.	ITEM
	FIG.	ITEM			
5306-00-021-3912	4	6	5305-00-702-4523	113	15
	113	5	5325-00-725-0969	87	122
5315-00-058-9698	87	66		88	12
	213	3		206	23
	215	41		213	11
5310-00-061-0004	118	2		215	49
5310-00-061-1258	107	11	6240-00-763-7744	14	26
	108A	11		19	11
5305-00-068-0515	207	29		87	25
5310-00-081-4219	119	3		88	15
	207	24		119	15
5305-00-081-6728	109	11		212	27
5310-00-108-9736	213	35		215	54
	215	73	5310-00-764-9564	87	16
5975-00-111-3208	112	5		212	10
	113	16	5310-00-809-4058	207	27
5310-00-146-7074	213	36	5325-00-845-0286	87	65
	215	75		109	19
6210-00-151-5276	87	24		146	16
	119	14		213	6
	212	28		215	44
	215	55		166T	22
5331-00-167-5165	19	24	5305-00-847-1159	107	13
	87	49		108A	12
5310-00-224-0748	208	5	5315-00-847-3735	87	130
5306-00-225-9084	119	1	5325-00-878-1908	206	22
5306-00-225-9086	107	5	5310-00-878-7196	212	11
	108A	2		215	10
5306-00-225-9089	13	8	5310-00-880-7746	13	6
	109	8		109	10
	111	24		111	25
	206	12		206	14
	207	26		207	23
5305-00-231-9808	213	21	5310-00-883-9417	206	6
5310-00-407-9566	119	2	5310-00-889-2527	13	7
	207	25		107	6
5310-00-415-2115	213	37		109	9
	215	74		111	23
5305-00-433-3707	207	34		206	13
5305-00-455-2488	213	29		108A	3
5305-00-455-2551	213	17	5310-00-913-8881	107	12
5330-00-463-0327	108	4		108A	10
5305-00-494-7329	208	6	5310-00-933-8121	4	11
5305-00-494-7333	212	3		113	14
	205B	16	5310-00-939-2655	113	8
5310-00-582-5677	113	13	5310-00-989-0640	87	64
5310-00-582-5965	207	28		146	15
5310-00-614-3552	109	24		213	4
	111	8		215	42
5305-00-685-3511	4	10	5355-00-994-3435	119	11

CROSS-REFERENCE INDEXES

STOCK NUMBER	NATIONAL STOCK NUMBER INDEX		STOCK NUMBER	FIG.	ITEM
	FIG.	ITEM			
5305-01-016-4326	212	6	5895-01-201-4084	86	11
6135-01-036-3495	1	6	5305-01-202-2672	52	14
5310-01-071-6411	4	12		75	21
6240-01-093-7323	153	10		166B	14
5310-01-094-2198	212	8		166R	14
	215	7	5305-01-202-6842	109	22
5310-01-145-3154	113	3		118	5
5895-01-151-9914	1	23	6160-01-202-8724	57	19
5895-01-188-8816	1	21	5340-01-203-0595	74	2
5895-01-188-8819	1	15	5315-01-203-0953	116	41
5975-01-188-8873	1	20	5310-01-203-2651	166S	13
5895-01-195-0827	1	10	5310-01-203-2653	109	26
5895-01-195-4844	1	15		111	7
6150-01-196-6329	109	25		113	11
	109	35	5310-01-203-2654	87	29
	111	9		87	44
	111	12	5985-01-204-0074	2	2
	118	3	5310-01-204-3354	111	6
6160-01-197-2907	16	8	5310-01-204-4209	109	29
	17	8		111	11
5305-01-200-0197	4	14		113	4
	12	16		118	1
	16	17	5310-01-205-2840	12	12
	17	17		109	2
	51	4		111	3
	74	4		12A	12
	84	4	5330-01-205-2864	107	10
	87	55		108A	9
	12A	16	5310-01-205-3472	12	13
	147	9		109	3
	166A	4		111	4
	166Q	4		12A	13
	166T	2		166T	9
5305-01-200-3941	87	36	5310-01-205-9199	107	8
5340-01-200-4158	87	34		108A	5
5305-01-200-6253	14	20	5310-01-206-3484	14	19
	87	62		19	19
5305-01-200-6255	109	21		74	7
	111	2	5310-01-207-7555	116	40
5340-01-200-6617	87	68	6150-01-214-5750	107	7
	146	17		108A	4
	166T	24	6135-01-214-6441	1	2
5305-01-201-0286	109	28		16	6
	111	5		17	6
5310-01-201-3345	108	2	5930-01-214-8502	16	22
5340-01-201-3440	87	95		17	21
	88	13	5310-01-216-4004	116	40A
	153	7	5895-01-216-9552	1	19
5935-01-201-3905	87	69	5995-01-219-4697	112	2
5935-01-201-3907	87	37	5995-01-219-7025	112	4

CROSS-REFERENCE INDEXES

STOCK NUMBER	NATIONAL STOCK NUMBER INDEX		STOCK NUMBER	FIG.	ITEM
	FIG.	ITEM			
5965-01-222-1420	1	27	5310-01-303-0313	109	18
5995-01-222-4209	112	3		146	15
5310-01-225-0913	87	106		166T	23
5305-01-225-2586	87	23	5995-01-303-4951	1	32
5305-01-225-2587	74	9	5995-01-304-2026	1	17
	87	28	6160-01-304-2034	1	5
5305-01-225-2589	107	9	5975-01-304-2050	1	20
	108A	6	5305-01-304-4993	87	67
5310-01-225-3588	14	18		111	16
	19	18	5305-01-304-4994	87	96
	74	6		88	14
	87	35		116	24
5935-01-228-0709	87	90		153	8
5820-01-234-8093	1	8	5310-01-304-4995	153	34
5975-01-235-1962	112	1	5895-01-304-8389	1	15
5985-01-235-9189	1	7	5305-01-305-8359	12	11
5305-01-242-7417	87	110		17	37
5305-01-249-0443	107	17		12A	11
5310-01-260-7576	116	40B	5985-01-306-4622	107	15
3040-01-261-2630	87	18	5985-01-306-8110	107	2
	146	9	5330-01-306-8119	12	4
	166T	15		12A	4
6150-01-261-9826	87	114	5305-01-306-8122	19	20
5365-01-265-2134	17	36		74	8
5310-01-265-6994	87	15	5310-01-306-8125	166T	12
	146	10	5340-01-306-8146	116	21
5310-01-266-3060	87	32	5310-01-307-7702	87	30
	153	32	5985-01-308-8988	1	28
5310-01-267-2035	146	5	5895-01-309-1309	1	23
5310-01-268-1237	87	13	5310-01-309-9476	206	7
	87	31	5995-01-310-0335	1	13
	153	33	5365-01-312-5955	16	20
5998-01-270-3935	1	22		17	19
5310-01-271-6480	109	27	5999-01-313-0458	107	16
5895-01-277-2680	1	24	5305-01-315-4647	84	6
5315-01-280-6209	87	27		166A	6
	153	1		166Q	6
5342-01-280-6367	118	7	5355-01-315-7946	8	4
6130-01-284-4195	1	35		52	12
6160-01-284-4200	1	9		75	18
5975-01-285-2352	1	26		85	12
5965-01-295-1125	1	31		166B	12
5995-01-295-5360	1	12		166R	12
5340-01-298-1454	84	10	5355-01-315-7947	52	13
5305-01-298-4982	87	10		75	20
5340-01-298-5026	109	17		85	13
5355-01-300-9294	75	10		166B	13
5315-01-302-8535	19	25		166R	13
	87	50	5355-01-315-7948	52	6
5340-01-302-8542	111	18		75	11

CROSS-REFERENCE INDEXES

STOCK NUMBER	NATIONAL STOCK NUMBER INDEX		STOCK NUMBER	FIG.	ITEM
	FIG.	ITEM			
5355-01-315-7948	85	6	5340-01-345-5988	166U	5
	166B	6		166W	34
	166R	6	5305-01-346-0074	109	20
5355-01-315-7949	52	10	5305-01-346-2489	109	12
	75	19	5340-01-346-2498	19	21
	85	10		88	3
	166B	10		153	31
	166R	10	5340-01-346-2499	110	2
5340-01-315-7952	14	16		116	38
	51	3	5340-01-346-4291	16	9
	84	3		17	9
	166A	3		19	17
	166Q	3		51	9
5340-01-316-0883	108	1		74	13
5340-01-318-5708	74	10		84	9
5935-01-318-5709	74	12		87	139
5820-01-318-7990	1	8		90	15
5305-01-319-1603	109	16		146	23
5340-01-319-4710	51	7		151	11
	84	7		166A	9
	166A	7		166Q	9
	166Q	7		166W	1
5340-01-319-6707	87	19	5340-01-346-8066	19	5
5820-01-322-3477	1	4	5305-01-347-5287	109	6
5985-01-323-2674	2	1	5995-01-348-2264	1	29
5995-01-323-2729	1	36	5965-01-348-5997	119	12
5895-01-334-3164	1	15	5305-01-349-9217	215	37
5305-01-334-7801	51	6	5310-01-350-3030	207	16
	74	11	5355-01-351-2337	203	9
5305-01-335-5185	87	40		205A	17
	88	1	5355-01-351-2338	203	26
	153	29		205A	8
	166T	13	5355-01-351-2339	203	11
6160-01-337-1832	52	5		207	18
	85	5		205A	18
	166B	5	5305-01-351-4316	205	18
	166R	5	5895-01-351-4535	203	38
5305-01-339-1093	16	3		205A	29
	17	3	5970-01-351-7924	203	37
	51	2	5355-01-351-8003	203	41
	74	1		205A	7
	84	2	5305-01-352-1691	203	40
	166A	2		205A	31
	166Q	2	5305-01-352-3022	213	8
6160-01-339-7723	1	25		215	46
5985-01-340-1043	1	37	5305-01-352-3023	213	9
5310-01-341-3648	208	4		215	47
5305-01-344-5820	111	22	5310-01-352-3028	212	13
5340-01-345-5988	87	123	5340-01-352-3065	213	7
	147	6		215	45

CROSS-REFERENCE INDEXES

STOCK NUMBER	NATIONAL STOCK NUMBER INDEX		STOCK NUMBER	FIG.	ITEM
	FIG.	ITEM			
5340-01-352-3066	213	10	5850-01-372-0153	153	9
	215	48	5970-01-374-2153	12	10
5305-01-352-6695	212	12		12A	10
5310-01-352-9587	215	9	7690-01-374-2156	107	1
5310-01-353-1014	107	15A	5305-01-374-2158	203	10
5305-01-353-4937	206	19		207	19
5310-01-353-4941	203	39		205A	10
	205A	30	5305-01-374-9591	87	129
5985-01-353-4943	1	33		146	20
5340-01-353-4967	204	12	5970-01-376-1917	203	37
	205B	15		205A	27
5340-01-353-4969	208	12	5305-01-376-2203	203	8
5985-01-353-8696	107	14		207	17
5315-01-353-8697	213	28		205A	9
	215	67	5985-01-376-7934	108A	13
5325-01-353-9933	208	9	5985-01-376-8012	108A	1
5310-01-354-3211	206	8	5340-01-377-3530	212	9
5355-01-354-3219	8	6		215	8
	52	16	5315-01-379-8528	212	36
	75	23		215	60
	85	14	4010-01-381-1581	108A	8
	166B	16	5340-01-381-5666	108A	14
	166R	16	5355-01-382-1108	203	7
5365-01-355-4076	213	18		207	15
5340-01-355-7397	206	20		205A	15
5355-01-356-1282	16	21	5340-01-382-3214	213	20
	17	20	5985-01-383-3142	104A	3
5340-01-357-2333	87	137	5985-01-383-3145	104A	1
	147	20	5340-01-384-4738	213	22
	166U	17	5935-01-386-0360	52	15
5305-01-360-1585	87	14		75	22
5935-01-360-2630	109	4		166B	15
	111	10		166R	15
5340-01-361-3802	51	10	5999-01-387-4707	213	19
	74	15	5340-01-388-7005	211	10
	166A	10		212	47
	166Q	10		214	10
5935-01-363-1137	3	2		215	13
5820-01-363-6929	1	1	5999-01-388-9075	12	28A
5820-01-365-2725	1	8		19	8A
5935-01-365-6970	3	3		87	74
5305-01-369-0871	146	21		90	1
	153	3		151	1
5305-01-369-0872	147	18		208	14
5305-01-369-1397	90	17		213	26
	146	6		215	12
5850-01-372-0153	14	27	5340-01-389-7195	212	46
	19	10		213	16
	88	16		214	11
	116	20		215	51

CROSS-REFERENCE INDEXES

STOCK NUMBER	NATIONAL STOCK NUMBER INDEX		STOCK NUMBER	FIG.	ITEM
	FIG.	ITEM			
5340-01-390-0546	212	7	3460-01-435-8079	108A	15
	215	6	5985-01-438-2224	104A	3
5340-01-392-3421	16	1	5985-01-438-6768	104A	1
	17	1	6135-01-438-9450	1	6
5310-01-394-5896	206	21	5305-01-439-4220	19	8
5305-01-396-4339	206	9		109	31
5305-01-397-5108	206	5		111	16
5305-01-398-1325	206	17		116	24
5340-01-399-2800	12	23		146	19
	12A	23		153	8
5340-01-399-6114	203	25		166T	25
	205A	4	5340-01-439-5303	205	19
5340-01-399-6973	12	32	5340-01-448-9969	215	25
	12A	32	5340-01-449-4268	87	20
5340-01-406-1203	12	14		88	9
	12A	14	5340-01-451-0146	214	9
5895-01-407-2627	1	16	5340-01-451-0174	214	12
	1	16	5340-01-451-0185	215	2
5340-01-407-9036	12	18	5975-01-454-1308	1	39
	12A	18		211	11
5310-01-409-0185	16	2	5340-01-456-7985	1	30
	17	2	5305-01-462-1796	118	6
	88	2	5340-01-465-4793	166W	15
	147	19	5340-01-465-4794	166W	16
	153	30	5305-01-465-9539	87	12
	212	2	5310-01-466-4854	166T	18
5820-01-410-8981	1	1			
5340-01-413-4587	208	7			
5315-01-413-6178	206	25			
5305-01-414-1197	206	15			
5305-01-417-2469	146	43			
	166T	38			
5895-01-421-0093	1	14			
5895-01-422-8781	1	14			
6160-01-424-8514	1	5			
5970-01-425-6500	212	37			
	215	61			
5985-01-425-7305	1	37			
5310-01-426-7543	166T	16			
5999-01-428-5846	107	2A			
5975-01-430-7120	146	7			
	166T	14			
5310-01-430-9243	166T	17			
5305-01-431-2242	166S	12			
5315-01-431-2255	147	5			
5340-01-431-5254	166S	14			
5935-01-431-8672	215	36			
5895-01-432-8370	1	38			
5340-01-433-5455	146	42			
	166T	37			

CROSS-REFERENCE INDEXES

CAGEC	PART NUMBER	PART NUMBER INDEX		FIG.	ITEM
			STOCK NUMBER		
80058	AM-7238/VRC		5895-01-195-4844	1	15
80058	AM-7238B/VRC		5895-01-407-2627	1	16
80058	AM-7239/VRC		5895-01-188-8819	1	15
80058	AM-7239A/VRC		5895-01-304-8389	1	15
80058	AM-7239B/VRC		5895-01-334-3164	1	15
80058	AM-7239C/VRC		5895-01-421-0093	1	14
80058	AM-7239D/VRC		5895-01-422-8781	1	14
88044	AN960 X C516		5310-00-146-7074	213	36
				215	75
88044	AN960XC4			87	136
				90	16
80058	AS-3683/PRC		5985-01-235-9189	1	7
80058	AS-3900A/VRC		5985-01-308-8988	1	28
80058	AS-3916/VRC		5985-01-353-4943	1	33
80058	AS-4266/PRC		5985-01-340-1043	1	37
80058	AS-4266A/PRC		5985-01-425-7305	1	37
81343	AS3582-215		5330-00-463-0327	108	4
80063	A3012672-1		5850-01-372-0153	14	27
				19	10
				88	16
				116	20
				153	9
80063	A3013096-8			147	4
80063	A3013104-2			16	10
				17	10
51792	A3013109-3		5310-01-225-0913	87	106
51792	A3013109-8		5310-01-266-3060	87	32
				153	32
51792	A3013114-30		5305-01-200-6255	109	21
				111	2
51792	A3013114-8		5305-01-202-6842	109	22
				118	5
80063	A3013115-1			113	12
51792	A3013115-17		5305-01-201-0286	109	28
				111	5
51792	A3013115-23		5305-01-225-2589	107	9
				108A	6
80063	A3013115-46		5305-01-249-0443	107	17
80063	A3013116-2		5305-01-225-2586	87	23
51792	A3013117-10		5305-01-305-8359	12	11
				17	37
				12A	11
51792	A3013117-14		5305-01-242-7417	87	110
51792	A3013117-17		5305-01-202-2672	52	14
				75	21
				166B	14
				166R	14
51792	A3013117-2		5305-01-225-2587	74	9
				87	28
80063	A3013117-3		5305-01-200-6253	14	20
			5305-01-306-8122	19	20

CROSS-REFERENCE INDEXES

CAGEC	PART NUMBER	PART NUMBER INDEX		FIG.	ITEM
			STOCK NUMBER		
51792	A3013117-3		5305-01-306-8122	74	8
80063	A3013117-30		5305-01-200-3941	87	36
51792	A3013117-52		5305-01-334-7801	51	6
				74	11
			5305-01-315-4647	84	6
				166A	6
				166Q	6
80063	A3013122-2		5310-01-204-3354	111	6
31550	A3013122-4		5310-01-271-6480	109	27
51792	A3013122-5		5310-01-205-9199	107	8
				108A	5
51792	A3013122-6		5310-01-216-4004	116	40A
80063	A3013124-11		5310-01-466-4854	166T	18
51792	A3013124-3		5310-01-203-2651	166S	13
51792	A3013124-4		5310-01-203-2653	109	26
				111	7
				113	11
80063	A3013124-8		5310-01-260-7576	116	40B
80063	A3013128-3		5310-01-206-3484	14	19
				19	19
				74	7
80063	A3013128-5		5310-01-205-2840	12	12
				109	2
				111	3
				12A	12
80063	A3013128-8		5310-01-268-1237	87	13
				87	31
				153	33
80063	A3013129-10		5310-01-267-2035	146	5
			5310-01-306-8125	166T	12
80063	A3013129-11		5365-01-265-2134	17	36
80063	A3013129-13		5310-01-352-3028	212	13
8U495	A3013129-3		5310-01-225-3588	14	18
				19	18
				74	6
				87	35
8U495	A3013129-4		5310-01-205-3472	12	13
				109	3
				111	4
				12A	13
				166T	9
8U495	A3013129-6			109	5
80063	A3013129-8		5310-01-307-7702	87	30
			5310-01-304-4995	153	34
80063	A3013158-2		5340-01-316-0883	108	1
80063	A3013328-1			17	35
31550	A3013336-1		6160-01-197-2907	16	8
				17	8
80063	A3013411-1		6160-01-202-8724	57	19
80063	A3013418-1		5340-01-200-4158	87	34
80063	A3013419-1			87	11

CROSS-REFERENCE INDEXES

CAGEC	PART NUMBER	PART NUMBER INDEX		FIG.	ITEM
			STOCK NUMBER		
80063	A3013421-1		5895-01-201-4084	86	11
31550	A3013552-2		6150-01-196-6329	109	25
				109	35
				111	9
				111	12
				118	3
80063	A3013552-3		6150-01-214-5750	107	7
				108A	4
80063	A3013561-1			87	73
80063	A3013570-1		5340-01-449-4268	87	20
				88	9
80063	A3013573-1			87	107
			5315-01-203-0953	116	41
80063	A3013573-2		5315-01-280-6209	87	27
				153	1
80063	A3013597-40			12	3
				12A	3
80063	A3013603-1		5340-01-201-3440	87	95
				88	13
				153	7
80063	A3013603-2		5340-01-306-8146	116	21
80063	A3013605-1			87	63
80063	A3013608-1		5340-01-200-6617	87	68
				146	17
				166T	24
80063	A3013655-1		5330-01-205-2864	107	10
				108A	9
80063	A3013660-1		5999-01-428-5846	107	2A
80063	A3013683-15			113	2
80063	A3013683-19			107	4
80063	A3013683-20			111	20
80063	A3013683-7			109	14
80063	A3013699-1		5340-01-203-0595	74	2
80063	A3013723-1			109	30
80063	A3013725-1			109	13
80063	A3013727-1			109	33
80063	A3013730-1			109	1
				111	1
80063	A3013735-8		5995-01-310-0335	1	13
80063	A3013787-1			109	23
80063	A3013824-3		5995-01-304-2026	1	17
80063	A3014034-6		5995-01-295-5360	1	12
80063	A3014046-1			118	4
80063	A3014064-1			113	10
80063	A3014092-1			113	1
80063	A3014093-1			113	7
80063	A3014228-1		5310-01-303-0313	109	18
				146	15
				166T	23
80063	A3014236-1			87	108
80063	A3014386-1		5340-01-298-5026	109	17

CROSS-REFERENCE INDEXES

CAGEC	PART NUMBER	PART NUMBER INDEX STOCK NUMBER	FIG.	ITEM
80063	A3017798-1		109	7
80063	A3017808-1	6160-01-337-1832	52	5
			85	5
			166B	5
			166R	5
80063	A3017838-1	5340-01-315-7952	14	16
			51	3
			84	3
			166A	3
			166Q	3
80063	A3017873-1	5355-01-300-9294	75	10
80063	A3017901-2	5985-01-306-4622	107	15
80063	A3017902-3	5985-01-353-8696	107	14
80063	A3018080-1	7690-01-374-2156	107	1
80063	A3018193-8	5305-01-298-4982	87	10
80063	A3018207-2	5999-01-313-0458	107	16
80063	A3018226-1	5315-01-302-8535	19	25
			87	50
80063	A3018226-2	5315-01-431-2255	147	5
80063	A3018230-1	5985-01-306-8110	107	2
80063	A3018377-1	5340-01-302-8542	111	18
80063	A3018385-1	5330-01-306-8119	12	4
			12A	4
80063	A3018446-1	5342-01-280-6367	118	7
80063	A3018781-5		19	6
			111	17
80063	A3019011-1		111	21
80063	A3019012-1		111	13
80063	A3019075-5	5340-01-407-9036	12	18
			12A	18
80063	A3019075-6	5340-01-399-6973	12	32
			12A	32
80063	A3019288-1		12	24
			12A	24
80063	A3019289-2	5340-01-399-2800	12	23
			12A	23
80063	A3019290-2	5340-01-406-1203	12	14
			12A	14
80063	A3131383	5315-01-413-6178	206	25
80063	A3131391	5340-01-353-4967	204	12
			205B	15
80063	A3131422	5355-01-351-2338	203	26
			205A	8
80063	A3131423	5355-01-351-2339	203	11
			207	18
			205A	18
80063	A3131424	5355-01-351-8003	203	41
			205A	7
80063	A3131425	5355-01-351-2337	203	9
			205A	17
80063	A3131431	5305-01-352-1691	203	40

CROSS-REFERENCE INDEXES

CAGEC	PART NUMBER	PART NUMBER INDEX		FIG.	ITEM
			STOCK NUMBER		
80063	A3131431		5305-01-352-1691	205A	31
80063	A3131444			206	18
80063	A3131446		5355-01-382-1108	203	7
				207	15
				205A	15
80063	A3131647		5970-01-376-1917	203	37
				205A	27
80063	A3131669-3			206	36
80063	A3131669-4		5340-01-399-6114	203	25
				205A	4
80063	A3131670		5895-01-351-4535	203	38
				205A	29
80063	A3131697			206	16
80063	A3131704		5340-01-353-4969	208	12
80063	A3131705		5325-01-353-9933	208	9
80063	A3131745-2		5305-01-351-4316	205	18
80063	A3131754			208	8
80063	A3131756			206	10
80063	A3131772-1		5305-01-414-1197	206	15
80063	A3131778		5970-01-351-7924	203	37
80063	A3131788		5305-01-353-4937	206	19
80063	A3131789		5305-01-374-2158	203	10
				207	19
				205A	10
80063	A3131790		5305-01-397-5108	206	5
80063	A3131793-1		5305-01-396-4339	206	9
80063	A3131793-2		5305-01-398-1325	206	17
80063	A3131849		5305-01-376-2203	203	8
				207	17
				205A	9
80063	A3131939-2		5340-01-413-4587	208	7
80063	A3131941-1		5310-01-394-5896	206	21
80063	A3132508		5315-01-379-8528	212	36
				215	60
80063	A3132521		5305-01-352-6695	212	12
80063	A3132529-5		5970-01-425-6500	212	37
				215	61
80063	A3132534-1		5365-01-355-4076	213	18
80063	A3132540		5340-01-352-3065	213	7
				215	45
80063	A3132542		5305-01-352-3022	213	8
				215	46
80063	A3132544		5305-01-352-3023	213	9
				215	47
80063	A3132545		5340-01-377-3530	212	9
				215	8
80063	A3132548		5340-01-352-3066	213	10
				215	48
80063	A3132617		5310-01-354-3211	206	8
80063	A3132830-1		5305-01-304-4994	87	96
				88	14

CROSS-REFERENCE INDEXES

CAGEC	PART NUMBER	PART NUMBER INDEX		FIG.	ITEM
			STOCK NUMBER		
80063	A3132830-1		5305-01-304-4994	116	24
				153	8
80063	A3132831-1		5305-01-304-4993	87	67
				111	16
80063	A3132832-1		5305-01-319-1603	109	16
80063	A3132832-2		5305-01-439-4220	19	8
				109	31
				111	16
				116	24
				146	19
				153	8
				166T	25
80063	A3132838-1			12	1
				12A	1
80063	A3132853-1		5340-01-319-6707	87	19
80063	A3132871-10		5340-01-392-3421	16	1
				17	1
80063	A3132871-2		5340-01-346-4291	16	9
				17	9
				19	17
				51	9
				74	13
				84	9
				87	139
				90	15
				146	23
				151	11
				166A	9
				166Q	9
				166W	1
80063	A3132871-4		5340-01-357-2333	166U	17
80063	A3132871-9		5340-01-345-5988	166U	5
				166W	34
80063	A3137522		5340-01-355-7397	206	20
80063	A3137523-1			206	11
80063	A3137827-1		5340-01-439-5303	205	19
80063	A3140062-1			74	5
80063	A3140080-1		5340-01-318-5708	74	10
80063	A3140082-1		5935-01-363-1137	3	2
80063	A3140083-1		5935-01-365-6970	3	3
80063	A3140084-2		5985-01-204-0074	2	2
80063	A3140087-36		5305-01-349-9217	215	37
80063	A3140087-6		5305-01-462-1796	118	6
80063	A3140087-8		5305-01-346-2489	109	12
80063	A3140088-1		5305-01-360-1585	87	14
80063	A3140088-2			87	135
				88	37
			5305-01-369-0871	146	21
				153	3
80063	A3140088-3		5305-01-374-9591	87	129
				146	20

CROSS-REFERENCE INDEXES

CAGEC	PART NUMBER	PART NUMBER INDEX		FIG.	ITEM
			STOCK NUMBER		
80063	A3140088-7		5305-01-346-0074	109	20
80063	A3140089-6		5305-01-369-0872	147	18
80063	A3140090-13		5305-01-465-9539	87	12
80063	A3140090-2		5305-01-335-5185	87	40
				88	1
				153	29
				166T	13
80063	A3140090-24		5305-01-347-5287	109	6
80063	A3140090-3		5305-01-369-1397	90	17
				146	6
80063	A3140102-1		5985-01-323-2674	2	1
80063	A3142069-1		5995-01-323-2729	1	36
80063	A3142076-1		5820-01-322-3477	1	4
80063	A3142155-1		5355-01-356-1282	16	21
				17	20
80063	A3147844-1			87	138
80063	A3147920-1		5340-01-346-8066	19	5
80063	A3148006-3		5935-01-318-5709	74	12
80063	A3148006-4		5340-01-319-4710	51	7
				84	7
				166A	7
				166Q	7
80063	A3148007-3		5340-01-361-3802	51	10
				74	15
				166A	10
				166Q	10
80063	A3148007-4		5340-01-298-1454	84	10
80063	A3148039-1			87	133
				146	22
				166T	28
80063	A3148039-2			166T	28
80063	A3148141-1		5355-01-354-3219	8	6
				52	16
				75	23
				85	14
				166B	16
				166R	16
80063	A3148142-1		5355-01-315-7946	8	4
				52	12
				75	18
				85	12
				166B	12
				166R	12
80063	A3148143-1		5355-01-315-7948	52	6
				75	11
				85	6
				166B	6
				166R	6
80063	A3148144-1		5355-01-315-7947	52	13
				75	20
				85	13

CROSS-REFERENCE INDEXES

CAGEC	PART NUMBER	PART NUMBER INDEX		FIG.	ITEM
		PART NUMBER	STOCK NUMBER		
80063	A3148144-1		5355-01-315-7947	166B	13
				166R	13
80063	A3148145-1		5355-01-315-7949	52	10
				75	19
				85	10
				166B	10
				166R	10
80063	A3148200-1			14	17
80063	A3163268			213	27
80063	A3163269-1	5315-01-353-8697		213	28
				215	67
80063	A3163346-1	5340-01-389-7195		212	46
				213	16
				214	11
				215	51
80063	A3163346-2	5340-01-388-7005		211	10
				212	47
				214	10
				215	13
80063	A3163346-3	5340-01-384-4738		213	22
80063	A3163346-5	5340-01-451-0185		215	2
80063	A3163346-6	5340-01-451-0146		214	9
80063	A3163346-7	5340-01-451-0174		214	12
80063	A3163348	5340-01-390-0546		212	7
				215	6
80063	A3163376-1	5340-01-382-3214		213	20
80063	A3163686-1	5340-01-448-9969		215	25
80063	A3167659-2	5965-01-348-5997		119	12
80063	A3167729-1	5340-01-431-5254		166S	14
80063	A3167735-1			87	131
80063	A3167738-1	5935-01-360-2630		109	4
				111	10
80063	A3167739-4	5970-01-374-2153		12	10
				12A	10
80063	A3167761-1			153	2
80063	A3167886-1	5935-01-386-0360		52	15
				75	22
				166B	15
				166R	15
80063	A3167931-4	5935-01-431-8672		215	36
80063	A3168012-1	3040-01-261-2630		87	18
				146	9
				166T	15
80063	A3168013-1			87	132
80063	A3168013-2	5975-01-430-7120		146	7
				166T	14
80063	A3184874-1	5310-01-353-1014		107	15A
80063	A3190937-1	5985-01-383-3142		104A	3
80063	A3190939-1			104A	2
80063	A3191113-1	5340-01-433-5455		146	42
				166T	37

CROSS-REFERENCE INDEXES

CAGEC	PART NUMBER	PART NUMBER INDEX		FIG.	ITEM
		PART NUMBER	STOCK NUMBER		
80063	A3191126-1		5985-01-383-3145	104A	1
80063	A3207488-1		5985-01-376-8012	108A	1
80063	A3207497-1		5985-01-376-7934	108A	13
80063	A3207510-1			108A	7
80063	A3207522-2		3460-01-435-8079	108A	15
80063	A3207523-1		4010-01-381-1581	108A	8
80063	A3207525-1		5340-01-381-5666	108A	14
80063	A3210903-2			119	6
80063	A3210919-1		5895-01-407-2627	1	16
80063	A3249536-1		5340-01-465-4793	166W	15
80063	A3249537-1		5340-01-465-4794	166W	16
80063	A3251000		5975-01-454-1308	1	39
				211	11
80063	A3256529-1		5985-01-438-2224	104A	3
80063	A3256530-1		5985-01-438-6768	104A	1
80063	A3256669-3		5340-01-456-7985	1	30
80063	A3262627-1			2A	1
80063	A3263880			107	18
				108	5
80058	BA-5372/U		6135-01-214-6441	1	2
				16	6
				17	6
80058	BA-5590/U		6135-01-036-3495	1	6
80063	BA-5590B/U		6135-01-438-9450	1	6
80204	B1821BH025F100N		5305-00-068-0515	207	29
80058	C-11291/VRC		5895-01-151-9914	1	23
80058	C-11291A/VRC		5895-01-309-1309	1	23
80058	C-11561(C)/U		5895-01-277-2680	1	24
80058	C-12493/U		5895-01-432-8370	1	38
80058	CG-3856/VRC(5FT, 0IN)		5995-01-219-7025	112	4
71744	CM387			116	19
80058	CX-13291/VRC(3FT ,0IN)		5995-01-222-4209	112	3
80058	CX-13298/VRC(1FT ,0IN)			1	34
80058	CX-13303/VRC(3FT .0IN.)		5995-01-219-4697	112	2
80058	CX-13313/VRC(2FT ,7IN)		5995-01-303-4951	1	32
80058	CX-13417/VRC(2FT ,7IN)		5995-01-348-2264	1	29
80058	CY-8523A/PRC		6160-01-284-4200	1	9
80058	CY-8523B/PRC		6160-01-304-2034	1	5
80058	CY-8523C/PRC		6160-01-424-8514	1	5
80058	CY-8664/VRC		6160-01-339-7723	1	25
81349	D70342/2-032		5310-01-203-2654	87	44
72962	E20057-M4		5310-01-265-6994	87	15
				146	10
25330	GC-861-12112		5935-01-201-3907	87	37
25330	GC-867		5935-01-201-3905	87	69

CROSS-REFERENCE INDEXES

CAGEC	PART NUMBER	PART NUMBER INDEX		FIG.	ITEM
			STOCK NUMBER		
25330	GC-868		5935-01-228-0709	87	90
08806	GE387		6240-00-763-7744	87	25
				88	15
80058	H-250A/U			1	3
81349	LC36GD2		6210-00-151-5276	87	24
				119	14
				212	28
				215	55
80058	LS-671/VRC		5965-01-222-1420	1	27
80058	LS-685/U		5965-01-295-1125	1	31
80058	MK-2312/VRC		5895-01-216-9552	1	19
96906	MS-16562-191		5315-00-058-9698	213	3
				215	41
96906	MS15795-810		5310-00-582-5677	113	13
96906	MS15795-812			4	3
				113	9
80205	MS15795-856B		5310-01-341-3648	208	4
80205	MS16562-190		5315-00-847-3735	87	130
80205	MS16562-191		5315-00-058-9698	87	66
96906	MS16632-4031		5325-00-845-0286	87	65
				109	19
				146	16
				213	6
				215	44
				166T	22
96906	MS16633-4018		5325-00-725-0969	87	122
				88	12
				206	23
				213	11
				215	49
96906	MS16633-4031		5325-00-878-1908	206	22
96906	MS21043-08		5310-00-878-7196	212	11
				215	10
96906	MS24626-1			107	3
96906	MS24667-31		5305-00-081-6728	109	11
96906	MS24693-C295B		5305-01-344-5820	111	22
96906	MS25237-387		6240-00-763-7744	119	15
				212	27
				215	54
96906	MS25237-8918		6240-01-093-7323	153	10
96906	MS27183-10		5310-00-809-4058	207	27
96906	MS27183-12		5310-00-081-4219	119	3
				207	24
80205	MS3212-21		5305-00-433-3707	207	34
96906	MS3367-5-9		5975-00-111-3208	112	5
				113	16
96906	MS35307-306		5305-00-702-4523	113	15
96906	MS35307-365		5305-00-847-1159	107	13
				108A	12
80205	MS35308-306		5305-00-685-3511	4	10
80205	MS35308-334		5306-00-021-3912	4	6

CROSS-REFERENCE INDEXES


CAGEC	PART NUMBER	PART NUMBER INDEX		FIG.	ITEM
			STOCK NUMBER		
96906	MS35308-334		5306-00-021-3912	113	5
96906	MS35333-155		5310-01-145-3154	113	3
96906	MS35335-59		5310-00-614-3552	109	24
				111	8
96906	MS35338-137B		5310-00-224-0748	208	5
96906	MS35338-139		5310-00-933-8121	113	14
96906	MS35338-140			4	5
96906	MS35338-140B		5310-00-415-2115	213	37
				215	74
96906	MS35338-158B		5310-00-883-9417	206	6
96906	MS35338-44		5310-00-582-5965	207	28
96906	MS35338-45		5310-00-407-9566	119	2
				207	25
96906	MS35650-3314B		5310-00-108-9736	213	35
				215	73
96906	MS45904-57		5310-00-061-0004	118	2
96906	MS45904-72		5310-00-889-2527	13	7
				107	6
				109	9
				111	23
				206	13
				108A	3
96906	MS45904-76		5310-00-061-1258	107	11
				108A	11
96906	MS51413-6			113	6
96906	MS51957-13B			204	13
			5305-00-494-7333	212	3
				205B	16
96906	MS51957-19B		5305-00-231-9808	213	21
96906	MS51957-42B		5305-00-494-7329	208	6
96906	MS51958-65B			108	3
96906	MS51959-31B		5305-00-455-2551	213	17
96906	MS51959-41B		5305-01-016-4326	212	6
96906	MS51959-42B		5305-00-455-2488	213	29
96906	MS51968-5		5310-00-880-7746	13	6
				109	10
				111	25
				206	14
				207	23
96906	MS51971-3		5310-00-913-8881	108A	10
96906	MS51972-2			4	4
			5310-00-939-2655	113	8
96906	MS90726-29		5306-00-225-9084	119	1
96906	MS90726-31		5306-00-225-9086	107	5
				108A	2
96906	MS90726-34		5306-00-225-9089	13	8
				109	8
				111	24
				206	12
				207	26
96906	MS91528-1E2B		5355-00-994-3435	119	11

CROSS-REFERENCE INDEXES

CAGEC	PART NUMBER	PART NUMBER INDEX		FIG.	ITEM
			STOCK NUMBER		
80058	MT-6352/VRC		5975-01-188-8873	1	20
80058	MT-6352A/VRC		5975-01-304-2050	1	20
80058	MT-6353/VRC		5975-01-235-1962	112	1
80058	MT-6576/VRC		5975-01-285-2352	1	26
80058	MX-10579/VRC		5895-01-188-8816	1	21
80058	MX-10862/VRC		6130-01-284-4195	1	35
80058	MX-18290/VRC		5998-01-270-3935	1	22
81349	M12133/1-4P		5310-01-094-2198	212	8
				215	7
81349	M12133/3-266			146	8
			5310-01-426-7543	166T	16
81349	M38527/06-040N		5999-01-387-4707	213	19
81349	M83248/1-901		5331-00-167-5165	19	24
				87	49
80205	NAS1056C4A-012		5365-01-312-5955	16	20
				17	19
80205	NAS1149CN432B		5310-01-409-0185	16	2
				17	2
				88	2
				147	19
				153	30
				212	2
80205	NAS1149CN832B		5310-01-352-9587	215	9
80205	NAS1640-416		5310-00-933-8121	4	11
80205	NAS620C10		5310-00-989-0640	87	64
				146	15
				213	4
				215	42
80205	NAS620C4LP		5310-01-353-4941	203	39
				205A	30
80205	NAS620C416L		5310-00-764-9564	87	16
				212	10
80205	NAS620C416P		5310-01-309-9476	206	7
80205	NAS620C6LP		5310-01-350-3030	207	16
81860	NC1015T4			109	15
82389	P-1593-6		6240-00-763-7744	14	26
80058	RT-1439/VRC		5895-01-195-0827	1	10
80058	RT-1523(C)/U		5820-01-234-8093	1	8
80058	RT-1523A(C)/U		5820-01-318-7990	1	8
80058	RT-1523B(C)/U		5820-01-365-2725	1	8
80058	RT-1523C(C)/U		5820-01-363-6929	1	1
80058	RT-1523D(C)/U		5820-01-410-8981	1	1
97539	SK-2129		5930-01-214-8502	16	22
				17	21
80063	SM-B-916814-2		5310-01-071-6411	4	12
97539	SM4X6MM		5305-01-200-0197	4	14
				12	16
				16	17
				17	17
				51	4
				74	4

CROSS-REFERENCE INDEXES

CAGEC	PART NUMBER	PART NUMBER INDEX		FIG.	ITEM
			STOCK NUMBER		
97539	SM4X6MM		5305-01-200-0197	84	4
				87	55
				12A	16
				147	9
				166A	4
				166Q	4
				166T	2
29440	ST5			87	17
81349	TBJA	6150-01-261-9826		87	114
81860	T44X30			111	14
81348	W-L-00111/7	6240-00-763-7744		19	11
97403	13218E0320-293	5310-00-913-8881		107	12
51792	3013108-3	5310-01-204-4209		111	11
07099	3132871-1	5340-01-346-2499		116	38
07099	3132871-3	5340-01-346-2498		19	21
				88	3
				153	31
07099	3132871-4	5340-01-357-2333		87	137
				147	20
07099	3132871-7	5340-01-346-2499		110	2
07099	3132871-9	5340-01-345-5988		87	123
				147	6
14438	3140088-5	5305-01-417-2469		146	43
				166T	38
14438	3140089-8	5305-01-431-2242		166S	12
5M496	3140090-6	5305-01-339-1093		16	3
				17	3
				51	2
				74	1
				84	2
				166A	2
				166Q	2
				87	47
				109	29
				113	4
31550	501342-2			118	1
31550	508578-3	5310-01-204-4209		116	40
51792	511357-3	5305-01-200-6253		87	62
31550	517707-3	5310-01-203-2654		87	29
31550	517708-5	5310-01-201-3345		108	2
72962	73 E20057-M4	5310-01-430-9243		166T	17
72825	9766-285-07-01	5999-01-388-9075		12	28A
				19	8A
				87	74
				90	1
				151	1
				208	14
				213	26
	215	12			



SOMETHING WRONG WITH THIS PUBLICATION

THEN ... JOT DOWN THE INFO ABOUT IT ON THIS FORM. CAREFULLY TEAR IT OUT. FOLD IT AND DROP IT IN THE MAIL.

FROM: (PRINT YOUR UNIT'S COMPLETE ADDRESS)
 Commander
 Stateside Army Depot
 ATTN: AMSTA-US
 Stateside, N.J. 07703-5007

DATE SENT
 10 July 1975

PUBLICATION NUMBER TM 11-5840-340-20P	PUBLICATION DATE 23 Jan 74	PUBLICATION TITLE Radar Set AN/PRC-76
------------------------------------------	-------------------------------	------------------------------------------

BE EXACT PIN-POINT WHERE IT IS				IN THIS SPACE TELL WHAT IS WRONG AND WHAT SHOULD BE DONE ABOUT IT:
PAGE NO	PARA GRAPH	FIGURE NO	TABLE NO	
2-25	2-28			<p>Recommend that the installation antenna alignment procedure be changed throughout to specify a 20 IFF antenna lag rather than 10.</p> <p>REASON: Experience has shown that with only a 10 lag, the antenna servo system is too sensitive to wind gusting in excess of 25 knots, and has a tendency to rapidly accelerate and decelerate as it hunts, causing strain to the drive train. Hunting is minimized by adjusting the lag to 20 without degradation of operation.</p>
3-10	3-3		3-1	<p>Item 5, Functional column. Change • 2 dB" to • 3 dB".</p> <p>REASON: The adjustment procedure for the TRANS POWER FAULT indicator calls for a 3 dB (500 watts) adjustment to light the TRANS POWER FAULT indicator.</p>
5-6	5-8			<p>Add new step f.1 to read, • Replace cover plate removed in step f.1, above."</p> <p>REASON: To replace the cover plate.</p>
		FO-3		<p>Zone C 3. On J1-2, change • +24 VDC" to • +5 VDC".</p> <p>REASON: This is the output line of the 5 VDC power supply. +24 VDC is the input voltage.</p>

TEAR ALONG DOTTED LINE

PRINTED NAME, GRADE OR TITLE AND TELEPHONE NUMBER SSG I. M. DeSpirito 999-1776	SIGN HERE
-----------------------------------------------------------------------------------	---------------

FILL IN YOUR
UNIT'S ADDRESS

FOLD BACK

DEPARTMENT OF THE ARMY

OFFICIAL BUSINESS


PLEASE
AFFIX
STAMP
POSTAGE
REQUIRED

SAMPLE

Commander
U.S. Army Communications-Electronics Command
and Fort Monmouth
ATTN: AMSEL-LC-LEO-D-CS-CFO
Fort Monmouth, New Jersey 07703-5006

TEAR ALONG DOTTED LINE

SOMETHING WRONG WITH THIS PUBLICATION



THEN ... JOT DOWN THE INFO ABOUT IT ON THIS FORM. CAREFULLY TEAR IT OUT. FOLD IT AND DROP IT IN THE MAIL.

FROM: (PRINT YOUR UNIT'S COMPLETE ADDRESS)

DATE SENT

PUBLICATION NUMBER

PUBLICATION DATE

PUBLICATION TITLE

BE EXACT PIN-POINT WHERE IT IS

IN THIS SPACE TELL WHAT IS WRONG AND WHAT SHOULD BE DONE ABOUT IT:

PAGE NO

PARA GRAPH

FIGURE NO

TABLE NO

TEAR ALONG DOTTED LINE

PRINTED NAME, GRADE OR TITLE AND TELEPHONE NUMBER

SIGN HERE

FILL IN YOUR
UNIT'S ADDRESS

FOLD BACK

DEPARTMENT OF THE ARMY



OFFICIAL BUSINESS

PLEASE
AFFIX
STAMP
POSTAGE
REQUIRED

TEAR ALONG DOTTED LINE

**Commander
U.S. Army Communications-Electronics Command
and Fort Monmouth
ATTN: AMSEL-LC-LEO-D-CS-CFO
Fort Monmouth, New Jersey 07703-5006**

SOMETHING WRONG WITH THIS PUBLICATION



THEN ... JOT DOWN THE INFO ABOUT IT ON THIS FORM. CAREFULLY TEAR IT OUT. FOLD IT AND DROP IT IN THE MAIL.

FROM: (PRINT YOUR UNIT'S COMPLETE ADDRESS)

DATE SENT

PUBLICATION NUMBER

PUBLICATION DATE

PUBLICATION TITLE

BE EXACT PIN-POINT WHERE IT IS

IN THIS SPACE TELL WHAT IS WRONG AND WHAT SHOULD BE DONE ABOUT IT:

PAGE NO

PARA GRAPH

FIGURE NO

TABLE NO

TEAR ALONG DOTTED LINE

PRINTED NAME, GRADE OR TITLE AND TELEPHONE NUMBER

SIGN HERE

FILL IN YOUR
UNIT'S ADDRESS

FOLD BACK

DEPARTMENT OF THE ARMY




OFFICIAL BUSINESS

PLEASE
AFFIX
STAMP
POSTAGE
REQUIRED

TEAR ALONG DOTTED LINE

Commander
U.S. Army Communications-Electronics Command
and Fort Monmouth
ATTN: AMSEL-LC-LEO-D-CS-CFO
Fort Monmouth, New Jersey 07703-5006

SOMETHING WRONG WITH THIS PUBLICATION



THEN ... JOT DOWN THE INFO ABOUT IT ON THIS FORM. CAREFULLY TEAR IT OUT. FOLD IT AND DROP IT IN THE MAIL.

FROM: (PRINT YOUR UNIT'S COMPLETE ADDRESS)

DATE SENT

PUBLICATION NUMBER

PUBLICATION DATE

PUBLICATION TITLE

BE EXACT PIN-POINT WHERE IT IS

IN THIS SPACE TELL WHAT IS WRONG AND WHAT SHOULD BE DONE ABOUT IT:

PAGE NO

PARA GRAPH

FIGURE NO

TABLE NO

TEAR ALONG DOTTED LINE

PRINTED NAME, GRADE OR TITLE AND TELEPHONE NUMBER

SIGN HERE

FILL IN YOUR
UNIT'S ADDRESS

FOLD BACK

DEPARTMENT OF THE ARMY



OFFICIAL BUSINESS


PLEASE
AFFIX
STAMP
POSTAGE
REQUIRED

TEAR ALONG DOTTED LINE

Commander
U.S. Army Communications-Electronics Command
and Fort Monmouth
ATTN: AMSEL-LC-LEO-D-CS-CFO
Fort Monmouth, New Jersey 07703-5006

By Order of the Secretary of the Army:

Official:


JOEL B. HUDSON
*Administrative Assistant to the
Secretary of the Army*
0301004

ERIC K. SHINSEKI
*General, United States Army
Chief of Staff*

DISTRIBUTION:

To be distributed in accordance with the initial distribution number (IDN) 511756 requirements for TM 11-5820-890-20P-1.

PIN: 080235-000